Form **990-PF**
Department of the Treasury
Internal Revenue Service

Return of Private Foundation
or Section 4947(a)(1) Nonexempt Charitable Trust
Treated as a Private Foundation
Note: *The foundation may be able to use a copy of this return to satisfy state reporting requirements*

OMB No 1545-0052
2007

For calendar year 2007, or tax year beginning 03/01 , 2007, and ending 02/28/2008

G Check all that apply | Initial return | Final return | Amended return | Address change | Name change

Use the IRS label Otherwise, print or type See Specific Instructions.

Name of foundation
MORTIMER LEVITT FOUNDATION INC.
C/O LEVITT PROPERTIES

A Employer identification number
13-6204678

Number and street (or P O box number if mail is not delivered to street address) | Room/suite
100 QUARRY ROAD | 2

B Telephone number (see page 10 of the instructions)
EXT 5
(973) 823-1140

City or town, state, and ZIP code
HAMBURG, NJ 07419

C If exemption application is pending check here . . . . . ▶ ☐
D 1 Foreign organizations, check here . ▶ ☐
2 Foreign organizations meeting the 85% test, check here and attach computation . . . . . ▶ ☐
E If private foundation status was terminated under section 507(b)(1)(A) check here . ▶ ☐
F If the foundation is in a 60-month termination under section 507(b)(1)(B) check here . ▶ ☐

H Check type of organization [X] Section 501(c)(3) exempt private foundation
☐ Section 4947(a)(1) nonexempt charitable trust ☐ Other taxable private foundation

I Fair market value of all assets at end of year *(from Part II, col (c), line 16)* ▶ $ 53,186,452.

J Accounting method ☐ Cash [X] Accrual ☐ Other (specify) _____
(Part I, column (d) must be on cash basis)

Part I **Analysis of Revenue and Expenses** *(The total of amounts in columns (b), (c), and (d) may not necessarily equal the amounts in column (a) (see page 11 of the instructions))*

		(a) Revenue and expenses per books	(b) Net investment income	(c) Adjusted net income	(d) Disbursements for charitable purposes (cash basis only)
Revenue	1 Contributions, gifts, grants etc , received (attach schedule)	351,244.			
	2 Check ▶ ☐ if the foundation is not required to attach Sch B				
	3 Interest on savings and temporary cash investments	63,392.	63,392.		STMT 1
	4 Dividends and interest from securities	2,240,426.	2,240,426.		STMT 2
	5a Gross rents	997,598.	997,598.		
	b Net rental income or (loss) 549,904.				
	6a Net gain or (loss) from sale of assets not on line 10	5,990,741.			
	b Gross sales price for all assets on line 6a 27,681,944.				
	7 Capital gain net income (from Part IV, line 2)		5,990,741.		
	8 Net short-term capital gain				
	9 Income modifications				
	10a Gross sales less returns and allowances				
	b Less Cost of goods sold				
	c Gross profit or (loss) (attach schedule)				
	11 Other income (attach schedule)	203,248.	203,248.		STMT 10
	12 Total. Add lines 1 through 11	9,846,649.	9,495,405.		
Operating and Administrative Expenses	13 Compensation of officers, directors, trustees, etc				
	14 Other employee salaries and wages				
	15 Pension plans, employee benefits				
	16a Legal fees (attach schedule) STMT 11	828.	414.	NONE	414.
	b Accounting fees (attach schedule) STMT 12	39,723.	19,862.	NONE	19,861.
	c Other professional fees (attach schedule) STMT 13	33,300.	16,650.	NONE	16,650.
	17 Interest				
	18 Taxes (attach schedule) (see page 14 of the instructions) **	11,450.	11,450.	NONE	NONE
	19 Depreciation (attach schedule) and depletion	184,211.	184,211.		
	20 Occupancy				
	21 Travel, conferences, and meetings	52,244.	26,122.	NONE	26,122.
	22 Printing and publications				
	23 Other expenses (attach schedule) STMT 15	578,179.	570,128.	NONE	8,051.
	24 Total operating and administrative expenses. Add lines 13 through 23	899,935.	828,837.	NONE	71,098.
	25 Contributions, gifts, grants paid	3,001,381.			3,001,381.
	26 Total expenses and disbursements Add lines 24 and 25	3,901,316.	828,837.	NONE	3,072,479.
	27 Subtract line 26 from line 12				
	a Excess of revenue over expenses and disbursements	5,945,333.			
	b Net investment income (if negative, enter -0-)		8,666,568.		
	c Adjusted net income (if negative, enter -0-)			-0-	

RECEIVED
JUL 19 2010
OGDEN, UT
IRS-OSC
SCANNED JUL 28 2010

Part II Balance Sheets Attached schedules and amounts in the description column should be for end-of-year amounts only (See instructions)

		Beginning of year	End of year	
		(a) Book Value	(b) Book Value	(c) Fair Market Value
Assets	1 Cash - non-interest-bearing	-26,434.	4,488,399.	4,488,399.
	2 Savings and temporary cash investments	3,036,128.		
	3 Accounts receivable ▶			
	Less allowance for doubtful accounts ▶			
	4 Pledges receivable ▶			
	Less allowance for doubtful accounts ▶			
	5 Grants receivable			
	6 Receivables due from officers, directors, trustees, and other disqualified persons (attach schedule) (see page 16 of the instructions)			
	7 Other notes and loans receivable (attach schedule) ▶			
	Less allowance for doubtful accounts ▶			
	8 Inventories for sale or use			
	9 Prepaid expenses and deferred charges			
	10a Investments - U S and state government obligations (attach schedule)			
	b Investments - corporate stock (attach schedule) STMT 16	15,665,000.	27,757,787.	26,856,888.
	c Investments - corporate bonds (attach schedule) STMT 17	5,714,327.	2,398,101.	2,078,349.
	11 Investments - land, buildings, and equipment basis ▶ 6,968,406.			STMT 18
	Less accumulated depreciation (attach schedule) ▶ 712,752.	7,385,082.	6,255,654.	6,255,654.
	12 Investments - mortgage loans	13,511,935.	8,081,911.	7,850,991.
	13 Investments - other (attach schedule) STMT 19	2,554,770.	5,468,504.	5,609,619.
	14 Land, buildings, and equipment basis ▶			
	Less accumulated depreciation (attach schedule) ▶			
	15 Other assets (describe ▶ STMT 20)	710,383.	46,552.	46,552.
	16 **Total assets** (to be completed by all filers - see the instructions Also, see page 1, item I)	48,551,191.	54,496,908.	53,186,452.
Liabilities	17 Accounts payable and accrued expenses			
	18 Grants payable			
	19 Deferred revenue			
	20 Loans from officers, directors, trustees, and other disqualified persons			
	21 Mortgages and other notes payable (attach schedule)			
	22 Other liabilities (describe ▶)			
	23 **Total liabilities** (add lines 17 through 22)			
Net Assets or Fund Balances	**Foundations that follow SFAS 117, check here ▶ ☐ and complete lines 24 through 26 and lines 30 and 31.**			
	24 Unrestricted			
	25 Temporarily restricted			
	26 Permanently restricted			
	Foundations that do not follow SFAS 117, check here and complete lines 27 through 31. ▶ X			
	27 Capital stock, trust principal, or current funds			
	28 Paid-in or capital surplus, or land, bldg , and equipment fund	1,062,261.	1,062,261.	
	29 Retained earnings, accumulated income, endowment, or other funds	47,488,930.	53,434,647.	
	30 **Total net assets or fund balances** (see page 17 of the instructions)	48,551,191.	54,496,908.	
	31 **Total liabilities and net assets/fund balances** (see page 17 of the instructions)	48,551,191.	54,496,908.	

Part III Analysis of Changes in Net Assets or Fund Balances

1	Total net assets or fund balances at beginning of year - Part II, column (a), line 30 (must agree with end-of-year figure reported on prior year's return)	1	48,551,191.
2	Enter amount from Part I, line 27a	2	5,945,333.
3	Other increases not included in line 2 (itemize) ▶ SEE STATEMENT 21	3	384.
4	Add lines 1, 2, and 3	4	54,496,908.
5	Decreases not included in line 2 (itemize) ▶	5	
6	Total net assets or fund balances at end of year (line 4 minus line 5) - Part II, column (b), line 30	6	54,496,908.

Part IV Capital Gains and Losses for Tax on Investment Income

	(a) List and describe the kind(s) of property sold (e g , real estate, 2-story brick warehouse, or common stock, 200 shs MLC Co)	(b) How acquired P-Purchase D-Donation	(c) Date acquired (mo , day, yr)	(d) Date sold (mo , day, yr)
1a	SEE PART IV SCHEDULE			
b				
c				
d				
e				

	(e) Gross sales price	(f) Depreciation allowed (or allowable)	(g) Cost or other basis plus expense of sale	(h) Gain or (loss) (e) plus (f) minus (g)
a				
b				
c				
d				
e				

	Complete only for assets showing gain in column (h) and owned by the foundation on 12/31/69			(l) Gains (Col (h) gain minus col (k), but not less than -0-) or Losses (from col (h))
	(i) F M V as of 12/31/69	(j) Adjusted basis as of 12/31/69	(k) Excess of col (i) over col (j), if any	
a				
b				
c				
d				
e				

2	Capital gain net income or (net capital loss) { If gain, also enter in Part I, line 7 / If (loss), enter -0- in Part I, line 7 }	2	5,990,741.
3	Net short-term capital gain or (loss) as defined in sections 1222(5) and (6) If gain, also enter in Part I, line 8, column (c) (see pages 13 and 17 of the instructions) If (loss), enter -0- in Part I, line 8	3	-472,005.

Part V Qualification Under Section 4940(e) for Reduced Tax on Net Investment Income

(For optional use by domestic private foundations subject to the section 4940(a) tax on net investment income)

If section 4940(d)(2) applies, leave this part blank

Was the foundation liable for the section 4942 tax on the distributable amount of any year in the base period? [X] Yes [ ] No

If "Yes," the foundation does not qualify under section 4940(e) Do not complete this part

1 Enter the appropriate amount in each column for each year, see page 18 of the instructions before making any entries

(a) Base period years Calendar year (or tax year beginning in)	(b) Adjusted qualifying distributions	(c) Net value of noncharitable-use assets	(d) Distribution ratio (col (b) divided by col (c))
2006			
2005			
2004			
2003			
2002			

2	**Total** of line 1, column (d)	2	
3	Average distribution ratio for the 5-year base period - divide the total on line 2 by 5, or by the number of years the foundation has been in existence if less than 5 years	3	
4	Enter the net value of noncharitable-use assets for 2007 from Part X, line 5	4	
5	Multiply line 4 by line 3	5	
6	Enter 1% of net investment income (1% of Part I, line 27b)	6	
7	Add lines 5 and 6	7	
8	Enter qualifying distributions from Part XII, line 4	8	

If line 8 is equal to or greater than line 7, check the box in Part VI, line 1b, and complete that part using a 1% tax rate See the Part VI instructions on page 18

Part VI Excise Tax Based on Investment Income (Section 4940(a), 4940(b), 4940(e), or 4948 - see page 18 of the instructions)

1a	Exempt operating foundations described in section 4940(d)(2), check here ▶ ☐ and enter "N/A" on line 1. Date of ruling letter _____ (attach copy of ruling letter if necessary - see instructions)		
b	Domestic foundations that meet the section 4940(e) requirements in Part V, check here ▶ ☐ and enter 1% of Part I, line 27b	1	173,331.
c	All other domestic foundations enter 2% of line 27b Exempt foreign organizations enter 4% of Part I, line 12, col (b)		
2	Tax under section 511 (domestic section 4947(a)(1) trusts and taxable foundations only Others enter -0-)	2	
3	Add lines 1 and 2	3	173,331.
4	Subtitle A (income) tax (domestic section 4947(a)(1) trusts and taxable foundations only Others enter -0-)	4	NONE
5	**Tax based on investment income.** Subtract line 4 from line 3 If zero or less, enter -0-	5	173,331.
6	Credits/Payments		
a	2007 estimated tax payments and 2006 overpayment credited to 2007 — 6a: 273,766.		
b	Exempt foreign organizations-tax withheld at source — 6b: NONE		
c	Tax paid with application for extension of time to file (Form 8868) — 6c: NONE		
d	Backup withholding erroneously withheld — 6d:		
7	Total credits and payments Add lines 6a through 6d	7	273,766.
8	Enter any **penalty** for underpayment of estimated tax Check here ☐ if Form 2220 is attached	8	
9	**Tax due.** If the total of lines 5 and 8 is more than line 7, enter **amount owed** ▶	9	
10	**Overpayment.** If line 7 is more than the total of lines 5 and 8, enter the **amount overpaid** ▶	10	100,435.
11	Enter the amount of line 10 to be **Credited to 2008 estimated tax** ▶ 100,435. **Refunded** ▶	11	

Part VII-A Statements Regarding Activities

			Yes	No
1a	During the tax year, did the foundation attempt to influence any national, state, or local legislation or did it participate or intervene in any political campaign?	1a		X
b	Did it spend more than $100 during the year (either directly or indirectly) for political purposes (see page 19 of the instructions for definition)?	1b		X
	*If the answer is "Yes" to **1a** or **1b**, attach a detailed description of the activities and copies of any materials published or distributed by the foundation in connection with the activities*			
c	Did the foundation file **Form 1120-POL** for this year?	1c		X
d	Enter the amount (if any) of tax on political expenditures (section 4955) imposed during the year (1) On the foundation ▶ $ _____ (2) On foundation managers ▶ $ _____			
e	Enter the reimbursement (if any) paid by the organization during the year for political expenditure tax imposed on foundation managers ▶ $ _____			
2	Has the foundation engaged in any activities that have not previously been reported to the IRS? *If "Yes," attach a detailed description of the activities*	2		X
3	Has the foundation made any changes, not previously reported to the IRS, in its governing instrument, articles of incorporation, or bylaws, or other similar instruments? *If "Yes," attach a conformed copy of the changes*	3		X
4a	Did the foundation have unrelated business gross income of $1,000 or more during the year?	4a		X
b	If "Yes," has it filed a tax return on **Form 990-T** for this year?	4b	N/A	
5	Was there a liquidation, termination, dissolution, or substantial contraction during the year? *If "Yes," attach the statement required by General Instruction T*	5		X
6	Are the requirements of section 508(e) (relating to sections 4941 through 4945) satisfied either • By language in the governing instrument, or • By state legislation that effectively amends the governing instrument so that no mandatory directions that conflict with the state law remain in the governing instrument?	6	X	
7	Did the foundation have at least $5,000 in assets at any time during the year? *If "Yes," complete Part II, col (c), and Part XV*	7	X	
8a	Enter the states to which the foundation reports or with which it is registered (see page 19 of the instructions) ▶ NY,			
b	If the answer is "Yes" to line 7, has the foundation furnished a copy of Form 990-PF to the Attorney General (or designate) of each state as required by *General Instruction G? If "No," attach explanation*	8b	X	
9	Is the foundation claiming status as a private operating foundation within the meaning of section 4942(j)(3) or 4942(j)(5) for calendar year 2007 or the taxable year beginning in 2007 (see instructions for Part XIV)? *If "Yes," complete Part XIV*	9		X
10	Did any persons become substantial contributors during the tax year? *If "Yes," attach a schedule listing their names and addresses* SEE STATEMENT 22	10	X	

Part VII-A Statements Regarding Activities *(continued)*

11a	At any time during the year, did the foundation, directly or indirectly, own a controlled entity within the meaning of section 512(b)(13)? If "Yes," attach schedule (see page 20 of the instructions)	11a		X
b	If "Yes," did the foundation have a binding written contract in effect on August 17, 2006, covering the interest, rents, royalties, and annuities described in the attachment for line 11a?	11b		X
12	Did the foundation acquire a direct or indirect interest in any applicable insurance contract?	12		X
13	Did the foundation comply with the public inspection requirements for its annual returns and exemption application?	13	X	

Website address ▶ N/A

14 The books are in care of ▶ KATHY EBERLY Telephone no ▶ 973-823-1140

Located at ▶ 100 QUARRY RD HAMBURG NJ ZIP + 4 ▶ 07419

15 Section 4947(a)(1) nonexempt charitable trusts filing Form 990-F in lieu of **Form 1041** - Check here . . . . . N/A . . . . . ▶ ☐
and enter the amount of tax-exempt interest received or accrued during the year . . . . . ▶ 15

Part VII-B Statements Regarding Activities for Which Form 4720 May Be Required

File Form 4720 if any item is checked in the "Yes" column, unless an exception applies.

			Yes	No
1a	During the year did the foundation (either directly or indirectly)			
	(1) Engage in the sale or exchange, or leasing of property with a disqualified person? ☐ Yes ☒ No			
	(2) Borrow money from, lend money to, or otherwise extend credit to (or accept it from) a disqualified person? ☐ Yes ☒ No			
	(3) Furnish goods, services, or facilities to (or accept them from) a disqualified person? ☐ Yes ☒ No			
	(4) Pay compensation to, or pay or reimburse the expenses of, a disqualified person? ☐ Yes ☒ No			
	(5) Transfer any income or assets to a disqualified person (or make any of either available for the benefit or use of a disqualified person)? ☐ Yes ☒ No			
	(6) Agree to pay money or property to a government official? (**Exception.** Check "No" if the foundation agreed to make a grant to or to employ the official for a period after termination of government service, if terminating within 90 days) ☐ Yes ☒ No			
b	If any answer is "Yes" to 1a(1)-(6), did **any** of the acts fail to qualify under the exceptions described in Regulations section 53 4941(d)-3 or in a current notice regarding disaster assistance (see page 22 of the instructions)?	1b		X
	Organizations relying on a current notice regarding disaster assistance check here ▶ ☐			
c	Did the foundation engage in a prior year in any of the acts described in 1a, other than excepted acts, that were not corrected before the first day of the tax year beginning in 2007?	1c	N/A	
2	Taxes on failure to distribute income (section 4942) (does not apply for years the foundation was a private operating foundation defined in section 4942(j)(3) or 4942(j)(5))			
a	At the end of tax year 2007, did the foundation have any undistributed income (lines 6d and 6e, Part XIII) for tax year(s) beginning before 2007? ☒ Yes ☐ No			
	If "Yes," list the years ▶ 2003, 2004, 2005, 2006			
b	Are there any years listed in 2a for which the foundation is **not** applying the provisions of section 4942(a)(2) (relating to incorrect valuation of assets) to the year's undistributed income? (If applying section 4942(a)(2) to **all** years listed, answer "No" and attach statement - see page 22 of the instructions)	2b	X	
c	If the provisions of section 4942(a)(2) are being applied to **any** of the years listed in 2a, list the years here ▶			
3a	Did the foundation hold more than a 2% direct or indirect interest in any business enterprise at any time during the year? ☒ Yes ☐ No			
b	If "Yes," did it have excess business holdings in 2007 as a result of **(1)** any purchase by the foundation or disqualified persons after May 26, 1969, **(2)** the lapse of the 5-year period (or longer period approved by the Commissioner under section 4943(c)(7)) to dispose of holdings acquired by gift or bequest, or **(3)** the lapse of the 10-, 15-, or 20-year first phase holding period? *(Use Schedule C, Form 4720, to determine if the foundation had excess business holdings in 2007)*	3b		X
4a	Did the foundation invest during the year any amount in a manner that would jeopardize its charitable purposes?	4a		X
b	Did the foundation make any investment in a prior year (but after December 31, 1969) that could jeopardize its charitable purpose that had not been removed from jeopardy before the first day of the tax year beginning in 2007?	4b		X

Part VII-B Statements Regarding Activities for Which Form 4720 May Be Required *(continued)*

5a	During the year did the foundation pay or incur any amount to			
	(1) Carry on propaganda, or otherwise attempt to influence legislation (section 4945(e))?	☐ Yes	☒ No	
	(2) Influence the outcome of any specific public election (see section 4955), or to carry on, directly or indirectly, any voter registration drive?	☐ Yes	☒ No	
	(3) Provide a grant to an individual for travel, study, or other similar purposes?	☐ Yes	☒ No	
	(4) Provide a grant to an organization other than a charitable, etc , organization described in section 509(a)(1), (2), or (3), or section 4940(d)(2)? (see page 22 of the instructions)	☐ Yes	☒ No	
	(5) Provide for any purpose other than religious, charitable, scientific, literary, or educational purposes, or for the prevention of cruelty to children or animals?	☐ Yes	☒ No	
b	If any answer is "Yes" to 5a(1)-(5), did any of the transactions fail to qualify under the exceptions described in Regulations section 53 4945 or in a current notice regarding disaster assistance (see page 22 of the instructions)?		5b	N/A
	Organizations relying on a current notice regarding disaster assistance check here ▶	☒		
c	If the answer is "Yes" to question 5a(4), does the foundation claim exemption from the tax because it maintained expenditure responsibility for the grant?	☐ Yes	☒ No	
	If "Yes," attach the statement required by Regulations section 53 4945-5(d)			
6a	Did the foundation, during the year, receive any funds, directly or indirectly, to pay premiums on a personal benefit contract?	☐ Yes	☒ No	
b	Did the foundation, during the year, pay premiums, directly or indirectly, on a personal benefit contract?		6b	X
	If you answered "Yes" to 6b, also file Form 8870			
7a	At any time during the tax year, was the foundation a party to a prohibited tax shelter transaction?	☐ Yes	☒ No	
b	If yes, did the foundation receive any proceeds or have any net income attributable to the transaction?		7b	X

Part VIII Information About Officers, Directors, Trustees, Foundation Managers, Highly Paid Employees, and Contractors

1 List all officers, directors, trustees, foundation managers and their compensation (see page 23 of the instructions).

(a) Name and address	(b) Title, and average hours per week devoted to position	(c) Compensation (If not paid, enter -0-)	(d) Contributions to employee benefit plans and deferred compensation	(e) Expense account, other allowances
SEE STATEMENT 23		NONE	NONE	NONE

2 Compensation of five highest-paid employees (other than those included on line 1 - see page 23 of the instructions). If none, enter "NONE."

(a) Name and address of each employee paid more than $50,000	(b) Title, and average hours per week devoted to position	(c) Compensation	(d) Contributions to employee benefit plans and deferred compensation	(e) Expense account, other allowances
NONE				

Total number of other employees paid over $50,000 ▶ NONE

Part VIII Information About Officers, Directors, Trustees, Foundation Managers, Highly Paid Employees, and Contractors *(continued)*

3 Five highest-paid independent contractors for professional services (see page 23 of the instructions). If none, enter "NONE."

(a) Name and address of each person paid more than $50,000	(b) Type of service	(c) Compensation
NONE		

Total number of others receiving over $50,000 for professional services . . . . . ▶ NONE

Part IX-A Summary of Direct Charitable Activities

List the foundation's four largest direct charitable activities during the tax year Include relevant statistical information such as the number of organizations and other beneficiaries served, conferences convened, research papers produced, etc	Expenses
1 NONE	
2 NONE	
3 NONE	
4 NONE	

Part IX-B Summary of Program-Related Investments (see page 24 of the instructions)

Describe the two largest program-related investments made by the foundation during the tax year on lines 1 and 2	Amount
1 NONE	
2	
All other program-related investments See page 24 of the instructions	
3 NONE	
Total. Add lines 1 through 3 . . . . . ▶	

Part X **Minimum Investment Return** (All domestic foundations must complete this part Foreign foundations, see page 24 of the instructions)

1	Fair market value of assets not used (or held for use) directly in carrying out charitable, etc , purposes		
a	Average monthly fair market value of securities	1a	41,705,827.
b	Average of monthly cash balances	1b	3,417,802.
c	Fair market value of all other assets (see page 25 of the instructions)	1c	7,977,840.
d	**Total** (add lines 1a, b, and c)	1d	53,101,469.
e	Reduction claimed for blockage or other factors reported on lines 1a and 1c (attach detailed explanation) 1e		
2	Acquisition indebtedness applicable to line 1 assets	2	NONE
3	Subtract line 2 from line 1d	3	53,101,469.
4	Cash deemed held for charitable activities Enter 1 1/2 % of line 3 (for greater amount, see page 25 of the instructions)	4	796,522.
5	**Net value of noncharitable-use assets.** Subtract line 4 from line 3 Enter here and on Part V, line 4	5	52,304,947.
6	**Minimum investment return.** Enter 5% of line 5	6	2,615,247.

Part XI **Distributable Amount** (see page 25 of the instructions) (Section 4942(j)(3) and (j)(5) private operating foundations and certain foreign organizations check here ▶ ☐ and do not complete this part)

1	Minimum investment return from Part X, line 6			1	2,615,247.
2a	Tax on investment income for 2007 from Part VI, line 5	2a	173,331.		
b	Income tax for 2007 (This does not include the tax from Part VI)	2b			
c	Add lines 2a and 2b			2c	173,331.
3	Distributable amount before adjustments Subtract line 2c from line 1			3	2,441,916.
4	Recoveries of amounts treated as qualifying distributions			4	
5	Add lines 3 and 4			5	2,441,916.
6	Deduction from distributable amount (see page 25 of the instructions)			6	
7	**Distributable amount** as adjusted Subtract line 6 from line 5 Enter here and on Part XIII, line 1			7	2,441,916.

Part XII **Qualifying Distributions** (see page 26 of the instructions)

1	Amounts paid (including administrative expenses) to accomplish charitable, etc , purposes		
a	Expenses, contributions, gifts, etc - total from Part I, column (d), line 26	1a	3,072,479.
b	Program-related investments - total from Part IX-B	1b	NONE
2	Amounts paid to acquire assets used (or held for use) directly in carrying out charitable, etc , purposes	2	NONE
3	Amounts set aside for specific charitable projects that satisfy the		
a	Suitability test (prior IRS approval required)	3a	NONE
b	Cash distribution test (attach the required schedule)	3b	NONE
4	**Qualifying distributions.** Add lines 1a through 3b Enter here and on Part V, line 8, and Part XIII, line 4	4	3,072,479.
5	Foundations that qualify under section 4940(e) for the reduced rate of tax on net investment income Enter 1% of Part I, line 27b (see page 26 of the instructions)	5	N/A
6	**Adjusted qualifying distributions.** Subtract line 5 from line 4	6	3,072,479.

Note: *The amount on line 6 will be used in Part V, column (b), in subsequent years when calculating whether the foundation qualifies for the section 4940(e) reduction of tax in those years*

Part XIII Undistributed Income (see page 26 of the instructions)

	(a) Corpus	(b) Years prior to 2006	(c) 2006	(d) 2007
1 Distributable amount for 2007 from Part XI, line 7				2,441,916.
2 Undistributed income, if any, as of the end of 2006				
a Enter amount for 2006 only			1,969,669.	
b Total for prior years 2005, 2004, 2003		871,041.		
3 Excess distributions carryover, if any, to 2007				
a From 2002 NONE				
b From 2003 NONE				
c From 2004 NONE				
d From 2005 NONE				
e From 2006 NONE				
f Total of lines 3a through e	NONE			
4 Qualifying distributions for 2007 from Part XII, line 4 ▶ $ 3,072,479.				
a Applied to 2006, but not more than line 2a			1,969,669.	
b Applied to undistributed income of prior years (Election required - see page 27 of the instructions)	STMT 24	871,041.		
c Treated as distributions out of corpus (Election required - see page 27 of the instructions)				
d Applied to 2007 distributable amount				231,769.
e Remaining amount distributed out of corpus				
5 Excess distributions carryover applied to 2007 *(If an amount appears in column (d), the same amount must be shown in column (a).)*	NONE			NONE
6 **Enter the net total of each column as indicated below:**				
a Corpus Add lines 3f, 4c, and 4e Subtract line 5	NONE			
b Prior years' undistributed income Subtract line 4b from line 2b				
c Enter the amount of prior years' undistributed income for which a notice of deficiency has been issued, or on which the section 4942(a) tax has been previously assessed				
d Subtract line 6c from line 6b Taxable amount - see page 27 of the instructions				
e Undistributed income for 2006 Subtract line 4a from line 2a Taxable amount - see page 27 of the instructions				
f Undistributed income for 2007 Subtract lines 4d and 5 from line 1 This amount must be distributed in 2008				2,210,147.
7 Amounts treated as distributions out of corpus to satisfy requirements imposed by section 170(b)(1)(F) or 4942(g)(3) (see page 27 of the instructions)				
8 Excess distributions carryover from 2002 not applied on line 5 or line 7 (see page 27 of the instructions)				
9 **Excess distributions carryover to 2008.** Subtract lines 7 and 8 from line 6a	NONE			
10 Analysis of line 9				
a Excess from 2003				
b Excess from 2004 NONE				
c Excess from 2005 NONE				
d Excess from 2006 NONE				
e Excess from 2007				

Part XIV Private Operating Foundations (see page 27 of the instructions and Part VII-A, question 9) NOT APPLICABLE

1a If the foundation has received a ruling or determination letter that it is a private operating foundation, and the ruling is effective for 2007, enter the date of the ruling ▶

b Check box to indicate whether the foundation is a private operating foundation described in section ☐ 4942(j)(3) or ☐ 4942(j)(5)

	Tax year	Prior 3 years			(e) Total
	(a) 2007	(b) 2006	(c) 2005	(d) 2004	
2a Enter the lesser of the adjusted net income from Part I or the minimum investment return from Part X for each year listed					
b 85% of line 2a					
c Qualifying distributions from Part XII, line 4 for each year listed					
d Amounts included in line 2c not used directly for active conduct of exempt activities					
e Qualifying distributions made directly for active conduct of exempt activities Subtract line 2d from line 2c					
3 Complete 3a b, or c for the alternative test relied upon a "Assets" alternative test - enter (1) Value of all assets					
(2) Value of assets qualifying under section 4942(j)(3)(B)(i)					
b "Endowment" alternative test- enter 2/3 of minimum investment return shown in Part X, line 6 for each year listed					
c "Support" alternative test - enter (1) Total support other than gross investment income (interest dividends rents, payments on securities loans (section 512(a)(5)), or royalties)					
(2) Support from general public and 5 or more exempt organizations as provided in section 4942 (j)(3)(B)(iii)					
(3) Largest amount of support from an exempt organization					
(4) Gross investment income					

Part XV Supplementary Information (Complete this part only if the foundation had $5,000 or more in assets at any time during the year - see page 28 of the instructions.)

1 **Information Regarding Foundation Managers:**

a List any managers of the foundation who have contributed more than 2% of the total contributions received by the foundation before the close of any tax year (but only if they have contributed more than $5,000) (See section 507(d)(2))

NONE

b List any managers of the foundation who own 10% or more of the stock of a corporation (or an equally large portion of the ownership of a partnership or other entity) of which the foundation has a 10% or greater interest

NONE

2 **Information Regarding Contribution, Grant, Gift, Loan, Scholarship, etc., Programs:**

Check here ▶ ☐ if the foundation only makes contributions to preselected charitable organizations and does not accept unsolicited requests for funds If the foundation makes gifts, grants, etc (see page 28 of the instructions) to individuals or organizations under other conditions, complete items 2a, b, c, and d

a The name, address, and telephone number of the person to whom applications should be addressed

N/A

b The form in which applications should be submitted and information and materials they should include

IN WRITING

c Any submission deadlines

NONE

d Any restrictions or limitations on awards, such as by geographical areas, charitable fields, kinds of institutions, or other factors

NONE

Part XV Supplementary Information (continued)

3 Grants and Contributions Paid During the Year or Approved for Future Payment

Recipient Name and address (home or business)	If recipient is an individual, show any relationship to any foundation manager or substantial contributor	Foundation status of recipient	Purpose of grant or contribution	Amount
a *Paid during the year*				
SCHEDULE ATTACHED				3,001,381.
Total ▶ 3a				3,001,381.
b *Approved for future payment*				
Total ▶ 3b				

Part XVI-A Analysis of Income-Producing Activities

Enter gross amounts unless otherwise indicated	Unrelated business income		Excluded by section 512, 513, or 514		(e) Related or exempt function income (See page 28 of the instructions)
	(a) Business code	(b) Amount	(c) Exclusion code	(d) Amount	
1 Program service revenue					
a					
b					
c					
d					
e					
f					
g Fees and contracts from government agencies					
2 Membership dues and assessments					
3 Interest on savings and temporary cash investments			14	63,392.	
4 Dividends and interest from securities			25	2,240,426.	
5 Net rental income or (loss) from real estate					
a Debt-financed property					
b Not debt-financed property			17	549,904.	
6 Net rental income or (loss) from personal property					
7 Other investment income					
8 Gain or (loss) from sales of assets other than inventory			18	5,990,741.	
9 Net income or (loss) from special events					
10 Gross profit or (loss) from sales of inventory					
11 Other revenue a					
b SEE STATEMENT 10			01	203,248.	
c					
d					
e					
12 Subtotal Add columns (b), (d), and (e)				9,047,711.	
13 Total. Add line 12, columns (b), (d), and (e)				13	9,047,711.

(See worksheet in line 13 instructions on page 29 to verify calculations)

Part XVI-B Relationship of Activities to the Accomplishment of Exempt Purposes

Line No ▼	Explain below how each activity for which income is reported in column (e) of Part XVI-A contributed importantly to the accomplishment of the foundation's exempt purposes (other than by providing funds for such purposes) (See page 29 of the instructions)
	NOT APPLICABLE

Part XVII Information Regarding Transfers To and Transactions and Relationships With Noncharitable Exempt Organizations

			Yes	No
1	Did the organization directly or indirectly engage in any of the following with any other organization described in section 501(c) of the Code (other than section 501(c)(3) organizations) or in section 527, relating to political organizations?			
a	Transfers from the reporting foundation to a noncharitable exempt organization of			
	(1) Cash	1a(1)		X
	(2) Other assets	1a(2)		X
b	Other transactions			
	(1) Sales of assets to a noncharitable exempt organization	1b(1)		X
	(2) Purchases of assets from a noncharitable exempt organization	1b(2)		X
	(3) Rental of facilities, equipment, or other assets	1b(3)		X
	(4) Reimbursement arrangements	1b(4)		X
	(5) Loans or loan guarantees	1b(5)		X
	(6) Performance of services or membership or fundraising solicitations	1b(6)		X
c	Sharing of facilities, equipment, mailing lists, other assets, or paid employees	1c		X

d If the answer to any of the above is "Yes," complete the following schedule Column (b) should always show the fair market value of the goods, other assets, or services given by the reporting foundation If the foundation received less than fair market value in any transaction or sharing arrangement, show in column (d) the value of the goods, other assets, or services received

(a) Line no	(b) Amount involved	(c) Name of noncharitable exempt organization	(d) Description of transfers, transactions, and sharing arrangements
	N/A		N/A

2 a Is the foundation directly or indirectly affiliated with, or related to, one or more tax-exempt organizations described in section 501(c) of the Code (other than section 501(c)(3)) or in section 527? ☐ Yes ☒ No

b If "Yes," complete the following schedule

(a) Name of organization	(b) Type of organization	(c) Description of relationship

Under penalties of perjury, I declare that I have examined this return, including accompanying schedules and statements, and to the best of my knowledge and belief, it is true, correct, and complete Declaration of preparer (other than taxpayer or fiduciary) is based on all information of which preparer has any knowledge

Sign Here

Kathy Eberly — Signature of officer or trustee — 7.13.10 — Date — CFO — Title

Paid Preparer's Use Only

Preparer's signature: Carl Weinstein CPA — Date: JUL 12 2010 — Check if self-employed ☐ — Preparer's SSN or PTIN (See Signature on page 30 of the instructions) P00374726

Firm's name (or yours if self-employed), address, and ZIP code: CARL WEINSTEIN CPA, P.C.
130 SHORE ROAD SUITE 101
PORT WASHINGTON, NY 11050

EIN ▶ 20-1976866

Phone no 516- 767-1900

Schedule B (Form 990, 990-EZ, or 990-PF)
Department of the Treasury
Internal Revenue Service

Schedule of Contributors

Supplementary Information for line 1 of Form 990, 990-EZ, and 990-PF (see instructions)

OMB No 1545-0047

2007

Name of organization

MORTIMER LEVITT FOUNDATION INC.
C/O LEVITT PROPERTIES

Employer identification number

13-6204678

Organization type (check one)

Filers of:	Section:
Form 990 or 990-EZ	☐ 501(c)( ) (enter number) organization
	☐ 4947(a)(1) nonexempt charitable trust **not** treated as a private foundation
	☐ 527 political organization
Form 990-PF	☒ 501(c)(3) exempt private foundation
	☐ 4947(a)(1) nonexempt charitable trust treated as a private foundation
	☐ 501(c)(3) taxable private foundation

Check if your organization is covered by the **General Rule** or a **Special Rule.** (**Note:** *Only a section 501(c)(7), (8), or (10) organization can check boxes for both the General Rule and a Special Rule - see instructions)*

General Rule -

☒ For organizations filing Form 990, 990-EZ, or 990-PF that received, during the year, $5,000 or more (in money or property) from any one contributor (Complete Parts I and II)

Special Rules -

☐ For a section 501(c)(3) organization filing Form 990, or Form 990-EZ, that met the 33 1/3 % support test of the regulations under sections 509(a)(1)/170(b)(1)(A)(vi), and received from any one contributor, during the year, a contribution of the greater of $5,000 or 2% of the amount on line 1 of these forms (Complete Parts I and II)

☐ For a section 501(c)(7), (8), or (10) organization filing Form 990, or Form 990-EZ, that received from any one contributor, during the year, aggregate contributions or bequests of more than $1,000 for use *exclusively* for religious, charitable, scientific, literary, or educational purposes, or the prevention of cruelty to children or animals (Complete Parts I, II, and III)

☐ For a section 501(c)(7), (8), or (10) organization filing Form 990, or Form 990-EZ, that received from any one contributor, during the year, some contributions for use *exclusively* for religious, charitable, etc , purposes, but these contributions did not aggregate to more than $1,000 (If this box is checked, enter here the total contributions that were received during the year for an *exclusively* religious, charitable, etc , purpose Do not complete any of the Parts unless the **General Rule** applies to this organization because it received nonexclusively religious, charitable, etc , contributions of $5,000 or more during the year) . . . . . ► $ _____

Caution: *Organizations that are not covered by the General Rule and/or the Special Rules do not file Schedule B (Form 990, 990-EZ, or 990-PF), but they **must** check the box in the heading of their Form 990, Form 990-EZ, or on line 2 of their Form 990-PF, to certify that they do not meet the filing requirements of Schedule B (Form 990, 990-EZ, or 990-PF)*

Name of organization MORTIMER LEVITT FOUNDATION INC.
C/O LEVITT PROPERTIES

Employer identification number 13-6204678

Part I Contributors (See Specific Instructions)

(a) No.	(b) Name, address, and ZIP + 4	(c) Aggregate contributions	(d) Type of contribution
1	MORTIMER LEVITT -IRA C/O LEVITT PROPERTIES 100 QUARRY ROAD HAMBURG, NJ 07419	$ 335,403.	Person [X] Payroll [ ] Noncash [X] (Complete Part II if there is a noncash contribution)
2	FARMERS BRANCH C/O LEVITT PROPERTIES 100 QUARRY RD HAMBURG, NJ 07419	$ 15,841.	Person [X] Payroll [ ] Noncash [X] (Complete Part II if there is a noncash contribution)
		$	Person [ ] Payroll [ ] Noncash [ ] (Complete Part II if there is a noncash contribution)
		$	Person [ ] Payroll [ ] Noncash [ ] (Complete Part II if there is a noncash contribution)
		$	Person [ ] Payroll [ ] Noncash [ ] (Complete Part II if there is a noncash contribution)
		$	Person [ ] Payroll [ ] Noncash [ ] (Complete Part II if there is a noncash contribution)

Name of organization MORTIMER LEVITT FOUNDATION INC.
C/O LEVITT PROPERTIES

Employer identification number 13-6204678

Part II Noncash Property (See Specific Instructions)

(a) No. from Part I	(b) Description of noncash property given	(c) FMV (or estimate) (see instructions)	(d) Date received
1	FIDELITY GOVERNMENT INCOME FUND	$ 335,403.	12/31/2007
(a) No. from Part I	(b) Description of noncash property given	(c) FMV (or estimate) (see instructions)	(d) Date received
2	PARTNERSHIP INTEREST	$ 15,841.	07/31/2007
(a) No. from Part I	(b) Description of noncash property given	(c) FMV (or estimate) (see instructions)	(d) Date received
		$	
(a) No. from Part I	(b) Description of noncash property given	(c) FMV (or estimate) (see instructions)	(d) Date received
		$	
(a) No. from Part I	(b) Description of noncash property given	(c) FMV (or estimate) (see instructions)	(d) Date received
		$	
(a) No. from Part I	(b) Description of noncash property given	(c) FMV (or estimate) (see instructions)	(d) Date received
		$	

FORM 990PF, PART VII-A, LINE 10 - NEW SUBSTANTIAL CONTRIBUTORS

NAME AND ADDRESS	DATE	DIRECT PUBLIC SUPPORT
MORTIMER LEVITT -IRA C/O LEVITT PROPERTIES 100 QUARRY ROAD HAMBURG, NJ 07419	12/31/2007	335,403.
FARMERS BRANCH C/O LEVITT PROPERTIES 100 QUARRY RD HAMBURG, NJ 07419	07/31/2007	15,841.
TOTAL CONTRIBUTION AMOUNTS		351,244.

FORM 990-PF - PART IV
CAPITAL GAINS AND LOSSES FOR TAX ON INVESTMENT INCOME

Kind of Property		Description				P or D	Date acquired	Date sold
Gross sale price less expenses of sale	Depreciation allowed/ allowable	Cost or other basis	FMV as of 12/31/69	Adj basis as of 12/31/69	Excess of FMV over adj basis		Gain or (loss)	
		UBS-LT PROPERTY TYPE: SECURITIES				P	02/10/2004	02/15/2008
10453300.		9,887,851.					565,449.	
		UBS-ST PROPERTY TYPE: SECURITIES				P	03/05/2007	02/10/2008
7,297,684.		7,769,689.					-472,005.	
		HENDERSON PHILLIPS BLDG PROPERTY TYPE: REAL ESTATE				D	03/10/2005	01/15/2008
9,930,960.		4,033,663.					5,897,297.	
TOTAL GAIN(LOSS)							5,990,741.	

FORM 990PF, PART I - INTEREST ON TEMPORARY CASH INVESTMENTS

DESCRIPTION	REVENUE AND EXPENSES PER BOOKS	NET INVESTMENT INCOME
TAX EXEMPT INTEREST	31,727.	31,727.
INTEREST-UBS	31,665.	31,665.
TOTAL	63,392.	63,392.

FORM 990PF, PART I - DIVIDENDS AND INTEREST FROM SECURITIES

DESCRIPTION		REVENUE AND EXPENSES PER BOOKS	NET INVESTMENT INCOME
MUTUAL FUND DIVIDENDS		25,429.	25,429.
STOCK DIVIDENDS		1,350,236.	1,350,236.
GNMA & FHLMC		864,761.	864,761.
	TOTAL	2,240,426.	2,240,426.

7E7000 1 000

RENT AND ROYALTY INCOME

Taxpayer's Name	Identifying Number
MORTIMER LEVITT FOUNDATION INC.	13-6204678

DESCRIPTION OF PROPERTY

HENDERSON PHILLIPS BLDG

Yes	No	Did you actively participate in the operation of the activity during the tax year?

RENTAL INCOME		
OTHER INCOME		
RENTAL	424,291.	
TOTAL GROSS INCOME		424,291.
OTHER EXPENSES:		
INSURANCE	2,811.	
LEGAL AND OTHER PROFESSIONAL FEES	1,435.	
MANAGEMENT FEES	42,840.	
REPAIRS	2,263.	
TAXES	79,427.	
UTILITIES	11,591.	
OTHER EXPENSES	382.	
DEPRECIATION (SHOWN BELOW)	94,174.	
LESS: Beneficiary's Portion		
AMORTIZATION		
LESS: Beneficiary's Portion		
DEPLETION		
LESS. Beneficiary's Portion		
TOTAL EXPENSES		234,923.
TOTAL RENT OR ROYALTY INCOME (LOSS)		189,368.
Less Amount to		
Rent or Royalty		
Depreciation		
Depletion		
Investment Interest Expense		
Other Expenses		
Net Income (Loss) to Others		
Net Rent or Royalty Income (Loss)		189,368.
Deductible Rental Loss (if Applicable)		

SCHEDULE FOR DEPRECIATION CLAIMED

(a) Description of property	(b) Cost or unadjusted basis	(c) Date acquired	(d) ACRS des	(e) Bus %	(f) Basis for depreciation	(g) Depreciation in prior years	(h) Method	(i) Life or rate	(j) Depreciation for this year
SEE STATEMENT									
JSA Totals									94,174.

SUPPLEMENT TO RENT AND ROYALTY SCHEDULE

OTHER INCOME

RENTAL	424,291.
	424,291.

OTHER DEDUCTIONS

TELEPHONE	382.
	382.

7E7000 1 000

RENT AND ROYALTY INCOME

Taxpayer's Name	Identifying Number
MORTIMER LEVITT FOUNDATION INC.	13-6204678

DESCRIPTION OF PROPERTY

ALLTEL

☐ Yes ☐ No Did you actively participate in the operation of the activity during the tax year?

RENTAL INCOME		
OTHER INCOME		
RENTAL	573,307.	
TOTAL GROSS INCOME		573,307.
OTHER EXPENSES:		
CLEANING	23,745.	
INSURANCE	9,036.	
MANAGEMENT FEES	35,920.	
TAXES	33,514.	
UTILITIES	8,756.	
OTHER EXPENSES	129.	
DEPRECIATION (SHOWN BELOW) 84,436.		
LESS. Beneficiary's Portion		
AMORTIZATION		
LESS Beneficiary's Portion		
DEPLETION		
LESS Beneficiary's Portion		
TOTAL EXPENSES		195,536.
TOTAL RENT OR ROYALTY INCOME (LOSS)		377,771.

Less Amount to	
Rent or Royalty	
Depreciation	
Depletion	
Investment Interest Expense	
Other Expenses	
Net Income (Loss) to Others	
Net Rent or Royalty Income (Loss)	377,771.
Deductible Rental Loss (if Applicable)	

SCHEDULE FOR DEPRECIATION CLAIMED

(a) Description of property	(b) Cost or unadjusted basis	(c) Date acquired	(d) ACRS des	(e) Bus %	(f) Basis for depreciation	(g) Depreciation in prior years	(h) Method	(i) Life or rate	(j) Depreciation for this year
SEE STATEMENT									
JSA Totals									84,436.

SUPPLEMENT TO RENT AND ROYALTY SCHEDULE

OTHER INCOME

RENTAL	573,307.
	573,307.

OTHER DEDUCTIONS

POSTAGE	129.
	129.

7E7000 1.000

RENT AND ROYALTY INCOME

Taxpayer's Name	Identifying Number
MORTIMER LEVITT FOUNDATION INC.	13-6204678

DESCRIPTION OF PROPERTY

SOCIAL SECURITY BLDG

[ ] Yes [ ] No Did you actively participate in the operation of the activity during the tax year?

RENTAL INCOME		
OTHER INCOME		
RENTAL INCOME	NONE	
TOTAL GROSS INCOME		NONE
OTHER EXPENSES:		
CLEANING	1,688.	
LEGAL AND OTHER PROFESSIONAL FEES	3,851.	
MANAGEMENT FEES	5,366.	
REPAIRS	66.	
UTILITIES	550.	
OTHER EXPENSES	113.	
DEPRECIATION (SHOWN BELOW)	5,601.	
LESS: Beneficiary's Portion		
AMORTIZATION		
LESS Beneficiary's Portion		
DEPLETION		
LESS: Beneficiary's Portion		
TOTAL EXPENSES		17,235.
TOTAL RENT OR ROYALTY INCOME (LOSS)		-17,235.

Less Amount to	
Rent or Royalty	
Depreciation	
Depletion	
Investment Interest Expense	
Other Expenses	
Net Income (Loss) to Others	
Net Rent or Royalty Income (Loss)	-17,235.
Deductible Rental Loss (if Applicable)	

SCHEDULE FOR DEPRECIATION CLAIMED

(a) Description of property	(b) Cost or unadjusted basis	(c) Date acquired	(d) ACRS des	(e) Bus %	(f) Basis for depreciation	(g) Depreciation in prior years	(h) Method	(i) Life or rate	(j) Depreciation for this year
SEE STATEMENT									
JSA Totals									5,601.

SUPPLEMENT TO RENT AND ROYALTY SCHEDULE

OTHER INCOME

RENTAL INCOME	NONE
	NONE

OTHER DEDUCTIONS

TELEPHONE	87.
BANK FEE	26.
	113.

RENT AND ROYALTY SUMMARY

PROPERTY	TOTAL INCOME	DEPLETION/ DEPRECIATION	OTHER EXPENSES	ALLOWABLE NET INCOME
HENDERSON PHILLIPS B	424,291.	94,174.	140,749.	189,368.
ALLTEL	573,307.	84,436.	111,100.	377,771.
SOCIAL SECURITY BLDG	NONE	5,601.	11,634.	-17,235.
TOTALS	997,598.	184,211.	263,483.	549,904.

FORM 990PF, PART I - OTHER INCOME

DESCRIPTION		REVENUE AND EXPENSES PER BOOKS	NET INVESTMENT INCOME
PARTNERSHIP INCOME		205,391.	205,391.
UBS- MISCELLANEOUS		-2,143.	-2,143.
	TOTALS	203,248.	203,248.

FORM 990PF, PART I - LEGAL FEES

DESCRIPTION	REVENUE AND EXPENSES PER BOOKS	NET INVESTMENT INCOME	ADJUSTED NET INCOME	CHARITABLE PURPOSES
LEGAL FEES	828.	414.	NONE	414.
TOTALS	828.	414.	NONE	414.

FORM 990PF, PART I - ACCOUNTING FEES

DESCRIPTION	REVENUE AND EXPENSES PER BOOKS	NET INVESTMENT INCOME	ADJUSTED NET INCOME	CHARITABLE PURPOSES
ACCOUNTING FEES	39,723.	19,862.	NONE	19,861.
TOTALS	39,723.	19,862.	NONE	19,861.

FORM 990PF, PART I - OTHER PROFESSIONAL FEES

DESCRIPTION	REVENUE AND EXPENSES PER BOOKS	NET INVESTMENT INCOME	ADJUSTED NET INCOME	CHARITABLE PURPOSES
OTHER PROFESSIONAL FEES	33,300.	16,650.	NONE	16,650.
TOTALS	33,300.	16,650.	NONE	16,650.

FORM 990PF, PART I - TAXES

DESCRIPTION	REVENUE AND EXPENSES PER BOOKS	NET INVESTMENT INCOME	ADJUSTED NET INCOME	CHARITABLE PURPOSES
TAXES	11,450.	11,450.	NONE	NONE
TOTALS	11,450.	11,450.	NONE	NONE

FORM 990PF, PART I - OTHER EXPENSES

DESCRIPTION	REVENUE AND EXPENSES PER BOOKS	NET INVESTMENT INCOME	ADJUSTED NET INCOME	CHARITABLE PURPOSES
RENT AND ROYALTY EXPENSES	263,483.			
TELEPHONE	3,997.	1,999.	NONE	1,998.
OFFICE SUPPLIES AND POSTAGE	5,010.	2,505.	NONE	2,505.
INVESTMENT ADVISORY FEE	298,591.	298,591.	NONE	NONE
RENT AND ROYALTY EXPENSE		263,483.	NONE	NONE
DUES AND SUBSCRIPTIONS	3,987.	1,994.	NONE	1,993.
ADMINISTRATIVE EXPENSES	3,111.	1,556.	NONE	1,555.
TOTALS	578,179.	570,128.	NONE	8,051.

FORM 990PF, PART II - CORPORATE STOCK

DESCRIPTION	BEGINNING BOOK VALUE	ENDING BOOK VALUE	ENDING FMV
SEE ATTACHED STATEMENT	15,665,000.		
PREFERRED STOCK	NONE	3,812,500.	3,568,217.
NON PACE ASSETS -UBS	NONE	3,560,329.	3,058,632.
PACE ASSETS-UBS	NONE	5,085,958.	4,556,551.
MAP-4800	NONE	9,000,000.	9,394,719.
MAP-4920	NONE	1,965,000.	2,128,976.
MAP-4921	NONE	2,167,000.	1,930,308.
MAP-4922	NONE	2,167,000.	2,219,485.
TOTALS	15,665,000.	27,757,787.	26,856,888.

FORM 990PF, PART II - CORPORATE BONDS

DESCRIPTION	BEGINNING BOOK VALUE	ENDING BOOK VALUE	ENDING FMV
SEE ATTACHED STATEMENT	5,714,327.		
COUPON CORPORATE BONDS		2,398,101.	2,078,349.
TOTALS	5,714,327.	2,398,101.	2,078,349.

INVESTMENTS - LAND, BUILDINGS, EQUIPMENT

ASSET DESCRIPTION	METHOD/ CLASS	FIXED ASSET DETAIL BEGINNING BALANCE	ADDITIONS	DISPOSALS	ENDING BALANCE	ACCUMULATED DEPRECIATION DETAIL BEGINNING BALANCE	ADDITIONS	DISPOSALS	ENDING BALANCE
BUILDING	M39	3,977,359.		3,977,359.		943,355.	93,486.	1,036,841.	
WATERING WELL	M39	29,270.		29,270.		5,629.	688.	6,317.	
LAND	L	1,070,192.		1,070,192.					
BUILDING	M39	3,293,000.			3,293,000.	622,715.	84,436.		707,151.
LAND	L	586,960.			586,960.				
BUILDING	M39		2,621,200.		2,621,200.		5,601.		5,601.
LAND	L		467,246.		467,246.				
TOTALS		8,956,781.			6,968,406.	1,571,699.			712,752.

FORM 990PF, PART II - OTHER INVESTMENTS

DESCRIPTION	BEGINNING BOOK VALUE	ENDING BOOK VALUE	ENDING FMV
MUTUAL FUNDS - SEE ATTACHED	1,312,269.	3,202,871.	3,262,842.
PAINE WEBBER RMA MONEY FUND	462.	NONE	NONE
FARMERS BRANCH	-156,852.	-15,710.	-15,710.
PENN MANOR	193,242.	229,032.	229,032.
ACCRUED INTEREST RECEIVABLE	NONE		68,274.
CS BATESVILLE LLC	1,205,649.	1,120,580.	1,120,580.
FIDELITY GOVERNMENT MM	NONE	341,731.	341,731.
STRUCTURED PRODUCTS	NONE	590,000.	602,870.
TOTALS	2,554,770.	5,468,504.	5,609,619.

FORM 990PF, PART II - OTHER ASSETS

DESCRIPTION	BEGINNING BOOK VALUE	ENDING BOOK VALUE	ENDING FMV
DUE FROM MANAGING AGENT	46,054.	44,700.	44,700.
EXCHANGE	664,848.	NONE	NONE
DUE FROM TENANT	-519.	1,852.	1,852.
TOTALS	710,383.	46,552.	46,552.

FORM 990PF, PART III - OTHER INCREASES IN NET WORTH OR FUND BALANCES

DESCRIPTION	AMOUNT
CONTRIBUTION MADE- RETURNED	384.
TOTAL	384.

FORM 990PF, PART VIII - LIST OF OFFICERS, DIRECTORS, AND TRUSTEES

NAME AND ADDRESS	TITLE AND AVERAGE HOURS PER WEEK DEVOTED TO POSITION
ANNEMARIE LEVITT 10 EAST 82 ND STREET	PRESIDENT
ELIZABETH LEVITT-HIRSCH 9951 KIP DRIVE	VICE PRESIDENT
KATHY EBERLY 100 QUARRY ROAD STE 2 HAMBURG, NJ 07419	TREASURER
MALCOLM CHAIFETZ 488 MADISON AVE STE 1100 NEW YORK, NY 10022	SECY AND GEN COUNSEL
GRAND TOTALS	

FORM 990PF, PART XIII - APPLIED TO PRIOR YEAR ELECTION

KATHY EBERLY TREASURER OF THE FOUNDATION HEREBY MAKES AN ELECTION ON BEHALF OF THE FOUNDATION UNDER REG 53.4942(A)-3(D)(2) TO APPLY PART OF THE REMAINING QUALIFYING DISTRIBUTIONS TO UNDISTRIBUTED INCOME REMAINING AS FOLLOWS:

2003	196,753
2004	249,267
2005	425,021
TOTAL	871,041

SCHEDULE D (Form 1041)

Department of the Treasury
Internal Revenue Service

Capital Gains and Losses

► Attach to Form 1041, Form 5227, or Form 990-T. See the separate instructions for Form 1041 (also for Form 5227 or Form 990-T, if applicable).

OMB No 1545-0092

2007

Name of estate or trust: MORTIMER LEVITT FOUNDATION INC.
C/O LEVITT PROPERTIES

Employer identification number: 13-6204678

Note: *Form 5227 filers need to complete only Parts I and II*

Part I Short-Term Capital Gains and Losses - Assets Held One Year or Less

	(a) Description of property (Example 100 shares 7% preferred of "Z" Co)	(b) Date acquired (mo , day, yr)	(c) Date sold (mo , day, yr)	(d) Sales price	(e) Cost or other basis (see page 40 of the instructions)	(f) Gain or (loss) for the entire year Subtract (e) from (d)
1a						

b	Enter the short-term gain or (loss), if any, from Schedule D-1, line 1b	1b	-472,005.
2	Short-term capital gain or (loss) from Forms 4684, 6252, 6781, and 8824	2	
3	Net short-term gain or (loss) from partnerships, S corporations, and other estates or trusts	3	
4	Short-term capital loss carryover Enter the amount, if any, from line 9 of the 2006 Capital Loss Carryover Worksheet	4	( )
5	**Net short-term gain or (loss).** Combine lines 1a through 4 in column (f) Enter here and on line 13, column (3) on the back ►	5	-472,005.

Part II Long-Term Capital Gains and Losses - Assets Held More Than One Year

	(a) Description of property (Example 100 shares 7% preferred of "Z" Co)	(b) Date acquired (mo , day, yr)	(c) Date sold (mo , day, yr)	(d) Sales price	(e) Cost or other basis (see page 40 of the instructions)	(f) Gain or (loss) for the entire year Subtract (e) from (d)
6a						

b	Enter the long-term gain or (loss), if any, from Schedule D-1, line 6b	6b	6,462,746.
7	Long-term capital gain or (loss) from Forms 2439, 4684, 6252, 6781, and 8824	7	
8	Net long-term gain or (loss) from partnerships, S corporations, and other estates or trusts	8	
9	Capital gain distributions	9	
10	Gain from Form 4797, Part I	10	
11	Long-term capital loss carryover Enter the amount, if any, from line 14 of the 2006 Capital Loss Carryover Worksheet	11	( )
12	**Net long-term gain or (loss).** Combine lines 6a through 11 in column (f) Enter here and on line 14a, column (3) on the back ►	12	6,462,746.

Part III Summary of Parts I and II
Caution: *Read the instructions* ***before*** *completing this part.*

		(1) Beneficiaries' (see page 41)	(2) Estate's or trust's	(3) Total
13 Net short-term gain or (loss)	13			-472,005.
14 Net long-term gain or (loss):				
a Total for year	14a			6,462,746.
b Unrecaptured section 1250 gain (see line 18 of the wrksht)	14b			
c 28% rate gain	14c			
15 **Total net gain or (loss).** Combine lines 13 and 14a ▶	15			5,990,741.

Note: *If line 15, column (3), is a net gain, enter the gain on Form 1041, line 4 (or Form 990-T, Part I, line 4a) If lines 14a and 15, column (2), are net gains, go to Part V, and* ***do not*** *complete Part IV If line 15, column (3), is a net loss, complete Part IV and the* ***Capital Loss Carryover Worksheet,*** *as necessary*

Part IV Capital Loss Limitation

16 Enter here and enter as a (loss) on Form 1041, line 4 (or Form 990-T, Part I, line 4c, if a trust), the **smaller** of
a The loss on line 15, column (3) **or** b $3,000 . . . . . 16 ( )

Note: *If the loss on line 15, column (3), is more than $3,000,* ***or*** *if Form 1041, page 1, line 22 (or Form 990-T, line 34), is a loss, complete the* ***Capital Loss Carryover Worksheet*** *on page 42 of the instructions to figure your capital loss carryover*

Part V Tax Computation Using Maximum Capital Gains Rates

Form 1041 filers. Complete this part **only** if both lines 14a and 15 in column (2) are gains, or an amount is entered in Part I or Part II and there is an entry on Form 1041, line 2b(2), **and** Form 1041, line 22, is more than zero

Caution: *Skip this part and complete the worksheet on page 43 of the instructions if*

- *Either line 14b, col (2) or line 14c, col (2) is more than zero, or*
- *Both Form 1041, line 2b(1), and Form 4952, line 4g are more than zero*

Form 990-T trusts. Complete this part **only** if both lines 14a and 15 are gains, or qualified dividends are included in income in Part I of Form 990-T, **and** Form 990-T, line 34, is more than zero Skip this part and complete the worksheet on page 43 of the instructions if either line 14b, col (2) or line 14c, col (2) is more than zero

17	Enter taxable income from Form 1041, line 22 (or Form 990-T, line 34)			17		
18	Enter the **smaller** of line 14a or 15 in column (2) but not less than zero	18				
19	Enter the estate's or trust's qualified dividends from Form 1041, line 2b(2) (or enter the qualified dividends included in income in Part I of Form 990-T)	19				
20	Add lines 18 and 19	20				
21	If the estate or trust is filing Form 4952, enter the amount from line 4g, otherwise, enter -0- ▶	21				
22	Subtract line 21 from line 20 If zero or less, enter -0-			22		
23	Subtract line 22 from line 17 If zero or less, enter -0-			23		
24	Enter the **smaller** of the amount on line 17 or $2,150			24		
25	Is the amount on line 23 equal to or more than the amount on line 24? ☐ **Yes.** Skip lines 25 through 27, go to line 28 and check the "No" box ☐ **No.** Enter the amount from line 23			25		
26	Subtract line 25 from line 24			26		
27	Multiply line 26 by 5% (.05)				27	
28	Are the amounts on lines 22 and 26 the same? ☐ **Yes.** Skip lines 28 thru 31 go to line 32 ☐ **No.** Enter the **smaller** of line 17 or line 22			28		
29	Enter the amount from line 26 (If line 26 is blank, enter -0-)			29		
30	Subtract line 29 from line 28			30		
31	Multiply line 30 by 15% (.15)				31	
32	Figure the tax on the amount on line 23 Use the 2007 Tax Rate Schedule on page 27 of the instructions				32	
33	Add lines 27, 31, and 32				33	
34	Figure the tax on the amount on line 17 Use the 2007 Tax Rate Schedule on page 27 of the instructions				34	
35	**Tax on all taxable income.** Enter the **smaller** of line 33 or line 34 here and on line 1a of Schedule G, Form 1041 (or line 36 of Form 990-T)				35	

SCHEDULE D-1
(Form 1041)

Department of the Treasury
Internal Revenue Service

Continuation Sheet for Schedule D (Form 1041)

▶ See instructions for Schedule D (Form 1041).
▶ Attach to Schedule D to list additional transactions for lines 1a and 6a.

OMB No 1545-0092

2007

Name of estate or trust

MORTIMER LEVITT FOUNDATION INC.

Employer identification number

13-6204678

Part I Short-Term Capital Gains and Losses - Assets Held One Year or Less

(a) Description of property (Example 100 sh 7% preferred of "Z" Co)	(b) Date acquired (mo , day, yr)	(c) Date sold (mo , day, yr)	(d) Sales price (see page 40 of the instructions)	(e) Cost or other basis (see page 40 of the instructions)	(f) Gain or (loss) Subtract (e) from (d)
1a					
UBS-ST	03/05/2007	02/10/2008	7,297,684.	7,769,689.	-472,005.

1b. **Total.** Combine the amounts in column (f) Enter here and on Schedule D, line 1b . . . . . -472,005.

For Paperwork Reduction Act Notice, see the Instructions for Form 1041. **Schedule D-1 (Form 1041) 2007**

JSA
7F1221 4 000

Name of estate or trust as shown on Form 1041 Do not enter name and employer identification number if shown on the other side | **Employer identification number**

Part II Long-Term Capital Gains and Losses - Assets Held More Than One Year

(a) Description of property (Example 100 sh 7% preferred of "Z" Co)	(b) Date acquired (mo , day, yr)	(c) Date sold (mo , day, yr)	(d) Sales price (see page 40 of the instructions)	(e) Cost or other basis (see page 40 of the instructions)	(f) Gain or (loss) Subtract (e) from (d)
6a					
UBS-LT	02/10/2004	02/15/2008	10,453,300.	9,887,851.	565,449.
HENDERSON PHILLIPS BLDG	03/10/2005	01/15/2008	9,930,960.	4,033,663.	5,897,297.

6b. Total. Combine the amounts in column (f) Enter here and on Schedule D, line 6b . . . . . 6,462,746.

Schedule D-1 (Form 1041) 2007

JSA
7F1222 4 000

Description of Property

HENDERSON PHILLIPS BLDG

DEPRECIATION

Asset description	Date placed in service	Unadjusted Cost or basis	Bus %	179 exp reduction in basis	Basis Reduction	Basis for depreciation	Beginning Accumulated depreciation	Ending Accumulated depreciation	Method	Conv	Life	ACRS class	MACRS class	Current-year 179 expense	Current-year depreciation	
BUILDING	10/16/1997	3,977,359.	100.000			3,977,359.	943,355.		SL	MM	39.000		39		93,486.	*
WATERING WELL	08/01/1998	29,270.	100.000			29,270.	5,629.		SL	MM	39.000		39		688.	*
LAND	08/01/1998	1,070,192.	100.000													*
Less Retired Assets		5,076,821.				4,006,629.	948,984.									
Subtotals															94,174.	

Listed Property

Less Retired Assets																
Subtotals																
TOTALS															94,174.	

AMORTIZATION

Asset description	Date placed in service	Cost or basis	Accumulated amortization	Ending Accumulated amortization	Code	Life	Current-year amortization
TOTALS							

*Assets Retired

JSA
7X9024 1 000

Description of Property

ALLTEL

DEPRECIATION

Asset description	Date placed in service	Unadjusted Cost or basis	Bus %	179 exp reduction in basis	Basis Reduction	Basis for depreciation	Beginning Accumulated depreciation	Ending Accumulated depreciation	Method	Conv	Life	ACRS class	MACRS class	Current-year 179 expense	Current-year depreciation
BUILDING	12/01/1995	3,293,000.	100.000			3,293,000.	622,715.	707,151.	SL	MM	39.000		39		84,436.
LAND	12/01/1995	586,960.	100.000												
Less Retired Assets															
Subtotals		3,879,960.				3,293,000.	622,715.	707,151.							84,436.

Listed Property

Less Retired Assets															
Subtotals															
TOTALS		3,879,960.				3,293,000.	622,715.	707,151.							84,436.

AMORTIZATION

Asset description	Date placed in service	Cost or basis	Accumulated amortization	Ending Accumulated amortization	Code	Life	Current-year amortization
TOTALS							

*Assets Retired

Form **4562**

Department of the Treasury
Internal Revenue Service

Depreciation and Amortization
(Including Information on Listed Property)

▶ See separate instructions. ▶ Attach to your tax return.

OMB No 1545-0172

2007

Attachment Sequence No 67

Name(s) shown on return

MORTIMER LEVITT FOUNDATION INC.

Identifying number

13-6204678

Business or activity to which this form relates

SOCIAL SECURITY BLDG

Part I Election To Expense Certain Property Under Section 179

Note: *If you have any listed property, complete Part V before you complete Part I*

1	Maximum amount See the instructions for a higher limit for certain businesses	1	
2	Total cost of section 179 property placed in service (see instructions)	2	
3	Threshold cost of section 179 property before reduction in limitation	3	
4	Reduction in limitation Subtract line 3 from line 2 If zero or less, enter -0-	4	
5	Dollar limitation for tax year Subtract line 4 from line 1 If zero or less, enter -0- If married filing separately see instructions	5	

	(a) Description of property	(b) Cost (business use only)	(c) Elected cost
6			

7	Listed property Enter the amount from line 29	7	
8	Total elected cost of section 179 property Add amounts in column (c), lines 6 and 7	8	
9	Tentative deduction Enter the **smaller** of line 5 or line 8	9	
10	Carryover of disallowed deduction from line 13 of your 2006 Form 4562	10	
11	Business income limitation Enter the smaller of business income (not less than zero) or line 5 (see instructions)	11	
12	Section 179 expense deduction Add lines 9 and 10, but do not enter more than line 11	12	
13	Carryover of disallowed deduction to 2008 Add lines 9 and 10, less line 12 ▶	13	

Note: *Do not use Part II or Part III below for listed property Instead, use Part V*

Part II Special Depreciation Allowance and Other Depreciation (Do not include listed property) (See instructions)

14	Special allowance for qualified New York Liberty or Gulf Opportunity Zone property (other than listed property) and cellulosic biomass ethanol plant property placed in service during the tax year (see instructions)	14	
15	Property subject to section 168(f)(1) election	15	
16	Other depreciation (including ACRS)	16	

Part III MACRS Depreciation (Do not include listed property) (See instructions)

Section A

17	MACRS deductions for assets placed in service in tax years beginning before 2007	17	
18	If you are electing to group any assets placed in service during the tax year into one or more general asset accounts, check here ▶ ☐		

Section B - Assets Placed in Service During 2007 Tax Year Using the General Depreciation System

(a) Classification of property	(b) Month and year placed in service	(c) Basis for depreciation (business/investment use only - see instructions)	(d) Recovery period	(e) Convention	(f) Method	(g) Depreciation deduction
19a 3-year property	SEE DETAIL					
b 5-year property						
c 7-year property						
d 10-year property						
e 15-year property						
f 20-year property						
g 25-year property			25 yrs		S/L	
h Residential rental property			27 5 yrs	MM	S/L	
			27 5 yrs	MM	S/L	
i Nonresidential real property	01/20/2008	2,621,200.	39 yrs	MM	S/L	5,601.
				MM	S/L	

Section C - Assets Placed in Service During 2007 Tax Year Using the Alternative Depreciation System

20a Class life					S/L	
b 12-year			12 yrs		S/L	
c 40-year			40 yrs	MM	S/L	

Part IV Summary (see instructions)

21	Listed property Enter amount from line 28	21	
22	**Total** Add amounts from line 12, lines 14 through 17, lines 19 and 20 in column (g), and line 21 Enter here and on the appropriate lines of your return Partnerships and S corporations - see instr	22	5,601.
23	For assets shown above and placed in service during the current year, enter the portion of the basis attributable to section 263A costs	23	

Part V **Listed Property** (Include automobiles, certain other vehicles, cellular telephones, certain computers, and property used for entertainment, recreation, or amusement)

Note: *For any vehicle for which you are using the standard mileage rate or deducting lease expense, complete* ***only*** *24a, 24b, columns (a) through (c) of Section A, all of Section B, and Section C if applicable*

Section A - Depreciation and Other Information (Caution: *See the instructions for limits for passenger automobiles* **)**

24a Do you have evidence to support the business/investment use claimed? Yes No 24b If "Yes," is the evidence written? Yes No

(a) Type of property (list vehicles first)	(b) Date placed in service	(c) Business/ investment use percentage	(d) Cost or other basis	(e) Basis for depreciation (business/investment use only)	(f) Recovery period	(g) Method/ Convention	(h) Depreciation deduction	(i) Elected section 179 cost
25 Special allowance for qualified Gulf Opportunity Zone property placed in service during the tax year and used more than 50% in a qualified business use (see instructions)						25		
26 Property used more than 50% in a qualified business use								
		%						
		%						
		%						
27 Property used 50% or less in a qualified business use								
		%				S/L -		
		%				S/L -		
		%				S/L -		
28 Add amounts in column (h), lines 25 through 27 Enter here and on line 21, page 1						28		
29 Add amounts in column (i), line 26 Enter here and on line 7, page 1							29	

Section B - Information on Use of Vehicles

Complete this section for vehicles used by a sole proprietor, partner, or other "more than 5% owner," or related person
If you provided vehicles to your employees, first answer the questions in Section C to see if you meet an exception to completing this section for those vehicles

	(a) Vehicle 1		(b) Vehicle 2		(c) Vehicle 3		(d) Vehicle 4		(e) Vehicle 5		(f) Vehicle 6	
30 Total business/investment miles driven during the year (**do not** include commuting miles)												
31 Total commuting miles driven during the year												
32 Total other personal (noncommuting) miles driven												
33 Total miles driven during the year Add lines 30 through 32												
	Yes	**No**	**Yes**	**No**	**Yes**	**No**	**Yes**	**No**	**Yes**	**No**	**Yes**	**No**
34 Was the vehicle available for personal use during off-duty hours?												
35 Was the vehicle used primarily by a more than 5% owner or related person?												
36 Is another vehicle available for personal use?												

Section C - Questions for Employers Who Provide Vehicles for Use by Their Employees

Answer these questions to determine if you meet an exception to completing Section B for vehicles used by employees who are **not** more than 5% owners or related persons (see instructions)

	Yes	No
37 Do you maintain a written policy statement that prohibits all personal use of vehicles, including commuting, by your employees?		
38 Do you maintain a written policy statement that prohibits personal use of vehicles, except commuting, by your employees? See the instructions for vehicles used by corporate officers, directors, or 1% or more owners		
39 Do you treat all use of vehicles by employees as personal use?		
40 Do you provide more than five vehicles to your employees, obtain information from your employees about the use of the vehicles, and retain the information received?		
41 Do you meet the requirements concerning qualified automobile demonstration use? (See instructions)		
Note: *If your answer to 37, 38, 39, 40, or 41 is "Yes," do not complete Section B for the covered vehicles*		

Part VI **Amortization**

(a) Description of costs	(b) Date amortization begins	(c) Amortizable amount	(d) Code section	(e) Amortization period or percentage	(f) Amortization for this year
42 Amortization of costs that begins during your 2007 tax year (see instructions)					
43 Amortization of costs that began before your 2007 tax year				43	
44 **Total.** Add amounts in column (f) See the instructions for where to report				44	

Description of Property

SOCIAL SECURITY BLDG

DEPRECIATION

Asset description	Date placed in service	Unadjusted Cost or basis	Bus %	179 exp reduction in basis	Basis Reduction	Basis for depreciation	Beginning Accumulated depreciation	Ending Accumulated depreciation	Method	Conv	Life	ACRS class	MACRS class	Current-year 179 expense	Current-year depreciation
BUILDING	01/20/2008	2,621,200.	100.000			2,621,200.		5,601.	SL	MM			39		5,601.
LAND	01/20/2008	467,246.	100.000												
Less Retired Assets															
Subtotals		3,088,446.				2,621,200.		5,601.							5,601.

Listed Property

Less Retired Assets															
Subtotals															
TOTALS		3,088,446.				2,621,200.		5,601.							5,601.

AMORTIZATION

Asset description	Date placed in service	Cost or basis	Accumulated amortization	Ending Accumulated amortization	Code	Life	Current-year amortization
TOTALS							

*Assets Retired

JSA
7X9024 1 000

Mortimer Levitt Foundation
Annual List of Contribution
March 1, 2007 through February 28, 2008

EIN: 13-6204678
FORM 990-PF
PART XV
LINE 3a

Tra...	Date	Num	Name	Amount	Balance
Mar 1, '07 - Feb 28, 08					
4233	3/1/2007	2482	Friends of the Levitt Pavilion Pasadena	500 00	500 00
4236	3/8/2007	2486	Friends of the Levitt Pavilion Memphis	1,065 00	1,565 00
4238	3/15/2007	2488	The Big Apple Circus	1,000 00	2,565 00
4240	3/15/2007	2490	Metropolitan Opera	25,000 00	27,565 00
4241	3/15/2007	2491	Metropolitan Opera	1,000 00	28,565 00
4242	3/15/2007	2492	Seeds of Peace	250 00	28,815 00
4243	3/16/2007	2493	Otis Fund for Scholarships	1,500 00	30,315 00
4244	3/16/2007	2494	Avon Walk for Breast Cancer	500 00	30,815 00
4246	3/22/2007	2495	Bard College	20,000 00	50,815 00
4248	3/22/2007	2497	Colleagues	125 00	50,940 00
4250	3/22/2007	2499	Humane Farming Association	100 00	51,040 00
4251	3/22/2007	2500	Pasadena Arts Council	250 00	51,290 00
4252	3/29/2007	2501	Friends of the Levitt Pavilion Pasadena	56,000 00	107,290 00
4253	3/29/2007	2502	MS Society	200 00	107,490 00
4254	3/29/2007	2503	National Partnership for Women and	200 00	107,690 00
4255	3/29/2007	2504	Weingart Center Association	100 00	107,790 00
4258	4/5/2007	2506	Los Angeles Master Chorale	5,000 00	112,790 00
4259	4/5/2007	2507	Liberty Hill Foundation	1,000 00	113,790 00
4260	4/5/2007	2508	Preservation League of New York State	100 00	113,890 00
4261	4/5/2007	2509	Collegiate Chorale	1,000 00	114,890 00
4262	4/5/2007	2510	Westport Art Center	5,000 00	119,890 00
4263	4/5/2007	2511	Laguna Dance Festival	100 00	119,990 00
4264	4/5/2007	2512	Special Olympics	100 00	120,090 00
4265	4/12/2007	2513	International Print Center Of NY	250 00	120,340 00
4266	4/12/2007	2514	Interschool Orchestra Of NY	100 00	120,440 00
4267	4/12/2007	2515	NY Landmarks Conservancy	50 00	120,490 00
4268	4/12/2007	2516	Friends of the Levitt Pavilion McArthur	250,000 00	370,490 00
4272	4/13/2007	2519	Venice Family Clinic	100 00	370,590 00
4273	4/13/2007	2520	World Hunger Year	100 00	370,690 00
4275	4/19/2007	2521	Music Center	2,000 00	372,690 00
4276	4/19/2007	2522	New York City Opera	10,000 00	382,690 00
4277	4/19/2007	2523	The Orchestra Of St Luke	500 00	383,190 00
4278	4/19/2007	2524	People Assisting The Homeless	100 00	383,290 00
4280	4/19/2007	2526	US Holocaust Memorial Museum	100 00	383,390 00
4281	4/26/2007	2527	Dance Camera West	7,500 00	390,890 00
4282	4/26/2007	2528	The Drama League	250 00	391,140 00
4283	4/26/2007	2529	Hollywood Arts	5,000 00	396,140 00
4284	4/26/2007	2530	National Foundation For Cancer Research	150 00	396,290 00
4285	4/26/2007	2531	NRDC	150 00	396,440 00
4286	4/26/2007	2532	New York Cares	50 00	396,490 00
4288	4/26/2007	2534	Joyce Theater Foundation	500 00	396,990 00
4289	4/26/2007	2535	Phoenix House Public Service Award	1,000 00	397,990 00
4290	5/3/2007	2536	Annemarie Levitt	466 00	398,456 00
4291	5/3/2007	2537	Gabriella Axelrad Education Foundation	10,000 00	408,456 00
4292	5/3/2007	2538	The Joffrey Ballet	0 00	408,456 00
4293	5/3/2007	2539	Leukemia and Lymphoma Society	100 00	408,556 00
4294	5/3/2007	2540	LWVNYC	0 00	408,556 00
4295	5/3/2007	2541	Music Center	14,000 00	422,556 00
4296	5/3/2007	2542	NAMI Walks	250 00	422,806 00
4297	5/3/2007	2543	New 42nd Street Theater	1,500 00	424,306 00
4299	5/10/2007	2544	American Museum Of Natural History Patron	3,385 00	427,691 00
4300	5/10/2007	2545	City Meals on Wheels	100 00	427,791 00
4301	5/10/2007	2546	Doe Fund	75 00	427,866 00
4302	5/10/2007	2547	Friends of the Robinson Gardens	800 00	428,666 00
4303	5/10/2007	2548	The Fund For Park Ave, Inc	500 00	429,166 00
4304	5/11/2007	2549	The Joffrey Ballet	1,000 00	430,166 00
4305	5/16/2007		A Levitt	-600 00	429,566 00
4306	5/17/2007	2550	Aids Walk New York	100 00	429,666 00
4307	5/17/2007	2551	American Symphony Orchestra	1,000 00	430,666 00
4308	5/17/2007	2552	Armory Center for the Arts	200 00	430,866 00
4309	5/17/2007	2553	Aviva Family and Childrens Service	1,000 00	431,866 00
4310	5/17/2007	2554	Friends of the Levitt Pavilion Pasadena	100 00	431,966 00
4311	5/17/2007	2555	Kidsave	1,600 00	433,566 00
4312	5/17/2007	2556	Metropolitan Opera	15,000 00	448,566 00
4313	5/17/2007	2557	NY Foundation For The Arts	10,000 00	458,566 00
4314	5/17/2007	2558	Pasadena Arts Council	200 00	458,766 00
4315	5/17/2007	2559	Porrath Foundation For Cancer Patient Adv	1,500 00	460,266 00

Mortimer Levitt Foundation
Annual List of Contribution
March 1, 2007 through February 28, 2008

EIN: 13-6204678
FORM 990-PF
PART XV
LINE 3a

Tra...	Date	Num	Name	Amount	Balance
4316	5/17/2007	2560	Richard L Rosenthal Hospice Residency	250 00	460,516 00
4317	5/17/2007	2561	Collegiate Chorale	10,000 00	470,516 00
4318	5/24/2007	2562	Anti Defamation League	700 00	471,216 00
4319	5/24/2007	2563	HBS Fund	1,000 00	472,216 00
4320	5/29/2007	2564	Marymount College Writing Center	7,500 00	479,716 00
4321	5/31/2007	2565	Los Angeles Mission	0 00	479,716 00
4322	5/31/2007	2566	Los Angeles Mission	200 00	479,916 00
4323	6/1/2007	2567	Pasadena Senior Center	500 00	480,416 00
4324	6/1/2007	2568	Scripps College	1,000 00	481,416 00
4325	6/1/2007	2569	Toscano Family Fund	250 00	481,666 00
4326	6/7/2007	2570	Humane Farming Association	100 00	481,766 00
4327	6/7/2007	2571	Music Center	800 00	482,566 00
4328	6/13/2007	2098	Headcount	975 00	483,541 00
4329	6/14/2007	2572	Chess in the Schools	250 00	483,791 00
4330	6/14/2007	2573	Cystic Fibrosis Foundation	100.00	483,891 00
4331	6/14/2007	2574	Friends of the Levitt Pavilion McArthur	100,000 00	583,891 00
4332	6/14/2007	2575	Hole in the Wall Gang Camp	100 00	583,991 00
4333	6/14/2007	2576	Merchant's House Museum	75 00	584,066 00
4334	6/14/2007	2577	Museum of Arts and Design	100 00	584,166 00
4335	6/14/2007	2578	Museum of Modern Art	200 00	584,366 00
4336	6/14/2007	2579	New York City Opera	10,000 00	594,366 00
4337	6/14/2007	2580	PCI Media Impact	250 00	594,616 00
4338	6/14/2007	2581	Friends of the Levitt Pavilion Pasadena	1,700 00	596,316 00
4339	6/14/2007	2582	Kidsave	3,600 00	599,916 00
4340	6/15/2007	2583	Community Partners fbo CDI	100 00	600,016 00
4341	6/15/2007	2584	Tree People	150 00	600,166 00
4343	6/22/2007	2586	San Diego Foundation - Friends Of La Puer	0 00	600,166 00
4345	7/5/2007	2587	San Diego Foundation - Friends Of La Puer	0 00	600,166 00
4346	7/5/2007	2588	San Diego Foundation - Friends Of La Puer	5,800 00	605,966 00
4347	7/6/2007	2589	Career Transition for Dancers	500 00	606,466 00
4353	7/19/2007	V2441	Los Angeles Chamber Orchestra	-1,500 00	604,966 00
4354	7/19/2007	2595	Seventh Regiment Armory Conservancy	1,000 00	605,966 00
4355	7/19/2007	2596	Doctors Without Borders	100 00	606,066 00
4356	7/19/2007	2597	Friends Of The Levitt Pavilion (Westport)	10,000 00	616,066 00
4357	7/19/2007	2598	Friends of the Levitt Pavilion McArthur	50,000 00	666,066 00
4358	7/19/2007	2599	Metropolitan Opera	32,500 00	698,566 00
4359	7/19/2007	2600	National Foundation For Cancer Research	200 00	698,766 00
4360	7/19/2007	2601	New York Pops	100 00	698,866 00
4361	7/19/2007	2602	Pacific Asia Museum	500 00	699,366 00
4365	8/2/2007	2605	Colonial Williamsburg Foundation	100 00	699,466 00
4366	8/2/2007	2606	Connecticut Alliance for Music	2,500 00	701,966 00
4367	8/2/2007	2607	NY Landmarks Conservancy	15,000 00	716,966 00
4368	8/2/2007	2608	New Victory Theater Education Program	10,000 00	726,966 00
4369	8/2/2007	2609	World Wildlife Fund	100 00	727,066 00
4370	8/2/2007	2610	Young Audiences	5,000 00	732,066 00
4374	8/9/2007	2612	The Big Apple Circus	5,000 00	737,066 00
4375	8/9/2007	2613	Crown City Theater Company	5,000 00	742,066 00
4376	8/9/2007	2614	Friends of the Upper East Side Historic	5,000 00	747,066 00
4377	8/9/2007	2615	KCRW/Santa Monica College	750 00	747,816 00
4378	8/9/2007	2616	Norwalk Hospital Foundation	250 00	748,066 00
4379	8/9/2007	2617	New York Philharmonic	200 00	748,266 00
4380	8/9/2007	2618	Whitney Museum of American Art	100 00	748,366 00
4381	8/9/2007	2619	Womens Guild	250 00	748,616 00
4382	8/10/2007	2620	Urban Tech	1,000 00	749,616 00
1461	8/16/2007	1529	American Express	150 00	749,766 00
4383	8/16/2007	2621	Friends Of The Center For Senior Activiti	16,000 00	765,766 00
4384	8/16/2007	2622	National Trust	150 00	765,916 00
4385	8/16/2007	2623	Special Olympics	125 00	766,041 00
4387	8/17/2007	2624	Friends of the Levitt Pavilion Pasadena	2,000 00	768,041 00
4388	8/23/2007	2625	American Associates Ben Gurion University	1,250 00	769,291 00
4389	8/23/2007	2626	Bard College Conservatory Of Music	15,000 00	784,291 00
4390	8/23/2007	2627	Break the Cycle	200 00	784,491 00
4391	8/23/2007	2628	Friends Of The Chinese American Museum	200 00	784,691 00
4392	8/23/2007	2629	Phi Beta Kappa Society	125 00	784,816 00
4393	8/23/2007	2630	Stella Adler Studio	150 00	784,966 00
4394	8/23/2007	2631	White Memorial Medical Center Charitable	1,000 00	785,966 00
4395	8/30/2007		A Levitt	-2,635 00	783,331 00
4396	8/30/2007	2632	Care	75 00	783,406 00

Mortimer Levitt Foundation
Annual List of Contribution
March 1, 2007 through February 28, 2008

Tra...	Date	Num	Name	Amount	Balance
4397	8/30/2007	2633	Museum Of The City Of NY	250 00	783,656 00
4398	9/6/2007	2634	Alzheimer's Association Of America	100 00	783,756 00
4399	9/6/2007	2635	Los Angeles Mission	100 00	783,856 00
4400	9/7/2007	2636	Ryman Arts	200 00	784,056 00
4401	9/13/2007	2637	Third Street Music School Settlement	0 00	784,056 00
4402	9/13/2007	2638	Breast Cancer Research Foundation	5,000 00	789,056 00
4403	9/13/2007	2639	Civitas	100 00	789,156 00
4404	9/13/2007	2640	Doctors Without Borders	100 00	789,256 00
4405	9/13/2007	2641	Friends of the Levitt Pavilion Pasadena	25,000 00	814,256 00
4406	9/13/2007	2642	Hollywood Arts	10,000 00	824,256 00
4407	9/13/2007	2643	Los Angeles Master Chorale	2,700 00	826,956 00
4408	9/13/2007	2644	National Partnership for Women and	100 00	827,056 00
4409	9/13/2007	2645	NRDC	175 00	827,231 00
4410	9/13/2007	2646	NY Weill Cornell Medical Center	100 00	827,331 00
4411	9/13/2007	2647	Pasadena Arts Council	100 00	827,431 00
4412	9/13/2007	2648	Preservation League of New York State	150 00	827,581 00
4413	9/13/2007	2649	Collegiate Chorale	5,000 00	832,581 00
4414	9/13/2007	2650	Tree People	250 00	832,831 00
4415	9/13/2007	2651	WJA Federation Of New York	3,500 00	836,331 00
4416	9/13/2007	2652	Years in the Making	1,500 00	837,831 00
4417	9/13/2007	2653	Friends of the Levitt Pavilion Pasadena	500 00	838,331 00
4419	9/20/2007	2654	Alzheimer's Association Of America	150 00	838,481 00
4421	9/20/2007	2656	City Harvest	83 00	838,564 00
4422	9/20/2007	2657	Cystic Fibrosis Foundation	100 00	838,664 00
4423	9/20/2007	2658	Historic House Trust of New York City	125 00	838,789 00
4424	9/20/2007	2659	Mothers Against Drunk Driving	150 00	838,939 00
4425	9/20/2007	2660	National Audubon Society	100 00	839,039 00
4426	9/20/2007	2661	NY Landmarks Conservancy	10,000 00	849,039 00
4427	9/20/2007	2662	Bard College	13,750 00	862,789 00
4429	9/26/2007	2664	Library Foundation of Los Angeles	5,000 00	867,789 00
4430	9/26/2007	2665	Our House	1,500 00	869,289 00
4431	9/26/2007	2666	Heart Of Los Angeles	5,000 00	874,289 00
4432	9/27/2007	2667	Third Street Music School Settlement	6,600 00	880,889 00
4433	9/27/2007	2668	New York City Opera	300 00	881,189 00
4434	9/27/2007	2669	Young Concert Artists	200 00	881,389 00
4436	10/4/2007	2670	Bard College	3,750 00	885,139 00
4437	10/4/2007	2671	Demolay Leaders Of NJ	5,000 00	890,139 00
4438	10/4/2007	2672	Foundation For International Community As	75 00	890,214 00
4439	10/4/2007	2673	Heart Of Los Angeles	0 00	890,214 00
4440	10/4/2007	2674	Inland Pacific Ballet	100 00	890,314 00
4441	10/4/2007	2675	Los Angeles Chamber Orchestra	1,500 00	891,814 00
4442	10/4/2007	2676	Metropolitan Museum of Art	11,229 00	903,043 00
4443	10/4/2007	2677	Music Center	500 00	903,543 00
4444	10/4/2007	2678	Public Counsel	200 00	903,743 00
4445	10/4/2007	2679	Rape Foundation	700 00	904,443 00
4446	10/4/2007	2680	US Holocaust Memorial Museum	50 00	904,493 00
4447	10/4/2007	2681	World Wildlife Fund	150 00	904,643 00
4450	10/12/2007	2683	Armory	250 00	904,893 00
4451	10/12/2007	2684	Friends of the Levitt Pavilion McArthur	15,000 00	919,893 00
4452	10/12/2007	2685	UCLA	1,000 00	920,893 00
4453	10/18/2007	2686	Animal Welfare Trust Fund	100 00	920,993 00
4454	10/18/2007	2687	Care	100 00	921,093 00
4455	10/18/2007	2688	Chamber Music Society of Lincoln Center	600 00	921,693 00
4456	10/18/2007	2689	Common Cause Education Fund	250 00	921,943 00
4457	10/18/2007	2690	Disabled Veterans' LMF	50 00	921,993 00
4458	10/18/2007	2691	Learning Leaders	200 00	922,193 00
4459	10/18/2007	2692	Mono Lake Committee	100 00	922,293 00
4460	10/18/2007	2693	Municipal Art Society	500 00	922,793 00
4461	10/18/2007	2694	Fund for Park Avenue	1,000 00	923,793 00
4462	10/18/2007	2695	Marymount College Writing Center	10,000 00	933,793 00
4463	10/19/2007	2696	Founding Associates Of JDFAF	0 00	933,793 00
4464	10/19/2007	2697	National Wildlife Foundation	0 00	933,793 00
4465	10/25/2007	2698	Doctors Without Borders	100 00	933,893 00
4466	10/25/2007	2699	Earthplace	500 00	934,393 00
4467	10/25/2007	2700	Friends of the Levitt Pavilion McArthur	1,825 00	936,218 00
4468	10/25/2007	2701	Humane Farming Association	250 00	936,468 00
4469	10/25/2007	2702	Human Rights Watch	300 00	936,768 00
4470	10/25/2007	2703	Los Angeles Free Clinic	300 00	937,068 00

Mortimer Levitt Foundation
Annual List of Contribution
March 1, 2007 through February 28, 2008

EIN 13-6204678
FORM 990-PF
PART XV
LINE 3a

Tra...	Date	Num	Name	Amount	Balance
4471	10/25/2007	2704	Los Angeles Regional Food Bank	150 00	937,218 00
4472	10/25/2007	2705	Leukemia and Lymphoma Society	100 00	937,318 00
4473	10/25/2007	2706	Salzburg Weill Cornell Seminars	500 00	937,818 00
4474	10/25/2007	2707	Town School	1,000 00	938,818 00
4475	10/26/2007	2708	LA Times Family Fund/KTLA Charities Fire	500 00	939,318 00
4476	11/1/2007	2709	The Big Apple Circus	2,000 00	941,318 00
4477	11/1/2007	2710	CA Community Foundation Southern CA	5,000 00	946,318 00
4478	11/1/2007	2711	Eldridge Street Project	250 00	946,568 00
4479	11/1/2007	2712	Legal Aid Foundation Of Los Angeles	1,000 00	947,568 00
4480	11/1/2007	2713	San Diego Foundation	5,000 00	952,568 00
4481	11/1/2007	2714	Susan G Komen Breast Cancer Foundation	250 00	952,818 00
4482	11/8/2007	2715	American Symphony Orchestra	500 00	953,318 00
4483	11/8/2007	2716	Metropolitan Opera	1,500 00	954,818 00
4484	11/8/2007	2717	Municipal Art Society	125 00	954,943 00
4485	11/8/2007	2718	New 42nd Street Theater	2,000 00	956,943 00
4486	11/15/2007	2719	Chess in the Schools	500 00	957,443 00
4487	11/15/2007	2720	Westport Public Library	250 00	957,693 00
4488	11/15/2007	2721	Young Concert Artists	25,000 00	982,693 00
4489	11/29/2007	2722	Aids Service Center	200 00	982,893 00
4490	11/29/2007	2723	**VOID**	0 00	982,893 00
4491	11/29/2007	2724	Andrea Lang Fund	100 00	982,993 00
4492	11/29/2007	2725	Beyond Shelter	500 00	983,493 00
4493	11/29/2007	2726	Black Box Voting	100 00	983,593 00
4494	11/29/2007	2727	Camphill Village	300 00	983,893 00
4495	11/29/2007	2728	Center Field For Youth	5,000 00	988,893 00
4496	11/29/2007	2729	Childrens Bureau The Angelic Auxiliary	500 00	989,393 00
4497	11/29/2007	2730	City Harvest	100 00	989,493 00
4498	11/29/2007	2731	Dance Camera West	7,500 00	996,993 00
4499	11/29/2007	2732	Family Intervention Services	2,000 00	998,993 00
4500	11/29/2007	2733	Feminist Majority Foundation	300 00	999,293 00
4501	11/29/2007	2734	Friends of the Levitt Pavilion McArthur	1,500 00	1,000,793 00
4502	11/29/2007	2735	Friends of the Upper East Side Historic	500 00	1,001,293 00
4503	11/29/2007	2736	Harvest House	2,000 00	1,003,293 00
4504	11/29/2007	2737	Hollywood Arts	20,000 00	1,023,293 00
4505	11/29/2007	2738	KPCC	10,000 00	1,033,293 00
4506	11/29/2007	2739	Metropolitan Opera	25,000 00	1,058,293 00
4507	11/29/2007	2740	Music Center	10,000 00	1,068,293 00
4508	11/29/2007	2741	National Osteoporosis Foundation	100 00	1,068,393 00
4509	11/29/2007	2742	Nature Conservancy	100 00	1,068,493 00
4510	11/29/2007	2743	New Ballet Ensemble School	5,000 00	1,073,493 00
4511	11/29/2007	2744	Pasadena Senior Center	200 00	1,073,693 00
4512	11/29/2007	2745	Planned Parenthood Los Angeles	200 00	1,073,893 00
4513	11/29/2007	2746	Project Self Sufficiency	2,000 00	1,075,893 00
4514	11/29/2007	2747	Samaritan Inn	1,000 00	1,076,893 00
4515	11/29/2007	2748	Sussex County Association Of Retarded Xit	1,500 00	1,078,393 00
4518	11/30/2007	2751	Veterans Park Conservancy	200 00	1,078,593 00
4520	12/7/2007	2752	AASR Valley Central	1,500 00	1,080,093 00
4521	12/7/2007	2753	Fifty-Fifty Leadership	250 00	1,080,343 00
4522	12/7/2007	2754	The Joffrey Ballet	250 00	1,080,593 00
4523	12/7/2007	2755	Zonta Club Of Pasadena Foundation	250 00	1,080,843 00
4524	12/14/2007	2756	Amanda Foundation	100 00	1,080,943 00
4525	12/14/2007	2757	Armory Center for the Arts	1,000 00	1,081,943 00
4526	12/14/2007	2758	California Dance Institute	500 00	1,082,443 00
4527	12/14/2007	2759	Children of the Night	200 00	1,082,643 00
4528	12/14/2007	2760	Dance Camera West	2,500 00	1,085,143 00
4529	12/14/2007	2761	Historic House Trust	100 00	1,085,243 00
4530	12/14/2007	2762	Historic District Council	100 00	1,085,343 00
4531	12/14/2007	2763	Legal Momentum Advancing Womens Rig	250 00	1,085,593 00
4532	12/14/2007	2764	Marymount College Writing Center	2,500 00	1,088,093 00
4533	12/14/2007	2765	National Partnership for Women and	100 00	1,088,193 00
4534	12/14/2007	2766	Pomona College	500 00	1,088,693 00
4535	12/14/2007	2767	Share Inc	100 00	1,088,793 00
4536	12/14/2007	2768	Trees of New York	200 00	1,088,993 00
4538	12/14/2007	2770	Arthritis Foundation	250 00	1,089,243 00
4539	12/14/2007	2771	Los Angeles Mission	100 00	1,089,343 00
4540	12/14/2007	2773	Weingart Center Association	150 00	1,089,493 00
4542	12/20/2007	2774	Annemarie Levitt	60 00	1,089,553 00
4543	12/20/2007	2775	American Himalayan Foundation	250 00	1,089,803 00

Mortimer Levitt Foundation
Annual List of Contribution
March 1, 2007 through February 28, 2008

Tra...	Date	Num	Name	Amount	Balance
4544	12/20/2007	2776	Community Health Alliance Of Pasadena	250 00	1,090,053 00
4545	12/20/2007	2777	Friends of the Levitt Pavilion Pasadena	51,000 00	1,141,053 00
4546	12/20/2007	2778	Grace Center	250 00	1,141,303 00
4547	12/20/2007	2779	Humane Farming Association	200 00	1,141,503 00
4548	12/20/2007	2780	Mammoth Lakes Friends Of The Library	200 00	1,141,703 00
4549	12/20/2007	2781	Pacific Asia Museum	150 00	1,141,853 00
4551	12/21/2007	2782	California Dance Institute	200 00	1,142,053 00
4552	12/21/2007	2783	Hollywood Arts	5,000 00	1,147,053 00
4553	12/21/2007	2784	Program for Torture Victims	100 00	1,147,153 00
4554	1/2/2008	2772	Friends of the Levitt Pavilion McArthur	100,000 00	1,247,153 00
4555	1/3/2008	2785	NY Landmarks Preservation Foundation	250 00	1,247,403 00
4556	1/3/2008	2786	New York Pops	250 00	1,247,653 00
4557	1/3/2008	2787	Phoenix House	20,000 00	1,267,653 00
4558	1/3/2008	2788	Westport Weston United Way	500 00	1,268,153 00
4563	1/10/2008	2789	Breast Cancer Research Foundation	5,000 00	1,273,153 00
4564	1/10/2008	2790	Friends Of The Levitt Pavilion (Westport)	500 00	1,273,653 00
4565	1/10/2008	2791	Friends of the Levitt Pavilion Memphis	300,000 00	1,573,653 00
4566	1/10/2008	2792	Interschool Orchestra Of NY	200 00	1,573,853 00
4567	1/10/2008	2793	Lincoln Center Theater	500 00	1,574,353 00
4568	1/10/2008	2794	Mothers Against Drunk Driving	150 00	1,574,503 00
4569	1/10/2008	2795	New York City Opera	1,000 00	1,575,503 00
4570	1/10/2008	2796	Nightingale Bamford School	1,000 00	1,576,503 00
4571	1/10/2008	2797	Nomad Foundation	200 00	1,576,703 00
4572	1/10/2008	2798	The NY Times Neediest Cases Fund	500 00	1,577,203 00
4573	1/10/2008	2799	Planned Parenthood Los Angeles	225 00	1,577,428 00
4574	1/10/2008	2800	Preservation Research Center Of New Orlea	300 00	1,577,728 00
4575	1/10/2008	2801	The Gateway School	2,500 00	1,580,228 00
4576	1/15/2008	2585	NY Landmarks Preservation Foundation	250 00	1,580,478 00
4577	1/16/2008	2802	Fifty-Fifty Leadership	1,000 00	1,581,478 00
4578	1/17/2008	2803	Ballroom Madness	2,500 00	1,583,978 00
4579	1/17/2008	2804	Friends of the Levitt Pavilion Arlington	1,327 80	1,585,305 80
4583	1/24/2008	2808	Bard College	20,000 00	1,605,305 80
4584	1/24/2008	2809	Best Buddies	100 00	1,605,405 80
4585	1/24/2008	2810	Center Dance Arts	20,000 00	1,625,405 80
4586	1/24/2008	2811	Childrens Burn Foundation	300 00	1,625,705 80
4587	1/24/2008	2812	Civitas	200 00	1,625,905 80
4588	1/24/2008	2813	The Drama League	125 00	1,626,030 80
4590	1/24/2008	2815	Friends of the Levitt Pavilion Arlington	250,000 00	1,876,030 80
4591	1/24/2008	2816	Grantmakers in the Arts	1,750 00	1,877,780 80
4592	1/24/2008	2817	Hollywood Arts	10,000 00	1,887,780 80
4593	1/24/2008	2818	KPCC	50,000 00	1,937,780 80
4594	1/24/2008	2819	Los Angeles Philharmonic Association	15,000 00	1,952,780 80
4595	1/24/2008	2820	Lung Cancer Foundation of America	1,000 00	1,953,780 80
4596	1/24/2008	2821	Nature Conservancy	110 00	1,953,890 80
4597	1/24/2008	2822	New Ballet Ensemble School	5,000 00	1,958,890 80
4598	1/24/2008	2823	The School For Children With Hidden Intel	15,000 00	1,973,890 80
4599	1/24/2008	2824	Sts Archangels Romanian Orthodox Church	1,000 00	1,974,890 80
4662	1/31/2008	2826	Doctors Without Borders	100 00	1,974,990 80
4663	1/31/2008	2827	Friends of the Levitt Pavilion Memphis	4,767 00	1,979,757 80
4664	1/31/2008	2828	Museum of Arts and Design	1,500 00	1,981,257 80
4665	1/31/2008	2829	Museum of Modern Art	1,500 00	1,982,757 80
4666	1/31/2008	2830	WNYC Radio	90 00	1,982,847 80
4667	1/31/2008	2831	Grand Performances	2,500 00	1,985,347 80
4683	2/7/2008	020	Friends of the Levitt Pavilion Pasadena	2,819 00	1,988,166 80
4684	2/7/2008	020.	Bard College Conservatory Of Music	3,000 00	1,991,166 80
4685	2/7/2008	020	Marymount College Writing Center	10,000 00	2,001,166 80
4686	2/7/2008	020.	Lawrence Music Department	7,500 00	2,008,666 80
4687	2/7/2008	020.	City Harvest	100 00	2,008,766 80
4688	2/7/2008	020	Yad Vashem	200 00	2,008,966 80
4689	2/7/2008	020	Care	150 00	2,009,116 80
4690	2/7/2008	020	League of Women Voters Foundation	200 00	2,009,316 80
4700	2/8/2008	020	Friends of the Levitt Pavilion Memphis	100,000 00	2,109,316 80
4701	2/8/2008	020	Friends of the Levitt Pavilion Pasadena	50,000 00	2,159,316 80
4702	2/8/2008	020	Friends of the Levitt Pavilion McArthur	25,000 00	2,184,316 80
4703	2/8/2008	020	Music Center	25,000 00	2,209,316 80
4704	2/8/2008	020.	SALEF	15,000 00	2,224,316 80
4705	2/8/2008	020.	Scripps College	15,000 00	2,239,316 80
4706	2/8/2008	020.	New Ballet Ensemble School	10,000 00	2,249,316 80

11:39 AM
Jun 9, 2010
Accrual Basis

Mortimer Levitt Foundation
Annual List of Contribution
March 1, 2007 through February 28, 2008

EIN. 13-6204678
FORM 990-PF
PART XV
LINE 3a

Tra...	Date	Num	Name	Amount	Balance
4707	2/8/2008	020	KPCC	50,000 00	2,299,316 80
4708	2/8/2008	020	Gabriella Axelrad Education Foundation	10,000 00	2,309,316 80
4709	2/8/2008	020	HOLA	10,000 00	2,319,316 80
4710	2/8/2008	020	Dance Camera West	25,000 00	2,344,316 80
4711	2/8/2008	020	Pasadena Arts Council	1,000 00	2,345,316 80
4712	2/8/2008	020	Friends of the Levitt Pavilion Arlington	300,000 00	2,645,316 80
4727	2/14/2008	021	Los Angeles Mission	500 00	2,645,816 80
4728	2/14/2008	021	Friends of the Levitt Pavilion Pasadena	6,827 28	2,652,644 08
4729	2/14/2008	021	Friends of the Levitt Pavilion Pasadena	2,720 00	2,655,364 08
4730	2/14/2008	021	Bowers Museum	10,000 00	2,665,364 08
4731	2/14/2008	021	Hollywood Arts	65,000 00	2,730,364 08
4732	2/14/2008	021	JUICE	7,500 00	2,737,864 08
4733	2/14/2008	021	Homies Undios	7,500 00	2,745,364 08
4734	2/14/2008	021	Y E S S S	7,500 00	2,752,864 08
4735	2/14/2008	021	Bard College	40,000 00	2,792,864 08
4736	2/14/2008	021	Young Concert Artists	34,282 00	2,827,146 08
4737	2/14/2008	021	Friends of the Upper East Side Historic	5,000 00	2,832,146 08
4738	2/14/2008	021	Lawrence Music Department	2,000 00	2,834,146 08
4739	2/14/2008	021	Zev's Fund	1,000 00	2,835,146 08
4740	2/14/2008	021	Theater for the New City	1,000 00	2,836,146 08
4741	2/14/2008	021	Music for Youth Inc	3,000 00	2,839,146 08
4742	2/14/2008	021	City Garden Club	450 00	2,839,596 08
4743	2/14/2008	021	Doe Fund	100 00	2,839,696 08
4744	2/14/2008	021	New Victory Theater Education Program	5,000 00	2,844,696 08
4763	2/15/2008	021	Community Partners fbo CDI	30,000 00	2,874,696 08
4764	2/15/2008	021	Sonance House Ear Institute	2,000 00	2,876,696 08
4776	2/19/2008	021	YMCA Strong Kids Campaign	2,500 00	2,879,196 08
4780	2/21/2008	022	Young Concert Artists	38,000 00	2,917,196 08
4782	2/21/2008	022	New York Landmarks Conservancy	10,000 00	2,927,196 08
4784	2/21/2008	022	Marymount College Writing Center	12,000 00	2,939,196 08
4785	2/21/2008	022	Bard College	20,000 00	2,959,196 08
4786	2/21/2008	022	Film Society of Lincoln Center	1,000 00	2,960,196 08
4787	2/21/2008	022	Lincoln Center for the Performing Arts	10,000 00	2,970,196 08
4788	2/21/2008	022	American Museum of Natural History	3,885 00	2,974,081 08
4789	2/21/2008	021	Aviva Family and Childrens Service	1,000 00	2,975,081 08
4781	2/25/2008	022	New York City Opera	10,000 00	2,985,081 08
4783	2/25/2008	022	Eldridge Street Project	2,000 00	2,987,081 08
4811	2/25/2008	022	Collegiate Chorale	10,000 00	2,997,081 08
4812	2/25/2008	022	Joyce Theater Foundation	3,000 00	3,000,081 08
4813	2/25/2008	022	UNA - USA	100 00	3,000,181 08
4814	2/25/2008	022	Planned Parenthood	200 00	3,000,381 08
4815	2/25/2008	022	Champions of Choice	500 00	3,000,881 08
4816	2/25/2008	022	Landmark West	500 00	3,001,381 08
4825	2/26/2008	7206	Annemarie Levitt	-20 00	3,001,361 08
4825	2/26/2008	7208	Annemarie Levitt	-364 00	3,000,997 08
Mar 1, '07 - Feb 28, 08				3,000,997.08	3,000,997.08

ADD: RETURNED CONTRIBUTION 384

TOTAL PER PAGE 1, COL. D, LINE 25 3,001,381

UBS

UBS Financial Services Inc
590 MADISON AVENUE
23RD FLOOR
NEW YORK, NY 10022-2526

CPP1000408027 0208 X1 UT 0

Resource Management Account

PACE Select Advisors Trust

February 2008

MORTIMER LEVITT FNDTN INC
ATTN KATHY EBERLY
C/O LEVITT PROPERTIES
100 QUARRY RD, STE 2
HAMBURG NJ 07419-1339

Account name: MORTIMER LEVITT FNDTN INC
Friendly account name: RMA, PACE-MLF
Account number: UT 80693 GA
Universal ID: 1097443004M

Your Financial Advisor
ABOUDI/GOLDSTEIN FINANCIAL GRP
Phone 212-333-8800/800-223-0170

Questions about your statement?
Call your Financial Advisor or the RMA ResourceLine at 800-RMA-1000, account 025080693

Visit our website.
www ubs com/financialservices

Value of your account

	on January 31 ($)	on February 29 ($)
Your assets	29,839,623 32	29,784,468 94
Your liabilities	0 00	0.00
Value of your account	**$29,839,623.32**	**$29,784,468.94**

Tracking the value of your account

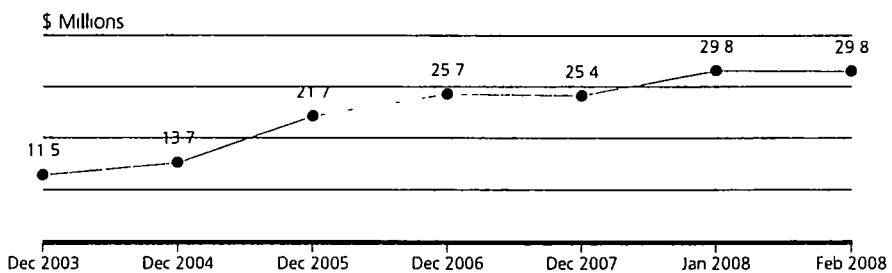

Starting in December 2006, your account values shown in this graph include accrued interest, pending return of principal, and other assets that are not held by UBS

Sources of your account growth during 2008

Value of your account at year end 2007	$25,365,617 10
Net amount you invested	$4,488,981 73
Your investment return	
Dividend and interest income	$202,756 40
Change in value of outside assets and accruals	-$28,203 76
Change in market value	-$244,682 53
Value of your account on Feb 29, 2008	**$29,784,468.94**

UBS

Your account balance sheet

Summary of your assets

		Value on February 29 ($)	Percentage of your account
A	Cash and money balances	4,672,517.82	15 69%
B	Cash alternatives	65,225 91	0 22%
C	Equities	7,191,596 70	24.14%
D	Fixed income	14,051,413 10	47.18%
E	Alternative strategies	632,494 00	2 12%
F	Broad commodities	0 00	0 00%
G	Real estate	0 00	0 00%
H	Other	3,171,221 41	10 65%
Total assets		**$29,784,468.94**	**100.00%**

Value of your account **$29,784,468.94**

Your current asset allocation

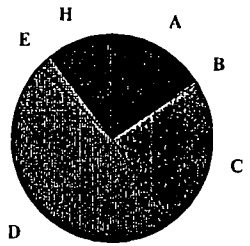

Eye on the markets

Index	Percentage change February 2008	Year to date
S&P 500	-3 25%	-9 05%
Russell 3000	-3 11%	-8 98%
MSCI - Europe, Australia & Far East	1 46%	-7 90%
Lehman Brothers Aggregate Bond Index	-0 26%	0 76%

Interest rates on February 29, 2008

3-month Treasury bills 1 79%

One-month LIBOR 3 11%

Change in the value of your account

	February 2008 ($)	Year to date ($)
Opening account value	**$29,839,623.32**	**$25,365,617.10**
Deposits, including securities transferred in	0 00	5,000,000.00
Withdrawals and fees, including securities transferred out	0 00	-511,018 27
Dividend and interest income	73,587.50	202,756 40
Change in value of outside assets/accruals	5,088 03	-28,203 76
Change in market value	-133,829 91	-244,682 53
Closing account value	**$29,784,468.94**	**$29,784,468.94**

Dividend and interest income earned

	February 2008 ($)	Year to date ($)
Taxable dividends	31,526 01	74,447 75
Taxable interest	42,061 49	128,308.65
Total	**$73,587.50**	**$202,756.40**

Summary of gains and losses

Values reported below exclude gains and losses from security tax lots that have been averaged due to dividend reinvestments and products for which gains and losses are not calculated, such as zero coupon investments

	Realized gains and losses		Unrealized
	February 2008 ($)	Year to date ($)	gains and losses ($)
Short term	0 00	-30,681.36	-715,453 90
Long term	0.00	-131,666 00	-963,155 08
Total	**$0.00**	**-$162,347.36**	**-$1,678,608.98**

Cash activity summary

See the section *Account activity this month* for details UBS Bank USA deposit account balances are included in the *opening and closing balances* value, are insured by the FDIC within applicable limits, but are not protected by SIPC See *Important information about your statement* on the last two pages of this statement for details about those balances

	February 2008 ($)	Year to date ($)
Opening balances	**$5,080,969.07**	**$97,452.99**
Additions		
Deposits and other funds credited	0 00	5,000,000 00
Dividend and interest income	73,587 50	202,756 40
Proceeds from security transactions	20,992 78	3,176,129 75
Total additions	**$94,580.28**	**$8,378,886.15**
Subtractions		
Professional management fees and related services	0 00	-11,018 27
Other funds debited	0.00	-500,000 00
Funds withdrawn for securities bought	-503,031 53	-3,292,803 05
Total subtractions	**-$503,031.53**	**-$3,803,821.32**
Net cash flow	**-$408,451.25**	**$4,575,064.83**
Closing balances	**$4,672,517.82**	**$4,672,517.82**

UBS

Your investment objectives:

You have identified the following investment objectives for this account If you have questions about these objectives, disagree with them, or wish to change them, please contact your Financial Advisor or Branch Manager You can find a full description of the alternative investment objectives in *Important information about your statement* on the last two pages of this statement

Your return objective:
Current income & capital appreciation
Your risk profile:
Primary - Moderate
Secondary - Aggressive/Speculative

Your PACE investment objectives
Your PACE return objective:
Capital appreciation
Your PACE risk profile:
Aggressive

Your PACE assets

Some prices, income and current values shown may be approximate As a result, gains and losses may not be accurately reflected Gains and losses for zero-coupon investments are not shown See Important information about your statement on the last two pages of this statement for more information

Investment return is the current value minus the amount you invested It does not include any cash dividends that were not reinvested

Total reinvested is the total of all reinvested dividends It does not include any cash dividends It is not a tax lot for the purposes of determining holding periods or cost basis The shares you receive each time you reinvest dividends become a separate tax lot

Cost basis is the total purchase cost of the security, including reinvested dividends The cost basis may need to be adjusted for return of capital payments in order to determine the adjusted cost basis for tax reporting purposes

Unrealized gain or loss is the difference between the current value and the cost basis The unrealized gain or loss may need to be adjusted for return of capital payments in order to determine the realized gain or loss for tax reporting purposes

Cash alternatives

Holding	Number of shares	Purchase price per share ($)	Client investment ($)	Cost basis ($)	Price per share on Feb 29 ($)	Value on Feb 29 ($)	Unrealized gain or loss ($)	Investment return ($)	Holding period
UBS PACE MONEY MARKET INVESTMENT FUND CLASS P									
Trade date May 16, 07	56,213 220	1 000	56,213 22	56,213 22	1 000	56,213 22			ST
Trade date Jul 17, 07	1,651 080	1 000	1,651 08	1,651 08	1 000	1,651 08			ST
Trade date Sep 11, 07	1,850 480	1 000	1,850 48	1,850 48	1 000	1,850 48			ST
Trade date Oct 2, 07	2,080 000	1 000	2,080 00	2,080 00	1 000	2,080 00			ST
Trade date Oct 16, 07	1,430 600	1 000	1,430 60	1,430 60	1 000	1,430 60			ST
Total reinvested	2,000 530	1 000		2,000 53	1 000	2,000 53			
EAI $2,152 Current yield 3 30%									
Security total	65,225 910		63,225 38	65,225 91		65,225 91		2,000 53	

Equities

Holding	Number of shares	Purchase price per share ($)	Client investment ($)	Cost basis ($)	Price per share on Feb 29 ($)	Value on Feb 29 ($)	Unrealized gain or loss ($)	Investment return ($)	Holding period
UBS PACE LARGE COMPANY GROWTH EQUITY INVESTMENT FUND CLASS P									
Trade date May 16, 07	23,974 427	18 770	450,000 00	450,000 00	17 060	409,003 72	-40,996 28		ST
Trade date Jul 17, 07	635 357	19 490	12,383 10	12,383 10	17 060	10,839 19	-1,543 91		ST
Trade date Sep 11, 07	731 222	18 980	13,878 60	13,878 60	17 060	12,474 65	-1,403 95		ST
Trade date Oct 2, 07	767 717	20 320	15,600 00	15,600 00	17 060	13,097 25	-2,502 75		ST

continued next page

UBS

Your PACE assets › **Equities** (continued)

Holding	Number of shares	Purchase price per share ($)	Client investment ($)	Cost basis ($)	Price per share on Feb 29 ($)	Value on Feb 29 ($)	Unrealized gain or loss ($)	Investment return ($)	Holding period
Trade date Oct 16, 07	525 698	20 410	10,729 50	10,729 50	17 060	8,968 41	-1,761 09		ST
Total reinvested	724 908	19 080		13,831 25	17 060	12,366 93	-1,464 32		
Security total	27,359 329		502,591 20	516,422 45		466,750 15	-49,672 30	-35,841 05	
UBS PACE INTL EMERGING MKTS EQUITY INVESTMENT FUND CLASS P									
Trade date May 16, 07	8,192 990	21 970	180,000 00	180,000 00	21 070	172,626 30	-7,373 70		ST
Trade date Jul 17, 07	199 969	24 770	4,953 24	4,953 24	21 070	4,213 35	-739 89		ST
Trade date Sep 11, 07	235 231	23 600	5,551 45	5,551 45	21 070	4,956 32	-595 13		ST
Trade date Oct 2, 07	234 322	26 630	6,240 00	6,240 00	21 070	4,937 16	-1,302 84		ST
Trade date Oct 16, 07	160 862	26 680	4,291 80	4,291 80	21 070	3,389 36	-902 44		ST
Total reinvested	1,632 573	21 680		35,394 19	21 070	34,398 31	-995 88		
Security total	10,655 947		201,036 49	236,430 68		224,520 80	-11,909 88	23,484 31	
UBS PACE LARGE COMPANY VALUE EQUITY INVESTMENT FUND CLASS P									
Trade date May 16, 07	19,108 280	23 550	450,000 00	450,000 00	18 200	347,770 70	-102,229 30		ST
Trade date Jul 17, 07	516 393	23 980	12,383 10	12,383 10	18 200	9,398 35	-2,984 75		ST
Trade date Sep 11, 07	616 553	22 510	13,878 60	13,878 60	18 200	11,221 26	-2,657 34		ST
Trade date Oct 2, 07	654 362	23 840	15,600 00	15,600 00	18 200	11,909 39	-3,690 61		ST
Trade date Oct 16, 07	450 630	23 810	10,729 50	10,729 50	18 200	8,201 47	-2,528 03		ST
Total reinvested	2,941.190	19 730		58,029 69	18 200	53,529 66	-4,500 03		
Security total	24,287 408		502,591 20	560,620 89		442,030 82	-118,590 06	-60,560 37	
UBS PACE INTERNATIONAL EQUITY INVESTMENT FUND CLASS P									
Trade date May 16, 07	28,011 204	21 420	600,000 00	600,000 00	17 170	480,952 37	-119,047 63		ST
Trade date Jul 17, 07	734 466	22 480	16,510 80	16,510 80	17 170	12,610 78	-3,900 02		ST
Trade date Sep 11, 07	879 506	21 040	18,504 80	18,504 80	17 170	15,101 12	-3,403 68		ST
Trade date Oct 2, 07	923 623	22 520	20,800 00	20,800 00	17 170	15,858 61	-4,941 39		ST
Trade date Oct 16, 07	637 522	22 440	14,306 00	14,306 00	17 170	10,946 25	-3,359 75		ST
Total reinvested	4,308 259	18 659		80,392 10	17 170	73,972 81	-6,419 29		
Security total	35,494 580		670,121 60	750,513 70		609,441 93	-141,071 76	-60,679 66	

continued next page

Your PACE assets › **Equities** (continued)

Holding	Number of shares	Purchase price per share ($)	Client investment ($)	Cost basis ($)	Price per share on Feb 29 ($)	Value on Feb 29 ($)	Unrealized gain or loss ($)	Investment return ($)	Holding period
UBS PACE SMALL/MEDIUM CO GROWTH EQUITY INVESTMENT FUND CLASS P									
Trade date May 16, 07	12,034 384	17 450	210,000 00	210,000 00	13 360	160,779 36	-49,220 64		ST
Trade date Jul 17, 07	308 202	18 750	5,778 78	5,778 78	13 360	4,117 58	-1,661 20		ST
Trade date Sep 11, 07	360 216	17 980	6,476 68	6,476 68	13 360	4,812 49	-1,664 19		ST
Trade date Oct 2, 07	377 789	19 270	7,280 00	7,280 00	13 360	5,047 26	-2,232 74		ST
Trade date Oct 16, 07	260 515	19 220	5,007 10	5,007 10	13 360	3,480 48	-1,526 62		ST
Total reinvested	2,270 611	15 259		34,649 52	13 360	30,335 36	-4,314 16		
Security total	15,611 717		234,542 56	269,192 08		208,572 53	-60,619 55	-25,970 03	
UBS PACE SMALL/MEDIUM CO VALUE EQUITY INVESTMENT FUND CLASS P									
Trade date May 16, 07	10,209 042	20 570	210,000 00	210,000 00	14 930	152,421 00	-57,579 00		ST
Trade date Jul 17, 07	270 923	21 330	5,778 78	5,778 78	14 930	4,044 88	-1,733 90		ST
Trade date Sep 11, 07	332 478	19 480	6,476 68	6,476 68	14 930	4,963 90	-1,512 78		ST
Trade date Oct 2, 07	358 091	20 330	7,280 00	7,280 00	14 930	5,346 30	-1,933 70		ST
Trade date Oct 16, 07	250 731	19 970	5,007 10	5,007 10	14 930	3,743 41	-1,263 69		ST
Total reinvested	1,500 040	16 000		24,000 64	14 930	22,395 60	-1,605 04		
EAI $349 Current yield 0 18%									
Security total	12,921 305		234,542 56	258,543 20		192,915 08	-65,628 11	-41,627 47	
UBS PACE GLOBAL REAL ESTATE SECURITIES INVESTMENT FUND CLASS P									
Trade date May 16, 07	14,137 606	10 610	150,000 00	150,000 00	8 400	118,755 89	-31,244 11		ST
Trade date Jul 17, 07	407 875	10 120	4,127 70	4,127 70	8 400	3,426 15	-701 55		ST
Trade date Sep 11, 07	479 896	9 640	4,626 20	4,626 20	8 400	4,031 13	-595 07		ST
Trade date Oct 2, 07	489 182	10 630	5,200 00	5,200 00	8 400	4,109 13	-1,090 87		ST
Trade date Oct 16, 07	345 890	10 340	3,576 50	3,576 50	8 400	2,905 48	-671 02		ST
Total reinvested	561 565	8 729		4,902 46	8 400	4,717 15	-185 31		
Security total	16,422 014		167,530 40	172,432 86		137,944 91	-34,487 93	-29,585 47	
PACE portfolio total			**$2,512,956.01**			**$2,282,176.22**	**-$481,979.59**	**-$230,779.79**	

Total estimated annual income: $349

UBS

Your PACE assets (continued)

Fixed income

Holding	Number of shares	Purchase price per share ($)	Client investment ($)	Cost basis ($)	Price per share on Feb 29 ($)	Value on Feb 29 ($)	Unrealized gain or loss ($)	Investment return ($)	Holding period
UBS PACE GLOBAL FIXED INCOME INVESTMENT FUND CLASS P									
Trade date May 16, 07	6,619 594	11 330	75,000 00	75,000 00	12 170	80,560 45	5,560 45		ST
Trade date Jul 17, 07	182 480	11 310	2,063 85	2,063 85	12 170	2,220 78	156 93		ST
Trade date Sep 11, 07	198 209	11 670	2,313 10	2,313 10	12 170	2,412 20	99 10		ST
Trade date Oct 2, 07	220 901	11 770	2,600 00	2,600 00	12 170	2,688 36	88 36		ST
Trade date Oct 16, 07	152 711	11 710	1,788 25	1,788 25	12 170	1,858 49	70 24		ST
Total reinvested	588 648	11 362		6,688 64	12 170	7,163 85	475 21		
EAI $7,629 Current yield 7 87%									
Security total	7,962 543		83,765 20	90,453 84		96,904 14	6,450 29	13,138 93	
UBS PACE STRATEGIC FIXED INCOME INVESTMENT FUND CLASS P									
Trade date May 16, 07	4,451 039	13 480	60,000 00	60,000 00	14 250	63,427 30	3,427 30		ST
Trade date Jul 17, 07	125 653	13 140	1,651 08	1,651 08	14 250	1,790 56	139 48		ST
Trade date Sep 11, 07	136 065	13 600	1,850 48	1,850 48	14 250	1,938 93	88 45		ST
Trade date Oct 2, 07	153 054	13 590	2,080 00	2,080 00	14 250	2,181 02	101 02		ST
Trade date Oct 16, 07	105 657	13 540	1,430 60	1,430 60	14 250	1,505 61	75 01		ST
Total reinvested	185 870	13 632		2,533 90	14 250	2,648 65	114 75		
EAI $3,197 Current yield 4 35%									
Security total	5,157 338		67,012 16	69,546 06		73,492 06	3,946 01	6,479 91	
UBS PACE HIGH YIELD INVESTMENTS CLASS P									
Trade date May 16, 07	5,865 103	10 230	60,000 00	60,000 00	9 400	55,131 96	-4,868 04		ST
Trade date Jul 17, 07	166 440	9 920	1,651 08	1,651 08	9 400	1,564 54	-86 54		ST
Trade date Sep 11, 07	190 183	9 730	1,850 48	1,850 48	9 400	1,787 72	-62 76		ST
Trade date Oct 2, 07	210 740	9 870	2,080 00	2,080 00	9 400	1,980 96	-99 04		ST
Trade date Oct 16, 07	143 779	9 950	1,430 60	1,430 60	9 400	1,351 52	-79 08		ST
Total reinvested	358 412	9 684		3,471 08	9 400	3,369 07	-102 01		

continued next page

Your PACE assets › **Fixed income** (continued)

Holding	Number of shares	Purchase price per share ($)	Client investment ($)	Cost basis ($)	Price per share on Feb 29 ($)	Value on Feb 29 ($)	Unrealized gain or loss ($)	Investment return ($)	Holding period
EAI $4,348 Current yield 6 67%									
Security total	6,934 657		67,012 16	70,483 24		65,185.77	-5,297 47	-1,826 39	
PACE portfolio total			**$217,789.52**			**$235,581.97**	**$5,098.83**	**$17,792.45**	

Total estimated annual income: $15,174

Alternative strategies

Holding	Number of shares	Purchase price per share ($)	Client investment ($)	Cost basis ($)	Price per share on Feb 29 ($)	Value on Feb 29 ($)	Unrealized gain or loss ($)	Investment return ($)	Holding period
UBS PACE ALTERNATIVE STRATEGIES INVESTMENTS CLASS P									
Trade date May 16, 07	43,844 110	11 290	495,000 00	495,000 00	10 790	473,077 95	-21,922 05		ST
Trade date Jul 17, 07	1,163 229	11 710	13,621 41	13,621 41	10 790	12,551 24	-1,070 17		ST
Trade date Sep 11, 07	1,391 655	10 970	15,266 46	15,266 46	10 790	15,015 96	-250 50		ST
Trade date Oct 2, 07	1,507 909	11 380	17,160 00	17,160 00	10 790	16,270 34	-889 66		ST
Trade date Oct 16, 07	1,043 541	11 310	11,802 45	11,802 45	10 790	11,259 81	-542 64		ST
Total reinvested	1,176 874	10 910		12,839 71	10 790	12,698 47	-141 24		
EAI $3,910 Current yield 0 72%									
Security total	50,127 318		552,850 32	565,690 03		540,873 76	-24,816 26	-11,976 55	

Your assets not enrolled in PACE

Some prices, income and current values shown may be approximate As a result, gains and losses may not be accurately reflected Gains and losses for zero-coupon investments are not shown See *Important information about your statement* on the last two pages of this statement for more information

Cash

Cash and money balances

Holding	Opening balance on Feb 1 ($)	Closing balance on Feb 29 ($)	Price per share on Feb 29 ($)	Average interest rate	Interest period	Days in period
RMA MONEY MKT PORTFOLIO	5,080,969 07	4,672,517 82	1 00	3 35%	Jan 25 to Feb 24	31

UBS

Your assets not enrolled in PACE (continued)

Equities

Structured products

Structured products generally are highly illiquid Prices are estimated values obtained from third parties, issuers, general partners or sponsors Actual market value may vary and thus gains/losses may not be accurately reflected See *Important information about your statement* for more details

Holding	Trade date	Quantity	Purchase price per share($)	Cost basis ($)	Price per share on Feb 29 ($)	Value on Feb 29 ($)	Unrealized gain or loss ($)	Holding period
LB BEAR ROS SEC-PP								
ISHRS DJ US REAL ESTATE								
08/29/2008								
Symbol AJLTFI Exchange OTC	Jun 26, 07	9,000 000	10 000	90,000 00	11 430	102,870 00	12,870 00	ST
LB RTN OPTMZ SEC-PP								
S&P 500								
08/31/2009								
Symbol PMWTFI Exchange OTC	Feb 26, 08	25,000 000	10 000	250,000 00	10 000	250,000 00		ST
Total				**$340,000.00**		**$352,870.00**	**$12,870.00**	

Mutual funds

Total reinvested is the total of all reinvested dividends It does not include any cash dividends It is not a tax lot for the purposes of determining holding periods or cost basis The shares you receive each time you reinvest dividends become a separate tax lot

Cost basis is the total purchase cost of the security, including reinvested dividends The cost basis may need to be adjusted for return of capital payments in order to determine the adjusted cost basis for tax reporting purposes

Unrealized gain or loss is the difference between the current value and the cost basis The unrealized gain or loss may need to be adjusted for return of capital payments in order to determine the realized gain or loss for tax reporting purposes

Investment return is the current value minus the amount you invested It does not include any cash dividends that were not reinvested

Holding	Number of shares	Purchase price per share ($)	Client investment ($)	Cost basis ($)	Price per share on Feb 29 ($)	Value on Feb 29 ($)	Unrealized gain or loss ($)	Investment return ($)	Holding period
AMERICAN FUNDS CAPITAL									
WORLD GROWTH&INCOME FUND									
CLASS C									
Trade date May 8, 07	5,559 262	44 970	250,005 25	250,005 25	40 960	227,707 37	-22,297 88		ST
Trade date Jan 9, 08	6,877 579	43 620	300,005 25	300,005 25	40 960	281,705 64	-18,299 61		ST
Total reinvested	519 486	43 259		22,472 88	40 960	21,278 15	-1,194 73		
EAI $8,227 Current yield 1 55%									
Security total	12,956 327		550,010 50	572,483 38		530,691 15	-41,792 22	-19,319 34	
COHEN & STEERS									
GLOBAL REALTY SHARES									
FUND CLASS C									

continued next page

Your assets not enrolled in PACE › **Equities** › **Mutual funds** (continued)

Holding	Number of shares	Purchase price per share ($)	Client investment ($)	Cost basis ($)	Price per share on Feb 29 ($)	Value on Feb 29 ($)	Unrealized gain or loss ($)	Investment return ($)	Holding period
Trade date Jun 29, 05	1,331 000	56 330	74,980 48	74,980 48	47 700	63,488 70	-11,491 78		LT
Trade date Jul 14, 05	3,482 500	57 430	200,005 25	200,005 25	47 700	166,115 25	-33,890 00		LT
Trade date Jul 14, 06	3,879 578	64 440	250,005 25	250,005 25	47 700	185,055 87	-64,949 38		LT
Trade date Oct 26, 06	1,156 170	74 630	86,290 25	86,290 25	47 700	55,149 31	-31,140 94		LT
Total reinvested	2,378 707	61 849		147,122 06	47 700	113,464 32	-33,657 74		
EAI $6,309 Current yield 1 08%									
Security total	12,227 955		611,281 23	758,403 29		583,273 45	-175,129 84	-28,007 78	
COHEN & STEERS									
INTERNATIONAL REALTY FD									
CLASS C									
Trade date Mar 15, 07	5,319 149	18 800	100,005 25	100,005 25	15 090	80,265 96	-19,739 29		ST
Trade date Mar 22, 07	5,086 470	19 660	100,005 25	100,005 25	15 090	76,754 83	-23,250 42		ST
Total reinvested	868 220	16 549		14,368 85	15 090	13,101 44	-1,267 41		
EAI $1,894 Current yield 1 11%									
Security total	11,273 839		200,010 50	214,379 35		170,122 23	-44,257 12	-29,888 27	
COLUMBIA MARSICO 21ST									
CENTURY FUND CLASS C									
Trade date Jan 9, 08	13,458 950	14 860	200,005 25	200,005 25	13 860	186,541 03	-13,464 22	-13,464 22	ST
FEDERATED MDT ALL CAP									
CORE FUND CLASS C									
Trade date May 9, 07	8,665 511	17 310	150,005 25	150,005 25	14 570	126,256 49	-23,748 76		ST
Total reinvested	640 366	16 110		10,316 30	14 570	9,330 13	-986 17		
Security total	9,305 877		150,005 25	160,321 55		135,586 62	-24,734 93	-14,418 63	
FIDELITY ADVISOR NEW									
INSIGHTS FUND CLASS C									
Trade date Jan 9, 08	9,857 072	20 290	200,005 25	200,005 25	18 930	186,594 37	-13,410 88		ST
Total reinvested	60 104	18 859		1,133 56	18 930	1,137 77	4 21		
Security total	9,917 176		200,005 25	201,138 81		187,732 14	-13,406 67	-12,273 11	
FIRST EAGLE US VALUE									
FUND CLASS C									
Trade date May 8, 07	15,403 574	16 230	250,005 25	250,005 25	15 410	237,369 08	-12,636 17		ST

continued next page

UBS

Your assets not enrolled in PACE › **Equities** › **Mutual funds** (continued)

Holding	Number of shares	Purchase price per share ($)	Client investment ($)	Cost basis ($)	Price per share on Feb 29 ($)	Value on Feb 29 ($)	Unrealized gain or loss ($)	Investment return ($)	Holding period
Total reinvested	816 274	16 040		13,093 04	15 410	12,578 78	-514 26		
EAI $3,130 Current yield 1 25%									
Security total	16,219 848		250,005 25	263,098 29		249,947 85	-13,150 43	-57 39	
FT MUTUAL DISCOVERY C									
Trade date May 8, 07	7,598 784	32 900	250,005 25	250,005 25	29 620	225,075 98	-24,929 27		ST
Trade date Jan 10, 08	4,849 661	30 930	150,005 25	150,005 25	29 620	143,646 96	-6,358 29		ST
Total reinvested	275 625	31 602		8,710 52	29 620	8,164 01	-546 51		
EAI $5,586 Current yield 1 48%									
Security total	12,724 070		400,010 50	408,721 02		376,886 95	-31,834 07	-23,123 55	
HENDERSON GLOBAL INTL OPPORTUNITIES FD CLASS C SHS									
Trade date May 8, 07	10,048 232	24 880	250,005 25	250,005 25	22 100	222,065 93	-27,939 32		ST
Trade date Jan 10, 08	8,532 423	23 440	200,005 25	200,005 25	22 100	188,566 55	-11,438 70		ST
Total reinvested	936 060	25 279		23,663 58	22 100	20,686 93	-2,976 65		
Security total	19,516 715		450,010 50	473,674 08		431,319 40	-42,354 67	-18,691 09	
HENDERSON GLOBAL EQUITY INCOME CLASS C									
Trade date Jan 10, 08	19,029 496	10 510	200,005 25	200,005 25	9 880	188,011 42	-11,993 83		ST
Total reinvested	84 783	10 029		850 37	9 880	837 66	-12 71		
EAI $16,820 Current yield 8 91%									
Security total	19,114 279		200,005 25	200,855 62		188,849 07	-12,006 54	-11,156 17	
JP MORGAN VALUE ADVANTAGE FUND CLASS C									
Trade date May 8, 07	12,254 902	20 400	250,005 25	250,005 25	17 330	212,377 45	-37,627 80		ST
Total reinvested	785 291	17 942		14,089 97	17 330	13,609 09	-480 88		
EAI $1,956 Current yield 0 87%									
Security total	13,040 193		250,005 25	264,095 22		225,986 54	-38,108 68	-24,018 71	
KINETICS NEW PARADIGM FUND CLASS C									
Trade date Jan 10, 08	10,474 860	28 640	300,005 25	300,005 25	26 290	275,384 06	-24,621 19	-24,621 19	ST
OPPENHEIMER DEVELOPING									

continued next page

Your assets not enrolled in PACE › **Equities** › **Mutual funds** (continued)

Holding	Number of shares	Purchase price per share ($)	Client investment ($)	Cost basis ($)	Price per share on Feb 29 ($)	Value on Feb 29 ($)	Unrealized gain or loss ($)	Investment return ($)	Holding period
MARKETS FUND CL C									
Trade date May 8, 07	5,657 389	44 190	250,005 25	250,005 25	44 390	251,131 49	1,126 24		ST
Total reinvested	735 178	48 640		35,759 06	44 390	32,634 55	-3,124 51		
EAI $594 Current yield 0 21%									
Security total	6,392 567		250,005 25	285,764 31		283,766 04	-1,998 27	33,760 79	
PHOENIX REAL ESTATE									
SECURITIES FUND C									
Trade date Jun 29, 05	2,858 232	26 240	75,005 25	75,005 25	27 190	77,715 33	2,710 08		LT
Trade date Jul 14, 05	7,404 665	27 010	200,005 25	200,005 25	27 190	201,332 84	1,327 59		LT
Trade date Jul 14, 06	7,931 472	31 520	250,005 25	250,005 25	27 190	215,656 72	-34,348 53		LT
Total reinvested	1,834 592	31 624		58,018 86	27 190	49,882 56	-8,136 30		
EAI $1,522 Current yield 0 28%									
Security total	20,028 961		525,015 75	583,034 61		544,587 44	-38,447 16	19,571 70	
PHOENIX FOREIGN									
OPPORTUNITIED FUND C									
Trade date Jan 10, 08	7,097 232	28 180	200,005 25	200,005 25	26 190	185,876 50	-14,128 75	-14,128 75	ST
EAI $639 Current yield 0 34%									
Total			**$4,736,386.23**			**$4,556,550.48**	**-$529,434.76**	**-$179,835.75**	

Total estimated annual income: $46,677

UBS

Your assets not enrolled in PACE (continued)

Fixed income

Corporate bonds and notes

Prices are obtained from independent quotation bureaus that use computerized valuation formulas to calculate current values Actual market values may vary and thus gains/losses may not be accurately reflected The cost basis for zero coupon corporate bonds has not been automatically adjusted to reflect accrued original-issue discount As a result, gains and losses are not shown

Holding	Trade date	Total face value at maturity ($)	Purchase price ($)	Cost basis ($)	Price on Feb 29 ($)	Value on Feb 29 ($)	Unrealized gain or loss ($)	Holding period
FORD MOTOR CREDIT CO LLC NOTES B/E RATE 06 375% MATURES 11/05/08 ACCRUED INTEREST $302 81 Moody B1 S&P B EAI $956 Current yield 6 45%	Feb 02, 94	15,000 000	100 320	15,051 80	98 872	14,830 80	-221 00	LT
SEARS ROEBUCK ACCEP CORP MW@+25BP NTS RATE 06 700% MATURES 04/15/12 ACCRUED INTEREST $1,246 94 Moody Ba2 S&P BB EAI $3,350 Current yield 6 61%	Nov 13, 02	50,000 000	94 500	47,255 25	101 294	50,647 00	3,391 75	LT
WEYERHAEUSER CO DEBS RATE 07 500% MATURES 03/01/13 ACCRUED INTEREST $927 08 Moody Baa2 S&P BBB EAI $1,875 Current yield 6 90%	Dec 09, 93	25,000 000	106 097	26,528 05	108 756	27,189 00	660 95	LT
FORD MOTOR CREDIT CO NTS CALLABLE RATE 06 000% MATURES 11/20/14 ACCRUED INTEREST $1,188 00 Moody B1 S&P B EAI $4,320 Current yield 8 52%	Nov 18, 04	72,000 000	100 000	72,000 00	70 429	50,708 88	-21,291 12	LT
GENL MOTORS ACCEPT CLBLE101506@100 RATE 07 125% MATURES 10/15/17 ACCRUED INTEREST $277 08 Moody B1 S&P B+ EAI $7,125 Current yield 10 31%	Sep 23, 02	100,000 000	100 000	100,000 00	69 131	69,131 00	-30,869 00	LT

continued next page

Your assets not enrolled in PACE › **Fixed income** › **Corporate bonds and notes** (continued)

Holding	Trade date	Total face value at maturity ($)	Purchase price ($)	Cost basis ($)	Price on Feb 29 ($)	Value on Feb 29 ($)	Unrealized gain or loss ($)	Holding period
LEHMAN BROS HLDGS INC CALLABLE RATE 05.700% MATURES 01/28/18 ACCRUED INTEREST $221 67 Moody A1 S&P A+ EAI $5,700 Current yield 5 99%	Jan 21, 03	100,000 000	100 000	100,000 00	95 174	95,174 00	-4,826 00	LT
CATERPILLR FIN NTS B/E CALLABLE RATE 06 000% MATURES 08/15/18 ACCRUED INTEREST $93 33 Moody A2 S&P A EAI $2,400 Current yield 5 98%	Aug 07, 03	40,000 000	100 000	40,000 00	100 269	40,107 60	107 60	LT
GMAC SMARTNOTES CALLABLE RATE 06 000% MATURES 04/15/19 ACCRUED INTEREST $1,833 32 Moody B1 S&P B+ EAI $15,000 Current yield 9 85%	Mar 30, 04	250,000 000	100 000	250,000 00	60 940	152,350 00	-97,650 00	LT
GMAC SMARTNOTES CALLABLE RATE 06 250% MATURES 07/15/19 ACCRUED INTEREST $381 94 Moody B1 S&P B+ EAI $3,125 Current yield 10 03%	Jul 21, 04	50,000 000	100 000	50,000 00	62 294	31,147 00	-18,853 00	LT
HOUSEHOLD FIN INTERNOTES CALLABLE RATE 06 200% MATURES 03/15/23 CALLABLE ACCRUED INTEREST $421 94 Moody Aa3 S&P AA- EAI $10,850 Current yield 6 25%	Feb 26, 03	175,000 000	100 000	175,000 00	99 247	173,682 25	-1,317 75	LT

continued next page

UBS

Your assets not enrolled in PACE › **Fixed income** › **Corporate bonds and notes** (continued)

Holding	Trade date	Total face value at maturity ($)	Purchase price ($)	Cost basis ($)	Price on Feb 29 ($)	Value on Feb 29 ($)	Unrealized gain or loss ($)	Holding period
LEHMAN BROS HLDGS INC CALLABLE RATE 05 750% MATURES 03/27/23 CALLABLE ACCRUED INTEREST $447 22 Moody A1 S&P A+ EAI $11,500 Current yield 6 53%	Mar 25, 03	200,000 000	100 000	200,000 00	88 007	176,014 00	-23,986 00	LT
LEHMAN BROS HLDGS INC NTS CALLABLE RATE 05 750% MATURES 11/25/23 CALLABLE ACCRUED INTEREST $95 83 Moody A1 S&P A+ EAI $8,625 Current yield 6 92%	Nov 18, 03	150,000 000	100 000	150,000 00	83 062	124,593 00	-25,407 00	LT
SEARS ROEBUCK ACCEP CORP RATE 07 500% MATURES 10/15/27 ACCRUED INTEREST $13,958 35 Moody Ba2 S&P BB EAI $37,500 Current yield 8 37%	Oct 09, 97	500,000 000	102 715	513,579 50	89 605	448,025 00	-65,554 50	LT
PACIFIC BELL NTS CONV CLLBLE 11/1/07 RATE 07 250% MATURES 11/01/27 ACCRUED INTEREST $5,940 97 Moody WR S&P A EAI $18,125 Current yield 7 02%	Nov 14, 97	250,000 000	103 473	258,688 00	103 332	258,330 00	-358 00	LT
BANK OF AMER INTERNOTES CALLABLE RATE 06 000% MATURES 11/15/27 ACCRUED INTEREST $1,733 33 Moody Aa2 S&P AA- EAI $6,000 Current yield 6 38%	Nov 20, 02	100,000 000	100 000	100,000 00	94 010	94,010 00	-5,990 00	LT

continued next page

Your assets not enrolled in PACE › Fixed income › Corporate bonds and notes (continued)

Holding	Trade date	Total face value at maturity ($)	Purchase price ($)	Cost basis ($)	Price on Feb 29 ($)	Value on Feb 29 ($)	Unrealized gain or loss ($)	Holding period
CITIGROUP NOTES CALLABLE RATE 05 700% MATURES 11/15/28 CALLABLE ACCRUED INTEREST $3,293 34 Moody Aa3 S&P AA- EAI $11,400 Current yield 6 37%	Nov 18, 03	200,000 000	100 000	200,000 00	89 443	178,886 00	-21,114 00	LT
BANK OF AMER INTERNOTES CALLABLE RATE 05 900% MATURES 07/15/29 CALLABLE ACCRUED INTEREST $721 11 Moody Aa2 S&P AA- EAI $5,900 Current yield 6 31%	Jul 21, 04	100,000 000	100 000	100,000 00	93 523	93,523 00	-6,477 00	LT
Total		**$2,377,000.000**		**$2,398,102.60**		**$2,078,348.53**	**-$319,754.07**	

Total accrued interest. $33,084.26

Total estimated annual income. $153,751

Asset backed securities

Prices are obtained from independent quotation bureaus that use computerized valuation formulas to calculate current values Actual market values may vary and thus gains/losses may not be accurately reflected The cost basis for asset backed securities has been adjusted automatically for return of principal payments However, if they were bought at a discount, adjustments do not account for the full amount of return of principal The cost basis for zero coupon securities has not been automatically adjusted for accrued original-issue discount As a result, gains and losses are not calculated

Holding	Trade date	Total face value at maturity ($)	Purchase price($)	Adjusted cost basis ($)	Price on Feb 29 ($)	Value on Feb 29 ($)	Unrealized gain or loss ($)	Holding period
GNMA PL 037032X RATE 09 5000% MATURES 10/15/09 CURRENT PAR VALUE 96 ACCRUED INTEREST $0 70 EAI $9 Current yield 8 43%		45,000 000	---This information was unavailable---		112 664	108 14		
GNMA PL 035696X RATE 11 0000% MATURES 12/15/09 CURRENT PAR VALUE 36 ACCRUED INTEREST $0 30 EAI $4 Current yield 9 06%		25,000 000	---This information was unavailable---		121 360	43 68		

continued next page

UBS

Your assets not enrolled in PACE › **Fixed income** › **Asset backed securities** (continued)

Holding	Trade date	Total face value at maturity ($)	Purchase price($)	Adjusted cost basis ($)	Price on Feb 29 ($)	Value on Feb 29 ($)	Unrealized gain or loss ($)	Holding period
GNMA PL 042276X RATE 11 0000% MATURES 08/15/10 CURRENT PAR VALUE 66 ACCRUED INTEREST $0 55 EAI $7 Current yield 9 06%	Sep 16, 88	75,000 000	104 250	68 46	121 360	80 10	11 64	LT
GNMA PL 000321M RATE 12 0000% MATURES 04/20/15 CURRENT PAR VALUE 22 ACCRUED INTEREST $0 20 EAI $3 Current yield 9 95%		30,000 000	---This information was unavailable---		120 603	26 52		
GNMA PL 000550M RATE 09 5000% MATURES 05/20/16 CURRENT PAR VALUE 82 ACCRUED INTEREST $0 60 EAI $8 Current yield 8 43%	Jan 21, 88	25,000 000	101 500	82 92	112 664	92 38	9 46	LT
GNMA PL 001399M RATE 09 5000% MATURES 05/20/20 CURRENT PAR VALUE 40 ACCRUED INTEREST $0 29 EAI $4 Current yield 8 43%	May 11, 90	25,000 000	100 500	41 92	112 664	45 05	3 13	LT
GNMA PL 285163C RATE 09 0000% MATURES 06/20/20 CURRENT PAR VALUE 1,616 ACCRUED INTEREST $11 31 EAI $145 Current yield 8 25%	Aug 13, 90	30,000 000	99 500	1,609 90	109 082	1,762 77	152 87	LT
GNMA PL 305962X RATE 08 5000% MATURES 05/15/21 CURRENT PAR VALUE 381 ACCRUED INTEREST $2 51 EAI $32 Current yield 7 81%	May 29, 91	25,000 000	100 750	403 61	108 859	414 75	11 14	LT
GNMA PL 001207M RATE 06 5000% MATURES 06/20/23 CURRENT PAR VALUE 453 ACCRUED INTEREST $2 28 EAI $29 Current yield 6 22%	Jun 16, 93	35,000 000	101 500	463 33	104 523	473 48	10 15	LT

continued next page

Your assets not enrolled in PACE › Fixed income › Asset backed securities (continued)

Holding	Trade date	Total face value at maturity ($)	Purchase price($)	Adjusted cost basis ($)	Price on Feb 29 ($)	Value on Feb 29 ($)	Unrealized gain or loss ($)	Holding period
GNMA PL 001538M RATE 06 0000% MATURES 01/20/24 CURRENT PAR VALUE 4,170 ACCRUED INTEREST $19 46 EAI $250 Current yield 5 79%	Jan 24, 94	10,000 000	100 500	599 67	103 554	616 89	17 22	LT
	Feb 02, 94	60,000 000	100 000	3,582.09	103 554	3,701 34	119 25	LT
Security total		70,000 000		4,181 76		4,318 20	136 47	
GNMA PL 002167M RATE 06 5000% MATURES 02/20/26 CURRENT PAR VALUE 616 ACCRUED INTEREST $3 11 EAI $40 Current yield 6 22%	Feb 06, 96	20,000 000	101 500	629 08	104 523	643 86	14 78	LT
GNMA PL 002202M RATE 07 0000% MATURES 04/20/26 CURRENT PAR VALUE 580 ACCRUED INTEREST $3 16 EAI $41 Current yield 6 62%	Apr 02, 96	20,000 000	100 375	587 13	105 773	613 48	26 35	LT
GNMA POOL 2001-56P RATE 6 0000% MATURES 08/20/30 CURRENT PAR VALUE 11,856 ACCRUED INTEREST $55 32 EAI $711 Current yield 5 96%	Nov 14, 01	100,000 000	102 125	12,112 57	100 650	11,933 10	-179 47	LT
GNMA POOL 2003-70K RATE 6 0000% MATURES 08/20/33 CURRENT PAR VALUE 30,428 ACCRUED INTEREST $141 99 EAI $1,826 Current yield 6 00%	Apr 21, 06	118,000 000	100 500	27,977 96	100 020	27,838 91	-139 05	LT
	May 11, 06	11,000 000	100 000	2,599 90	100 020	2,595 15	-4 75	LT
Security total		129,000 000		30,577 86		30,434 08	-143 80	
GNMA POOL 2004-16A RATE 5 5000% MATURES 02/20/34 CURRENT PAR VALUE 10,000 ACCRUED INTEREST $42 77 EAI $550 Current yield 5 54%	Feb 09, 06	10,000 000	99 375	9,938 55	99 346	9,934 60	-3 95	LT

continued next page

UBS

Your assets not enrolled in PACE › **Fixed income** › **Asset backed securities** (continued)

Holding	Trade date	Total face value at maturity ($)	Purchase price($)	Adjusted cost basis ($)	Price on Feb 29 ($)	Value on Feb 29 ($)	Unrealized gain or loss ($)	Holding period
GNR 2004-18 WD RATE 05 5000% MATURES 02/20/34 CURRENT PAR VALUE 95,329 ACCRUED INTEREST $407 79 EAI $5,243 Current yield 5 56%	Dec 20, 07	100,000 000	99 371	94,734 40	98 874	94,255 60	-478 80	ST
GNR 2005-92 ED RATE 06 0000% MATURES 03/20/34 CURRENT PAR VALUE 10,000 ACCRUED INTEREST $46 66 EAI $600 Current yield 5 74%	May 23, 06	10,000 000	100 000	10,005 25	104 514	10,451 40	446 15	LT
GNR 2004-37 B RATE 06 0000% MATURES 05/17/34 CURRENT PAR VALUE 232,688 ACCRUED INTEREST $1,085 86 EAI $13,961 Current yield 5 77%	May 05, 04	150,000 000	100 375	139,029 36	103 932	143,950 80	4,921 44	LT
	Jun 28, 06	102,000 000	97 625	91,951 60	103 932	97,886 54	5,934 94	LT
Security total		252,000 000		230,980 96		241,837 29	10,856 38	
GNMA POOL 2004-41C RATE 6 0000% MATURES 06/20/34 CURRENT PAR VALUE 24,190 ACCRUED INTEREST $112.88 EAI $1,451 Current yield 6 01%	Jun 17, 04	100,000 000	99 750	24,134 40	99 801	24,141 90	7 50	LT
FHR 2849 LD RATE 06 0000% MATURES 08/15/34 CURRENT PAR VALUE 200,000 ACCRUED INTEREST $933 32 EAI $12,000 Current yield 6 12%	Aug 03, 04	200,000 000	100 875	201,755 25	98 051	196,102 00	-5,653 25	LT
GNR 2005-13 BE RATE 05 0000% MATURES 09/20/34 CURRENT PAR VALUE 200,000 ACCRUED INTEREST $777 76 EAI $10,000 Current yield 5 19%	Jun 15, 05	200,000 000	100 125	200,255 25	96 250	192,500 00	-7,755 25	LT

continued next page

Your assets not enrolled in PACE › **Fixed income** › **Asset backed securities** (continued)

Holding	Trade date	Total face value at maturity ($)	Purchase price($)	Adjusted cost basis ($)	Price on Feb 29 ($)	Value on Feb 29 ($)	Unrealized gain or loss ($)	Holding period
FHR 2874 DG RATE 05 5000% MATURES 10/15/34 CURRENT PAR VALUE 300,000 ACCRUED INTEREST $1,283 31 EAI $16,500 Current yield 5 69%	Nov 22, 04	100,000 000	100 000	100,005 25	96 578	96,578 00	-3,427 25	LT
	Dec 21, 04	200,000 000	100 375	200,755 25	96 578	193,156 00	-7,599 25	LT
Security total		300,000 000		300,760 50		289,734 00	-11,026 50	
GNR 2005-13 NB RATE 05 0000% MATURES 02/20/35 CURRENT PAR VALUE 245,000 ACCRUED INTEREST $952 75 EAI $12,250 Current yield 5 26%	Mar 04, 05	125,000 000	97 625	122,036 50	95 137	118,921 25	-3,115 25	LT
	Aug 10, 05	120,000 000	98 625	118,355 25	95 137	114,164 40	-4,190 85	LT
Security total		245,000 000		240,391 75		233,085 65	-7,306 10	
GNMA POOL 2005-94G RATE 5 5000% MATURES 02/20/35 CURRENT PAR VALUE 189,281 ACCRUED INTEREST $809 70 EAI $10,410 Current yield 5 53%	Jan 04, 06	300,000 000	100 625	190,469 01	99 379	188,105 70	-2,363 31	LT
GNMA POOL 2006-34C RATE 6 0000% MATURES 02/20/35 CURRENT PAR VALUE 200,000 ACCRUED INTEREST $933 32 EAI $12,000 Current yield 5 97%	Jul 06, 06	200,000 000	100 000	200,005 25	100 491	200,982 00	976 75	LT
FHLMC SER 2005-1 CL 1-A-18 RATE 05 2500% MATURES 02/25/35 CURRENT PAR VALUE 225,000 ACCRUED INTEREST $918 74 EAI $11,813 Current yield 5 89%	Jan 26, 05	125,000 000	99 125	123,911 50	89 200	111,500 00	-12,411 50	LT
	Feb 02, 05	100,000 000	99 250	99,255 25	89 200	89,200 00	-10,055 25	LT
Security total		225,000 000		223,166 75		200,700 00	-22,466 75	

continued next page

UBS

Your assets not enrolled in PACE › **Fixed income** › **Asset backed securities** (continued)

Holding	Trade date	Total face value at maturity ($)	Purchase price($)	Adjusted cost basis ($)	Price on Feb 29 ($)	Value on Feb 29 ($)	Unrealized gain or loss ($)	Holding period
CMSI SER 2005-1 CL IA-3 RATE 05 2500% MATURES 02/25/35 CURRENT PAR VALUE 100,000 ACCRUED INTEREST $408 33 EAI $5,250 Current yield 6 27%	Feb 02, 05	100,000 000	99 125	99,130 25	83 753	83,753 00	-15,377 25	LT
CMSI SER 2005-1 CL IA-12 RATE 05 0000% MATURES 02/25/35 CURRENT PAR VALUE 400,000 ACCRUED INTEREST $1,555 52 EAI $20,000 Current yield 6 77%	Mar 02, 05	150,000 000	96 125	144,192 75	73 862	110,793 00	-33,399 75	LT
	Jun 08, 05	250,000 000	97 875	244,692 75	73 862	184,655 00	-60,037 75	LT
Security total		400,000 000		388,885 50		295,448 00	-93,437 50	
GNMA POOL 2005-69W RATE 5 0000% MATURES 05/18/35 CURRENT PAR VALUE 200,000 ACCRUED INTEREST $777 76 EAI $10,000 Current yield 5 30%	Oct 18, 05	200,000 000	96 625	193,255 25	94 427	188,854 00	-4,401 25	LT
GNMA POOL 2005-51M RATE 5 0000% MATURES 06/20/35 CURRENT PAR VALUE 200,000 ACCRUED INTEREST $777 76 EAI $10,000 Current yield 5 26%	Jun 29, 05	200,000 000	101 000	202,005 25	95 140	190,280 00	-11,725 25	LT
GNMA POOL 2005-93B RATE 5 5000% MATURES 06/20/35 CURRENT PAR VALUE 60,000 ACCRUED INTEREST $256 66 EAI $3,300 Current yield 5 51%	Feb 03, 06	60,000 000	99 750	59,852 86	99 897	59,938 20	85 34	LT
GNR 2005-48 CY RATE 05.0000% MATURES 06/20/35 CURRENT PAR VALUE 300,000 ACCRUED INTEREST $1,166 64 EAI $15,000 Current yield 5 31%	Jan 05, 06	300,000 000	96 250	288,755 25	94 136	282,408 00	-6,347 25	LT

continued next page

Your assets not enrolled in PACE › Fixed income › Asset backed securities (continued)

Holding	Trade date	Total face value at maturity ($)	Purchase price($)	Adjusted cost basis ($)	Price on Feb 29 ($)	Value on Feb 29 ($)	Unrealized gain or loss ($)	Holding period
GNR 2006-1 LB RATE 06 0000% MATURES 06/20/35 CURRENT PAR VALUE 188,690 ACCRUED INTEREST $880 54 EAI $11,321 Current yield 5 82%	May 11, 06	200,000 000	100 375	189,403 04	103 087	194,514 80	5,111 76	LT
GNR 2005-81 LH RATE 05 0000% MATURES 06/20/35 CURRENT PAR VALUE 210,000 ACCRUED INTEREST $816 64 EAI $10,500 Current yield 5 21%	Feb 14, 06	210,000 000	94 500	198,455 25	95 941	201,476 10	3,020 85	LT
GNR 2005-81 LG RATE 05 0000% MATURES 06/20/35 CURRENT PAR VALUE 175,000 ACCRUED INTEREST $680 54 EAI $8,750 Current yield 5 15%	Feb 22, 06	175,000 000	96 125	168,224 00	97 052	169,841 00	1,617 00	LT
GNMA POOL 2005-51D RATE 5 0000% MATURES 07/20/35 CURRENT PAR VALUE 750,000 ACCRUED INTEREST $2,916 60 EAI $37,500 Current yield 5 30%	Jul 07, 05	250,000 000	100 625	251,567 75	94 399	235,997 50	-15,570 25	LT
	Jul 18, 05	250,000 000	99 625	249,067 75	94 399	235,997 50	-13,070 25	LT
	Aug 02, 05	250,000 000	98 375	245,942 75	94 399	235,997 50	-9,945 25	LT
Security total		750,000 000		746,578 25		707,992 50	-38,585 75	
FNMA POOL 05-68G RATE 5 0000% MATURES 07/25/35 CURRENT PAR VALUE 250,000 ACCRUED INTEREST $972 20 EAI $12,500 Current yield 5 28%	Jul 15, 05	250,000 000	99 625	249,067 75	94 720	236,800 00	-12,267 75	LT
FNMA POOL 05-68B RATE 5 2500% MATURES 08/25/35 CURRENT PAR VALUE 250,000 ACCRUED INTEREST $1,020 82 EAI $13,125 Current yield 5 48%	Jul 15, 05	250,000 000	100 000	250,005 25	95 763	239,407 50	-10,597 75	LT

continued next page

UBS

Your assets not enrolled in PACE › **Fixed income** › **Asset backed securities** (continued)

Holding	Trade date	Total face value at maturity ($)	Purchase price($)	Adjusted cost basis ($)	Price on Feb 29 ($)	Value on Feb 29 ($)	Unrealized gain or loss ($)	Holding period
GNMA POOL 2006-14G RATE 6 0000% MATURES 09/20/35 CURRENT PAR VALUE 222,000 ACCRUED INTEREST $1,035 98								
EAI $13,320 Current yield 5 99%	May 02, 06	200,000 000	100 125	200,255 25	100 206	200,412 00	156 75	LT
	Jun 21, 06	22,000 000	99 750	21,950 25	100 206	22,045 32	95 07	LT
Security total		222,000 000		222,205 50		222,457 32	251 82	
GNMA POOL 2006-34C RATE 6 0000% MATURES 11/20/35 CURRENT PAR VALUE 300,000 ACCRUED INTEREST $1,399 98								
EAI $18,000 Current yield 5 97%	Jun 29, 06	200,000 000	99 375	198,755 25	100 498	200,996 00	2,240 75	LT
	Jul 13, 06	100,000 000	100 000	100,005 25	100 498	100,498 00	492 75	LT
Security total		300,000 000		298,760 50		301,494 00	2,733 50	
FNR 2005-123 LX RATE 06 0000% MATURES 01/25/36 CURRENT PAR VALUE 105,000 ACCRUED INTEREST $489 99								
EAI $6,300 Current yield 6 12%	Oct 19, 06	105,000 000	100 000	105,005 25	98 000	102,900 00	-2,105 25	LT
FHR 3133 ME RATE 06 0000% MATURES 03/15/36 CURRENT PAR VALUE 200,000 ACCRUED INTEREST $933 32								
EAI $12,000 Current yield 6 13%	Apr 11, 06	200,000 000	99 125	198,255 25	97 922	195,844 00	-2,411 25	LT
GNR 2006-17 TW RATE 06 0000% MATURES 04/20/36 CURRENT PAR VALUE 300,000 ACCRUED INTEREST $1,399 98								
EAI $18,000 Current yield 5 89%	Jul 14, 06	300,000 000	98 875	296,630 25	101 850	305,550 00	8,919 75	LT
GNR 2006-023 CE RATE 06 0000% MATURES 05/20/36 CURRENT PAR VALUE 200,000 ACCRUED INTEREST $933 32								
EAI $12,000 Current yield 6 08%	Jul 26, 06	200,000 000	99 875	199,755 25	98 633	197,266 00	-2,489 25	LT

continued next page

Your assets not enrolled in PACE › **Fixed income** › **Asset backed securities** (continued)

Holding	Trade date	Total face value at maturity ($)	Purchase price($)	Adjusted cost basis ($)	Price on Feb 29 ($)	Value on Feb 29 ($)	Unrealized gain or loss ($)	Holding period
GNMA POOL 2006-27W RATE 6 0000% MATURES 06/20/36 CURRENT PAR VALUE 14,000 ACCRUED INTEREST $65 33 EAI $840 Current yield 6 01%	Jun 02, 06	14,000 000	100 000	14,005 25	99 841	13,977 74	-27 51	LT
GNR 2006-029 CB RATE 06 2500% MATURES 06/20/36 CURRENT PAR VALUE 103,460 ACCRUED INTEREST $502 92 EAI $6,466 Current yield 6 25%	Jun 28, 06	200,000 000	100 375	69,237 23	100 011	68,981 00	-256 23	LT
	Jul 19, 06	100,000 000	100 125	34,535 02	100 011	34,490 50	-44 52	LT
Security total		300,000 000		103,772 25		103,471 38	-300 75	
GNMA POOL 2006-28A RATE 6 0000% MATURES 06/20/36 CURRENT PAR VALUE 300,000 ACCRUED INTEREST $1,399 98 EAI $18,000 Current yield 6 12%	Jun 23, 06	75,000 000	99 250	74,442 75	97 999	73,499 25	-943 50	LT
	Jun 28, 06	200,000 000	98 500	197,005 25	97 999	195,998 00	-1,007 25	LT
	Jul 13, 06	25,000 000	98 625	24,661 50	97 999	24,499 75	-161 75	LT
Security total		300,000 000		296,109 50		293,997 00	-2,112 50	
FHR 3189 LB RATE 06 0000% MATURES 07/15/36 CURRENT PAR VALUE 65,000 ACCRUED INTEREST $303 32 EAI $3,900 Current yield 6 12%	Sep 26, 06	65,000 000	100 625	65,411 50	98 042	63,727 30	-1,684 20	LT
GNMA POOL 2006-35G RATE 6 0000% MATURES 07/20/36 CURRENT PAR VALUE 300,000 ACCRUED INTEREST $1,399 98 EAI $18,000 Current yield 6 00%	Jul 13, 06	300,000 000	98 750	296,255 25	100 026	300,078 00	3,822 75	LT
FNR 2006-033 GK RATE 06 0000% MATURES 07/20/36 CURRENT PAR VALUE 175,000 ACCRUED INTEREST $816 65 EAI $10,500 Current yield 6 16%	Jul 14, 06	175,000 000	100 000	175,005 25	97 475	170,581 25	-4,424 00	LT

continued next page

Your assets not enrolled in PACE › Fixed income › Asset backed securities (continued)

Holding	Trade date	Total face value at maturity ($)	Purchase price($)	Adjusted cost basis ($)	Price on Feb 29 ($)	Value on Feb 29 ($)	Unrealized gain or loss ($)	Holding period
GNR 2006-34 CD RATE 06 0000% MATURES 07/20/36 CURRENT PAR VALUE 300,000 ACCRUED INTEREST $1,399 98 EAI $18,000 Current yield 6 14%	Aug 09, 06	300,000 000	100 375	301,130 25	97 773	293,319 00	-7,811 25	LT
GNR 2006-38 DG RATE 06 0000% MATURES 08/20/36 CURRENT PAR VALUE 200,000 ACCRUED INTEREST $933 32 EAI $12,000 Current yield 5 92%	Jul 26, 06	200,000 000	99 500	199,005 25	101 279	202,558 00	3,552 75	LT
GNR 2006-38 DH RATE 06 0000% MATURES 08/20/36 CURRENT PAR VALUE 300,000 ACCRUED INTEREST $1,399 98 EAI $18,000 Current yield 6 00%	Aug 02, 06	300,000 000	99 875	299,630 25	100 079	300,237 00	606 75	LT
Total		**$9,172,000.000**		**$8,081,910.51**		**$7,850,990.66**	**-$231,097.85**	

Total accrued interest $35,190.68

Total estimated annual income: $452,459

Preferred securities

Holding	Trade date	Number of shares	Purchase price per share ($)	Cost basis ($)	Price per share on Feb 29 ($)	Value on Feb 29 ($)	Unrealized gain or loss ($)	Holding period
AEGON NV SHS SPON ADR 6 375% PREFERRED CALLABLE 6/15/15 Symbol AEH Exchange NYSE EAI $9,564 Current yield 7 05%	May 26, 05	6,000 000	25 000	150,000 00	22 620	135,720 00	-14,280 00	LT
AMBAC FINL GROUP INC 5 950% DUE 2/28/03 CALLABLE 2/28/08@25 00 Symbol AKF Exchange NYSE EAI $5,952 Current yield 8 68%	Feb 26, 03	4,000 000	25 000	100,000 00	17 148	68,592 00	-31,408 00	LT
BAC CAP TRUST 6 2500% DUE 03/29/55 CALL 03/29/11@25 00 Symbol BACPRB Exchange NYSE EAI $9,378 Current yield 6 58%	Mar 22, 06	6,000 000	25 000	150,000 00	23 770	142,620 00	-7,380 00	LT

continued next page

Your assets not enrolled in PACE › Fixed income › Preferred securities (continued)

Holding	Trade date	Number of shares	Purchase price per share ($)	Cost basis ($)	Price per share on Feb 29 ($)	Value on Feb 29 ($)	Unrealized gain or loss ($)	Holding period
BAC CAP TRUST IV 5 8750% DUE 05/03/2033 CALLABLE 05/01/08@$25 00 Symbol BACPRU Exchange NYSE EAI $5,876 Current yield 6 64%	Apr 24, 03	3,000 000	25 000	75,000 00	22 120	66,360 00	-8,640 00	LT
	Apr 30, 03	1,000 000	25 000	25,000 00	22 120	22,120 00	-2,880 00	LT
Security total		4,000 000		100,000 00		88,480 00	-11,520 00	
BAC CAPITAL TRUST VIII 6 00% TRUST PFD DUE 08/28/35 Symbol BACPRZ Exchange NYSE EAI $3,750 Current yield 6 68%	Aug 18, 05	2,500 000	25 000	62,500 00	22 460	56,150 00	-6,350 00	LT
CITIGROUP CAPITAL XIX 7.250% DUE 08/15/67 CALLABLE Symbol CPRF Exchange NYSE EAI $3,989 Current yield 7 26%	Aug 9, 07	2,200 000	25 000	55,000 00	24 980	54,956 00	-44 00	ST
CITIGROUP CAPITAL 6 8750% DUE 06/30/66 CALLABLE 06/30/11@25 00 Symbol CPRO Exchange NYSE EAI $6,876 Current yield 7 16%	Jun 27, 06	4,000 000	25 000	100,000 00	24 020	96,080 00	-3,920 00	LT
CITIGROUP CAPITAL XV 6 500% DUE 09/15/2066 Symbol CPRU Exchange NYSE EAI $3,250 Current yield 7 02%	Sep 8, 06	2,000 000	25 000	50,000 00	23 160	46,320 00	-3,680 00	LT
FIFTH THIRD CAP TRUST VI 7 25% DUE 11/15/2067 CALLABLE Symbol FTBPRB Exchange OTC EAI $5,802 Current yield 7 57%	Oct 25, 07	3,200 000	25 000	80,000 00	23 950	76,640 00	-3,360 00	ST

continued next page

UBS

Your assets not enrolled in PACE › **Fixed income** › **Preferred securities** (continued)

Holding	Trade date	Number of shares	Purchase price per share ($)	Cost basis ($)	Price per share on Feb 29 ($)	Value on Feb 29 ($)	Unrealized gain or loss ($)	Holding period
GEORGIA POWER 5 7% SERIES X CALLABLE 1/20/10 PFD Symbol GAH Exchange NYSE EAI $5,700 Current yield 5 63%	Jan 18, 05	4,000 000	25 000	100,000 00	25 319	101,276 00	1,276 00	LT
GENERAL ELEC CAP CORP 6 10% PUBLIC INCOME NTS DUE 11/15/32 CALLABLE Symbol GEC Exchange NYSE EAI $6,100 Current yield 6 11%	Nov 1, 02	4,000 000	25 000	100,000 00	24 950	99,800 00	-200 00	LT
GENERAL ELEC CAP CORP 5 7/8% SENIOR NOTES DUE 02/18/33 CALLABLE Symbol GED Exchange NYSE EAI $4,407 Current yield 6 01%	Feb 14, 03	3,000 000	25 000	75,000 00	24 450	73,350 00	-1,650 00	LT
GENL ELEC CAP SERIES A 6 45% DUE 6/15/46 CALL 6/15/11@25 00 Symbol GER Exchange NYSE EAI $4,839 Current yield 6 06%	Jun 9, 06	3,000 000	25 000	75,000 00	26 600	79,800 00	4,800 00	LT
GENERAL MOTORS CORP 7 2500% SENIOR NOTES DUE 04/15/41 CALLABLE Symbol GMW Exchange NYSE EAI $7,252 Current yield 10 79%	Apr 24, 01	4,000 000	25 000	100,000 00	16 800	67,200 00	-32,800 00	LT
GMAC LLC 7 3750% SENIOR NOTES DUE 12/16/44 CALLABLE Symbol GOM Exchange NYSE EAI $1,475 Current yield 11 11%	Dec 8, 04	800 000	25 000	20,000 00	16 600	13,280 00	-6,720 00	LT
GOLDMAN SACHS GROUP SER B 6 200% PREFERRED CLBL PAR VALUE - 25 00 USD Symbol GSPRB Exchange OTC EAI $6,200 Current yield 6 51%	Oct 24, 05	4,000 000	25 000	100,000 00	23 820	95,280 00	-4,720 00	LT

continued next page

Your assets not enrolled in PACE › **Fixed income** › **Preferred securities** (continued)

Holding	Trade date	Number of shares	Purchase price per share ($)	Cost basis ($)	Price per share on Feb 29 ($)	Value on Feb 29 ($)	Unrealized gain or loss ($)	Holding period
CABCO GOLDMAN SACHS 6 0000% DUE 02/15/34 CALLABLE Symbol GYA Exchange NYSE EAI $5,100 Current yield 6 49%	Mar 2, 04	3,400 000	25 000	85,000 00	23 120	78,608 00	-6,392 00	LT
HSBC HOLDINGS PLC SER A 6 20% PREFERRED CLBL PAR VALUE - 25 00 USD Symbol HBCPRA Exchange OTC EAI $9,765 Current yield 6 86%	Sep 16, 05	6,300 000	25 000	157,500 00	22 580	142,254 00	-15,246 00	LT
JP MORGAN CHASE CAP XIX 6 6250% DUE 09/29/36 CALLABLE Symbol JPMPRS Exchange NYSE EAI $6,624 Current yield 6 73%	Sep 22, 06	4,000 000	25 000	100,000 00	24 600	98,400 00	-1,600 00	LT
JPM CHASE XIV CAP 6 2% DUE 10/15/34 CLBL 10/15/09@$25 00 Symbol JPMPRY Exchange NYSE EAI $6,200 Current yield 6.65%	Sep 23, 04	4,000 000	25 000	100,000 00	23 300	93,200 00	-6,800 00	LT
LEHMAN CAP TRUST VI 6 24% CALLABLE PFD Symbol LEHPRN Exchange NYSE EAI $3,432 Current yield 6 84%	Jan 5, 05	2,200 000	25 000	55,000 00	22 820	50,204 00	-4,796 00	LT
MERRILL LYNCH PFD CAP TR III ORIG 7 00% CALLABLE Symbol MERPRD Exchange NYSE EAI $2,275 Current yield 7 22%	Jan 12, 98	1,300 000	25 000	32,500 00	24 250	31,525 00	-975 00	LT
MERRILL LYNCH CAPITAL V TR ORIG 7 28% PREFERRED Symbol MERPRF Exchange NYSE EAI $7,280 Current yield 7 40%	Oct 28, 98	2,000 000	25 000	50,000 00	24 600	49,200 00	-800 00	LT
	Oct 29, 98	2,000 000	25 000	50,000 00	24 600	49,200 00	-800 00	LT
Security total		4,000 000		100,000 00		98,400 00	-1,600 00	

continued next page

Your assets not enrolled in PACE › **Fixed income** › **Preferred securities** (continued)

Holding	Trade date	Number of shares	Purchase price per share ($)	Cost basis ($)	Price per share on Feb 29 ($)	Value on Feb 29 ($)	Unrealized gain or loss ($)	Holding period
MERRILL LYNCH CAP TR III 7 375% DUE 09/15/62 CALLABLE Symbol MERPRP Exchange NYSE EAI $7,376 Current yield 7 37%	Aug 17, 07	4,000 000	25 000	100,000 00	25 030	100,120 00	120 00	ST
MORGAN STANLEY CAP TR VI 6 600% DUE 10/15/66 CALLABLE 10/15/11@25.00 Symbol MSZ Exchange NYSE EAI $2,310 Current yield 7 08%	Oct 5, 06	1,400 000	25 000	35,000 00	23 310	32,634 00	-2,366 00	LT
PUBLIC SVC CO OKLAHOMA 6 00% INSURED SR NOTES DUE 12/31/32 CALLABLE Symbol POH Exchange NYSE EAI $6,000 Current yield 6 01%	Nov 22, 02	4,000 000	25 000	100,000 00	24 960	99,840 00	-160 00	LT
ROYAL BANK OF SCOTLAND CALL PFD 6 4% 7/30/2009 $0 40 PREFERRED SPON CLBL PAR VALUE - 25 00 USD Symbol RBSPRM Exchange NYSE EAI $6,400 Current yield 6 70%	Aug 18, 04	4,000 000	25 000	100,000 00	23 880	95,520 00	-4,480 00	LT
ROYAL BK SCOTLAND GRP PLC 6 35% SER N CALL 6/30/10 SER N 6 35% PREFERRED SPON CLBL PAR VALUE - 25 00 USD Symbol RBSPRN Exchange NYSE EAI $4,446 Current yield 6 73%	May 13, 05	2,800 000	25 000	70,000 00	23 590	66,052 00	-3,948 00	LT
ROYAL BANK SCOTLAND CALL 6 25% PREFERRED SER P CLBL 12/31/10@$25 00 Symbol RBSPRP Exchange NYSE EAI $7,815 Current yield 6 67%	Oct 28, 05	5,000 000	25 000	125,000 00	23 450	117,250 00	-7,750 00	LT
ROYAL BANK OF SCOTLAND PLC SER Q 6 750% PREFERRED CLBL PAR VALUE - 25 00 USD Symbol RBSPRQ Exchange NYSE EAI $2,363 Current yield 6 78%	May 19, 06	1,400 000	25 000	35,000 00	24 890	34,846 00	-154 00	LT

continued next page

Your assets not enrolled in PACE › **Fixed income** › **Preferred securities** (continued)

Holding	Trade date	Number of shares	Purchase price per share ($)	Cost basis ($)	Price per share on Feb 29 ($)	Value on Feb 29 ($)	Unrealized gain or loss ($)	Holding period
REPSOL INTL CAPITAL LTD SER A 7 450% PREFERRED CLBL 06/08/07@$25 00 Symbol REPPRA Exchange NYSE EAI $18,620 Current yield 7 42%	Oct 16, 97	10,000 000	25 000	250,000 00	25 100	251,000 00	1,000 00	LT
ROYCE VALUE TRUST INC CUML 5 900% PREFERRED CLBL PAR VALUE - 25 00 USD Symbol RVTPRB Exchange NYSE EAI $8,850 Current yield 6 20%	Oct 7, 03	6,000 000	25 000	150,000 00	23 780	142,680 00	-7,320 00	LT
USB CAPITAL VII 5 875% DUE 08/15/35 CALLABLE 8/15/10 Symbol USBPRF Exchange NYSE EAI $14,690 Current yield 6 85%	Aug 4, 05	10,000 000	25 000	250,000 00	21 450	214,500 00	-35,500 00	LT
USB CAPITAL X 6 5000% DUE 4/12/66 CALLABLE 04/12/11 Symbol USBPRI Exchange NYSE EAI $16,250 Current yield 6 84%	Apr 10, 06	10,000 000	25 000	250,000.00	23 760	237,600 00	-12,400 00	LT
USB CAPITAL 6 600% DUE 09/15/66 CALLABLE Symbol USBPRJ Exchange NYSE EAI $6,600 Current yield 6 81%	Aug 24, 06	4,000 000	25 000	100,000 00	24 240	96,960 00	-3,040 00	LT
WELLS FARGO CAP TR VII 5 8500% DUE 5/1/33 CALL 5/2/08@25 00 Symbol WPK Exchange NYSE EAI $5,852 Current yield 6 44%	Apr 28, 03	4,000 000	25 000	100,000 00	22 700	90,800 00	-9,200 00	LT
WELLS FARGO CAP TR IV 7 000% DUE 09/01/31 CALLABLE Symbol WSF Exchange NYSE EAI $7,000 Current yield 6 98%	Aug 22, 01	4,000 000	25 000	100,000 00	25 070	100,280 00	280 00	LT

continued next page

Holding	Trade date	Number of shares	Purchase price per share ($)	Cost basis ($)	Price per share on Feb 29 ($)	Value on Feb 29 ($)	Unrealized gain or loss ($)	Holding period
Total				**$3,812,500.00**		**$3,568,217.00**	**-$244,283.00**	

Total estimated annual income. $245,658

Structured products

Structured products generally are highly illiquid Prices are estimated values obtained from third parties, issuers, general partners or sponsors Actual market value may vary and thus gains/losses may not be accurately reflected See *Important information about your statement* for more details

Holding	Trade date	Quantity	Purchase price per share($)	Cost basis ($)	Price per share on Feb 29 ($)	Value on Feb 29 ($)	Unrealized gain or loss ($)	Holding period
UBS 100% PPN-ABS RTN BAR								
S&P 500								
08/31/09								
Symbol PMTTFI Exchange OTC	Feb 26, 08	25,000 000	10 000	250,000 00	10 000	250,000 00		ST

Alternative strategies

Mutual funds

Total reinvested is the total of all reinvested dividends It does not include any cash dividends It is not a tax lot for the purposes of determining holding periods or cost basis The shares you receive each time you reinvest dividends become a separate tax lot

Cost basis is the total purchase cost of the security, including reinvested dividends The cost basis may need to be adjusted for return of capital payments in order to determine the adjusted cost basis for tax reporting purposes

Unrealized gain or loss is the difference between the current value and the cost basis The unrealized gain or loss may need to be adjusted for return of capital payments in order to determine the realized gain or loss for tax reporting purposes

Investment return is the current value minus the amount you invested It does not include any cash dividends that were not reinvested

Holding	Number of shares	Purchase price per share ($)	Client investment ($)	Cost basis ($)	Price per share on Feb 29 ($)	Value on Feb 29 ($)	Unrealized gain or loss ($)	Investment return ($)	Holding period
AXA ENTERPRISE MERGERS									
AND ACQUISITIONS C									
Trade date May 8, 07	7,930 214	12 610	100,005 25	100,005 25	10 700	84,853 28	-15,151 97		ST
Total reinvested	632 426	11 150		7,051 55	10 700	6,766 96	-284 59		
Security total	8,562 640		100,005 25	107,056 80		91,620 24	-15,436 56	-8,385 01	

Your assets not enrolled in PACE (continued)

Other

Mutual funds

Total reinvested is the total of all reinvested dividends It does not include any cash dividends It is not a tax lot for the purposes of determining holding periods or cost basis The shares you receive each time you reinvest dividends become a separate tax lot

Cost basis is the total purchase cost of the security, including reinvested dividends The cost basis may need to be adjusted for return of capital payments in order to determine the adjusted cost basis for tax reporting purposes

Unrealized gain or loss is the difference between the current value and the cost basis The unrealized gain or loss may need to be adjusted for return of capital payments in order to determine the realized gain or loss for tax reporting purposes

Investment return is the current value minus the amount you invested It does not include any cash dividends that were not reinvested

Holding	Number of shares	Purchase price per share ($)	Client investment ($)	Cost basis ($)	Price per share on Feb 29 ($)	Value on Feb 29 ($)	Unrealized gain or loss ($)	Investment return ($)	Holding period
BLACKROCK GLOBAL									
ALLOCATION FUND INC C									
Trade date May 9, 07	27,502 750	18 180	500,005 25	500,005 25	18 470	507,975 79	7,970 54		ST
Trade date Jan 9, 08	13,390 466	18 670	250,005 25	250,005 25	18 470	247,321 91	-2,683 34		ST
Total reinvested	1,894 089	18 452		34,950 80	18 470	34,983 82	33 02		
EAI $18,955 Current yield 2 40%									
Security total	42,787 305		750,010 50	784,961 30		790,281 52	5,320 22	40,271 02	
EVERGREEN ASSET									
ALLOCATION FUND CLASS C									
Trade date May 8, 07	34,106 412	14 660	500,005 25	500,005 25	13 880	473,397 00	-26,608 25		ST
Total reinvested	1,247 105	14 439		18,008 19	13 880	17,309 82	-698 37		
EAI $16,156 Current yield 3 29%									
Security total	35,353 517		500,005 25	518,013 44		490,706 81	-27,306 62	-9,298 43	
IVY ASSET STRATEGY FUND									
CLASS C									
Trade date May 8, 07	23,923 445	20 900	500,005 25	500,005 25	27 350	654,306 22	154,300 97		ST
Trade date Jan 23, 08	10,180 134	26 040	265,090 68	265,090 68	27 350	278,426 66	13,335 98		ST
Total reinvested	128 446	27 099		3,480 87	27 350	3,513 00	32 13		
Security total	34,232 025		765,095 93	768,576 80		936,245 88	167,669 08	171,149 95	
LIBERTY STREET FUND									
CLASS C									
Trade date Jan 10, 08	23,212 628	10 770	250,005 25	250,005 25	9 460	219,591 46	-30,413 79	-30,413 79	ST
THORNBURG INCOME									
BUILDER CLASS C									

continued next page

UBS

Your assets not enrolled in PACE › **Other** › **Mutual funds** (continued)

Holding	Number of shares	Purchase price per share ($)	Client investment ($)	Cost basis ($)	Price per share on Feb 29 ($)	Value on Feb 29 ($)	Unrealized gain or loss ($)	Investment return ($)	Holding period
Trade date May 8, 07	22,779 043	21 950	500,005 25	500,005 25	20 920	476,537 58	-23,467 67		ST
Trade date Jan 9, 08	11,256 191	22 210	250,005 25	250,005 25	20 920	235,479 52	-14,525 73		ST
Total reinvested	1,069 725	22 666		24,246 69	20 920	22,378 65	-1,868 04		
EAI $27,136 Current yield 3 70%									
Security total	35,104 959		750,010 50	774,257 19		734,395 74	-39,861 44	-15,614 75	
Total			**$3,015,127.43**			**$3,171,221.41**	**$75,407.45**	**$156,093.98**	

Total estimated annual income: $62,247

Availability of independent research

Independent third-party research on certain companies covered by UBS Research is available to customers of UBS in the US at no cost Customers can access this research at www ubs com/independentresearch or can call 1-877-208-5700 to request that a copy of this research be sent to them

Your total assets

		Value on Feb 29 ($)	Percentage of your account	Cost basis ($)	Estimated annual income ($)	Unrealized gain or loss ($)
Cash	**Cash and money balances**	**4,672,517.82**	**15.69%**	**4,672,517.82**		
Cash alternatives	**PACE**	**65,225.91**	**0.22%**	**65,225.91**	**2,152.00**	
Equities	PACE	2,282,176 22		2,764,155 86	349 00	-481,979 59
	Structured products	352,870 00		340,000 00		12,870 00
	Mutual funds	4,556,550 48		5,085,985 28	46,677 00	-529,434 76
	Total equities	**7,191,596.70**	**24.14%**	**8,190,141.14**	**47,026.00**	**-998,544.35**
Fixed income	PACE	235,581 97		230,483 14	15,174 00	5,098 83
	Corporate bonds and notes	2,078,348 53		2,398,102 60	153,751 00	-319,754 07
	* Asset backed securities	7,850,990 66		8,081,910 51	452,459 00	-231,097 85
	Preferred securities	3,568,217 00		3,812,500 00	245,658 00	-244,283 00
	Structured products	250,000 00		250,000 00		
	Total accrued interest	68,274 94				
	Total fixed income	**14,051,413.10**	**47.18%**	**14,772,996.25**	**867,042.00**	**-790,036.09**
Alternative strategies	PACE	540,873 76		565,690 03	3,910 00	-24,816 26
	Mutual funds	91,620 24		107,056 80		-15,436 56
	Total alternative strategies	**632,494.00**	**2.12%**	**672,746.83**	**3,910.00**	**-40,252.82**

continued next page

Your total assets (continued)

		Value on Feb 29 ($)	Percentage of your account	Cost basis ($)	Estimated annual income ($)	Unrealized gain or loss ($)
Other	Mutual funds	3,171,221.41	10.65%	3,095,813.98	62,247.00	75,407.45
Total		**$29,784,468.94**	**100.00%**	**$31,469,441.93**	**$982,377.00**	**-$1,753,425.81**

* Missing cost basis information

Account activity this month

	Date	Activity	Description	Amount ($)
Dividend and interest income				
Taxable dividends	Feb 1	Dividend	HENDERSON GLOBAL EQUITY INCOME CLASS C AS OF 01/30/08	850 37
	Feb 1	Interest	BAC CAP TRUST IV 5 8750% DUE 05/03/2033CALLABLE 05/01/08@$25 00 PAID ON 4000	1,468 76
	Feb 1	Interest	WELLS FARGO CAP TR VII 5 8500% DUE 5/1/33CALL 5/2/08@25 00PAID ON 4000	1,462 50
	Feb 11	Dividend	GOLDMAN SACHS GROUP SER B 6 200% PREFERRED CLBL PAR VALUE - 25 00 USD PAID ON 4000	1,550 00
	Feb 15	Dividend	UBS PACE MONEY MARKET INVESTMENT FUND CLASS P AS OF 02/14/08	178 30
	Feb 15	Interest	USB CAPITAL VII 5 875% DUE 08/15/35CALLABLE 8/15/10 PAID ON 10000	3,671 88
	Feb 15	Interest	CABCO GOLDMAN SACHS 6 0000% DUE 02/15/34 CALLABLE PAID ON 3400	2,550 00
	Feb 15	Interest	FIFTH THIRD CAP TRUST VI 7 25% DUE 11/15/2067 CALLABLE PAID ON 3200	1,691 66
	Feb 15	Interest	GENERAL ELEC CAP CORP 6 10% PUBLIC INCOME NTS DUE 11/15/32 CALLABLE PAID ON 4000	1,525 00
	Feb 19	Lt Cap Gain	FIDELITY ADVISOR NEW INSIGHTS FUND CLASS C LONG TERM CAPITAL GAIN	1,133 56
	Feb 20	Interest	GENERAL ELEC CAP CORP 5 7/8% SENIOR NOTES DUE 02/18/33 CALLABLE PAID ON 3000	1,101 56
	Feb 25	Dividend	RMA MONEY MKT PORTFOLIO AS OF 02/22/08	12,535 62
	Feb 25	Interest	BAC CAPITAL TRUST VIII 6 00% TRUST PFD DUE 08/25/35 PAID ON 2500	937 50
	Feb 28	Dividend	UBS PACE GLOBAL FIXED INCOME INVESTMENT FUND CLASS P AS OF 02/22/08	197 06
	Feb 28	Dividend	UBS PACE STRATEGIC FIXED INCOME INVESTMENT FUND CLASS P AS OF 02/22/08	306 09

continued next page

UBS

Account activity this month (continued)

	Date	Activity	Description	Amount ($)
Dividend and interest income (continued)				
Taxable dividends (continued)	Feb 28	Dividend	UBS PACE HIGH YIELD INVESTMENTS CLASS P AS OF 02/22/08	366 15
	Total taxable dividends			**$31,526.01**
Taxable interest	Feb 15	Interest	GENL MOTORS ACCEPT 07 125% 101517 DTD100102FC111502 CLBLE101506@100 PAID ON 100000	593 75
	Feb 15	Interest	CATERPILLR FIN NTS B/E 06 000% 081518 DTD081403FC111503 CALLABLE PAID ON 40000	600 00
	Feb 15	Interest	LEHMAN BROS HLDGS INC 05 700% 012818 DTD012803FC021503 CALLABLE PAID ON 100000	475 00
	Feb 15	Interest	LEHMAN BROS HLDGS INC 05 750% 032723 DTD040103FC041503 CALLABLE PAID ON 200000	958 33
	Feb 15	Interest	HOUSEHOLD FIN INTERNOTES 06 200% 031523 DTD030603FC041503 CALLABLE PAID ON 175000	904 17
	Feb 15	Interest	FHR 2849 LD 06 0000DUE 08/15/34 FACTOR 1 000000000000PAID ON 200000	1,000 00
	Feb 15	Interest	FHR 2874 DG 05 5000DUE 10/15/34 FACTOR 1 000000000000PAID ON 300000	1,375 00
	Feb 15	Interest	FHR 3133 ME 06 0000DUE 03/15/36 FACTOR 1 000000000000PAID ON 200000	1,000 00
	Feb 15	Interest	FHR 3189 LB 06 0000DUE 07/15/36 FACTOR 1 000000000000PAID ON 65000	325 00
	Feb 15	Interest	GNMA PL 042276X 11 0000DUE 08/15/10 FACTOR 0 000875610000PAID ON 75000	0 62
	Feb 15	Interest	GNMA PL 035696X 11 0000DUE 12/15/09 FACTOR 0 001444250000PAID ON 25000	0 35
	Feb 15	Interest	GNMA PL 305962X 08 5000DUE 05/15/21 FACTOR 0 015244090000PAID ON 25000	2 71
	Feb 15	Interest	GNMA PL 037032X 09 5000DUE 10/15/09 FACTOR 0 002122390000PAID ON 45000	0 80
	Feb 19	Interest	GNR 2004-37 B 06 0000DUE 05/17/34 FACTOR 0 923364790000PAID ON 252000 AS OF 02/17/08	1,163 44
	Feb 19	Interest	GNR 2005-69 WD 05 0000DUE 05/18/35 FACTOR 1.000000000000PAID ON 200000 AS OF 02/18/08	833 33
	Feb 20	Interest	GNMA PL 001207M 06 5000DUE 06/20/23 FACTOR 0 012935650000PAID ON 35000	2 46
	Feb 20	Interest	GNMA PL 002202M 07 0000DUE 04/20/26 FACTOR 0 029022690000PAID ON 20000	3 45

continued next page

Account activity this month (continued)

	Date	Activity	Description	Amount ($)
Dividend and interest income (continued)				
Taxable interest (continued)	Feb 20	Interest	GNMA PL 001538M 06 0000DUE 01/20/24 FACTOR 0 059574890000PAID ON 70000	22 21
	Feb 20	Interest	GNMA PL 002167M 06 5000DUE 02/20/26 FACTOR 0 030802090000PAID ON 20000	3 35
	Feb 20	Interest	GNMA PL 000321M 12.0000DUE 04/20/15 FACTOR 0 000733850000PAID ON 30000	0 22
	Feb 20	Interest	GNR 2001-56 PQ 06 0000DUE 08/20/30 FACTOR 0 118561370000PAID ON 100000	64 64
	Feb 20	Interest	GNR 2003-70 KE 06 0000DUE 08/20/33 FACTOR 0 235877560000PAID ON 129000	152 14
	Feb 20	Interest	GNR 2004-16 AE 05 5000DUE 02/20/34 FACTOR 1.000000000000PAID ON 10000	45 83
	Feb 20	Interest	GNR 2004-41 CD 06 0000DUE 06/20/34 FACTOR 0 241896300000PAID ON 100000	120 95
	Feb 20	Interest	GNMA PL 000550M 09 5000DUE 05/20/16 FACTOR 0 003267790000PAID ON 25000	0 65
	Feb 20	Interest	GNR 2005-13 NB 05 0000DUE 02/20/35 FACTOR 1 000000000000PAID ON 245000	1,020 83
	Feb 20	Interest	GNR 2005-13 BE 05 0000DUE 09/20/34 FACTOR 1 000000000000PAID ON 200000	833 33
	Feb 20	Interest	GNR 2005-51 ME 05 0000DUE 06/20/35 FACTOR 1 000000000000PAID ON 200000	833 33
	Feb 20	Interest	GNR 2005-51 DC 05 0000DUE 07/20/35 FACTOR 1 000000000000PAID ON 750000	3,125 00
	Feb 20	Interest	GNR 2004-18 WD 05 5000DUE 02/20/34 FACTOR 0 953287820000PAID ON 100000	436 92
	Feb 20	Interest	GNR 2005-94 GA 05 5000DUE 02/20/35 FACTOR 0 630935910000PAID ON 300000	887 42
	Feb 20	Interest	GNR 2005-93 BH 05 5000DUE 06/20/35 FACTOR 1 000000000000PAID ON 60000	275 00
	Feb 20	Interest	GNR 2005-48 CY 05 0000DUE 06/20/35 FACTOR 1 000000000000PAID ON 300000	1,250 00
	Feb 20	Interest	GNR 2005-92 ED 06 0000DUE 03/20/34 FACTOR 1 000000000000PAID ON 10000	50 00
	Feb 20	Interest	GNR 2006-14 GC 06 0000DUE 09/20/35 FACTOR 1 000000000000PAID ON 222000	1,110 00

continued next page

UBS

Account activity this month (continued)

	Date	Activity	Description	Amount ($)
Dividend and interest income (continued)				
Taxable interest (continued)	Feb 20	Interest	GNR 2006-27 WG 06 0000DUE 06/20/36 FACTOR 1 0000000000000PAID ON 14000	70 00
	Feb 20	Interest	GNR 2006-029 CB 06 2500DUE 06/20/36 FACTOR 0 344866670000PAID ON 300000	618 43
	Feb 20	Interest	GNR 2006-28 AK 06 0000DUE 06/20/36 FACTOR 1 0000000000000PAID ON 300000	1,500 00
	Feb 20	Interest	GNR 2006-34 CB 06 0000DUE 02/20/35 FACTOR 1 0000000000000PAID ON 200000	1,000 00
	Feb 20	Interest	GNR 2006-34 CJ 06 0000DUE 11/20/35 FACTOR 1 0000000000000PAID ON 300000	1,500 00
	Feb 20	Interest	GNR 2006-35 GC 06 0000DUE 07/20/36 FACTOR 1 0000000000000PAID ON 300000	1,500 00
	Feb 20	Interest	FNR 2006-033 GK 06 0000DUE 07/20/36 FACTOR 1 0000000000000PAID ON 175000	875 00
	Feb 20	Interest	GNR 2006-17 TW 06 0000DUE 04/20/36 FACTOR 1 0000000000000PAID ON 300000	1,500 00
	Feb 20	Interest	GNR 2006-023 CE 06 0000DUE 05/20/36 FACTOR 1 0000000000000PAID ON 200000	1,000 00
	Feb 20	Interest	GNR 2006-38 DG 06 0000DUE 08/20/36 FACTOR 1 0000000000000PAID ON 200000	1,000 00
	Feb 20	Interest	GNR 2006-38 DH 06 0000DUE 08/20/36 FACTOR 1 0000000000000PAID ON 300000	1,500 00
	Feb 20	Interest	GNR 2006-34 CD 06 0000DUE 07/20/36 FACTOR 1 0000000000000PAID ON 300000	1,500 00
	Feb 20	Interest	GNMA PL 001399M 09 5000DUE 05/20/20 FACTOR 0 001592950000PAID ON 25000	0 32
	Feb 20	Interest	GNMA PL 285163C 09 0000DUE 06/20/20 FACTOR 0 053869470000PAID ON 30000	12 17
	Feb 21	Interest	GNR 2006-1 LB 06 0000DUE 06/20/35 FACTOR 0 943451100000PAID ON 200000 AS OF 02/20/08	943 45
	Feb 21	Interest	GNR 2005-81 LH 05 0000DUE 06/20/35 FACTOR 1 0000000000000PAID ON 210000 AS OF 02/20/08	875 00
	Feb 21	Interest	GNR 2005-81 LG 05 0000DUE 06/20/35 FACTOR 1 0000000000000PAID ON 175000 AS OF 02/20/08	729 17
	Feb 25	Interest	FHLMC 2005-1 1-A-18 DUE 02/25/35 05 2500FACTOR 1 000000000000 PAID ON 225000	984 38
	Feb 25	Interest	CMSI 2005-1 IA-3 DUE 02/25/35 05 2500FACTOR 1 0000000000000PAID ON 100000	437 50

continued next page

Account activity this month (continued)

	Date	Activity	Description	Amount ($)
Dividend and interest income (continued)				
Taxable interest (continued)	Feb 25	Interest	CMSI 2005-1 IA-12DUE 02/25/35 05 0000FACTOR 1 000000000000PAID ON 400000	1,666 67
	Feb 25	Interest	LEHMAN BROS HLDGS INC 05 750% 112523 DTD112503FC122503 NTS CALLABLE PAID ON 150000	718 75
	Feb 25	Interest	FNR 2005-68 GC 05 0000DUE 07/25/35 FACTOR 1 000000000000PAID ON 250000	1,041 67
	Feb 25	Interest	FNR 2005-68 BE 05 2500DUE 08/25/35 FACTOR 1 000000000000PAID ON 250000	1,093 75
	Feb 25	Interest	FNR 2005-123 LX 06 0000DUE 01/25/36 FACTOR 1 000000000000PAID ON 105000	525 00
	Total taxable interest			**$42,061.49**
	Total dividend and interest income			**$73,587.50**

Security transactions

For more information about the price/value shown for restricted securities, see *Important information about your statement* on the last two pages

Date	Activity	Description	Quantity	Value ($)	Price ($)	Proceeds from securities transactions ($)	Funds withdrawn for securities bought ($)	Accrued interest ($)
Feb 1	Reinvestment	HENDERSON GLOBAL EQUITY INCOME CLASS C DIVIDEND REINVESTED AT 10 03 NAV ON 01/30/08 AS OF 01/30/08	84 783				-850 37	
Feb 15	Reinvestment	UBS PACE MONEY MARKET INVESTMENT FUND CLASS P DIVIDEND REINVESTED AT 1 00 NAV ON 02/14/08 AS OF 02/14/08	178 300				-178 30	
Feb 15	Return Of Principal	GNMA PL 042276X 11 0000 DUE 08/15/10 FACTOR 0 000875610000 PAID ON 75000				1 95		
Feb 15	Return Of Principal	GNMA PL 035696X 11 0000 DUE 12/15/09 FACTOR 0 001444250000 PAID ON 25000				1 56		
Feb 15	Return Of Principal	GNMA PL 305962X 08 5000 DUE 05/15/21 FACTOR 0 015244090000 PAID ON 25000				1 31		
Feb 15	Return Of Principal	GNMA PL 037032X 09 5000 DUE 10/15/09 FACTOR 0 002122390000 PAID ON 45000				5 93		
Feb 19	Reinvestment	FIDELITY ADVISOR NEW INSIGHTS FUND CLASS C LT CAP GAINS REINVESTED AT 18 86 NAV ON 02/15/08	60 104				-1,133 56	

continued next page

UBS

Account activity this month (continued)

Security transactions (continued)

Date	Activity	Description	Quantity	Value ($)	Price ($)	Proceeds from securities transactions ($)	Funds withdrawn for securities bought ($)	Accrued interest ($)
Feb 20	Return Of Principal	GNMA PL 001207M 06 5000 DUE 06/20/23 FACTOR 0 012935650000 PAID ON 35000				1 40		
Feb 20	Return Of Principal	GNMA PL 002202M 07 0000 DUE 04/20/26 FACTOR 0 029022690000 PAID ON 20000				11 42		
Feb 20	Return Of Principal	GNMA PL 001538M 06.0000 DUE 01/20/24 FACTOR 0 059574890000 PAID ON 70000				272 64		
Feb 20	Return Of Principal	GNMA PL 002167M 06 5000 DUE 02/20/26 FACTOR 0 030802090000 PAID ON 20000				1 93		
Feb 20	Return Of Principal	GNMA PL 000321M 12 0000 DUE 04/20/15 FACTOR 0 000733850000 PAID ON 30000				0 16		
Feb 20	Return Of Principal	GNR 2001-56 PQ 06 0000 DUE 08/20/30 FACTOR 0 118561370000 PAID ON 100000				1,071 98		
Feb 20	Return Of Principal	GNMA PL 000550M 09 5000 DUE 05/20/16 FACTOR 0 003267790000 PAID ON 25000				0 60		
Feb 20	Return Of Principal	GNR 2005-94 GA 05 5000 DUE 02/20/35 FACTOR 0 630935910000 PAID ON 300000				4,337 15		
Feb 20	Return Of Principal	GNR 2006-029 CB 06 2500 DUE 06/20/36 FACTOR 0 344866670000 PAID ON 300000				15,278 65		
Feb 20	Return Of Principal	GNMA PL 001399M 09 5000 DUE 05/20/20 FACTOR 0 001592950000 PAID ON 25000				0 14		
Feb 20	Return Of Principal	GNMA PL 285163C 09 0000 DUE 06/20/20 FACTOR 0 053869470000 PAID ON 30000				5.96		
Feb 28	Reinvestment	UBS PACE GLOBAL FIXED INCOME INVESTMENT FUND CLASS P DIVIDEND REINVESTED AT 11 79 NAV ON 02/22/08 AS OF 02/22/08	16 714				-197 06	
Feb 28	Reinvestment	UBS PACE STRATEGIC FIXED INCOME INVESTMENT FUND CLASS P DIVIDEND REINVESTED AT 14 14 NAV ON 02/22/08 AS OF 02/22/08	21 647				-306 09	
Feb 28	Reinvestment	UBS PACE HIGH YIELD INVESTMENTS CLASS P DIVIDEND REINVESTED AT 9 36 NAV ON 02/22/08 AS OF 02/22/08	39 119				-366 15	
Feb 29	Bought	LB RTN OPTMZ SEC-PP S&P 500 08/31/2009 RETURN VARIES WITH INDEX	25,000 000		10 0000000		-250,000 00	

continued next page

Account activity this month (continued)

Security transactions (continued)

Date	Activity	Description	Quantity	Value ($)	Price ($)	Proceeds from securities transactions ($)	Funds withdrawn for securities bought ($)	Accrued interest ($)
Feb 29	Bought	UBS 100% PPN-ABS RTN BAR S&P 500 08/31/09 RETURN VARIES WITH INDEX	25,000 000		10 0000000		-250,000 00	
Total						**$20,992.78**	**-$503,031.53**	

	Date	Activity	Description	Amount ($)
Money balance activities	**Jan 31**	**Balance forward**		**$5,080,969.07**
	Feb 4	Bought	RMA MONEY MKT PORTFOLIO	2,931 26
	Feb 12	Bought	RMA MONEY MKT PORTFOLIO	1,550 00
	Feb 19	Bought	RMA MONEY MKT. PORTFOLIO	16,685 02
	Feb 20	Bought	RMA MONEY MKT PORTFOLIO	1,996 77
	Feb 21	Bought	RMA MONEY MKT PORTFOLIO	45,897 24
	Feb 22	Bought	RMA MONEY MKT PORTFOLIO	2,547 62
	Feb 25	Bought	RMA MONEY MKT PORTFOLIO AS OF 02/22/08	12,535 62
	Feb 26	Bought	RMA MONEY MKT PORTFOLIO	7,405 22
	Feb 29	Sold	RMA MONEY MKT PORTFOLIO	-500,000 00
	Feb 29	**Closing RMA Money Mkt. Portfolio**		**$4,672,517.82**

The RMA Money Market Portfolio is your primary sweep option

PAGE 03/16
CS KANSAS CITY LEUI
9738275799
07/07/2010 13:13

UBS

UBS Financial Services Inc.
590 MADISON AVENUE
23RD FLOOR
NEW YORK, NY 10022-2526

CPP1000407757 0208 X1 UT 0

Business Services Account

Private Wealth Solutions

February 2008

UT - 4800

MORTIMER LEVITT FNDTN INC
ATTN: KATHY EBERLY
C/O LEVITT PROPERTIES
100 QUARRY RD, STE 2
HAMBURG NJ 07419-1339

Account name: MORTIMER LEVITT FNDTN INC
Friendly account name: BSA UBS - MLF
Account number: UT 04800 GA
Universal ID: 7112244100M

Your Financial Advisor:
ABOUDY/GOLDSTEIN FINANCIAL GRP
Phone: 212-333-8800/800-223-0170

Questions about your statement?
Call your Financial Advisor or the ResourceLine at 800-762-1000, account 025004800.

Visit our website:
www.ubs.com/financialservices

Value of your account

	on January 31 ($)	on February 29 ($)
Your assets	9,729,978.34	9,394,719.33
Your liabilities	0.00	0.00
Value of your account	**$9,729,978.34**	**$9,394,719.33**

Tracking the value of your account

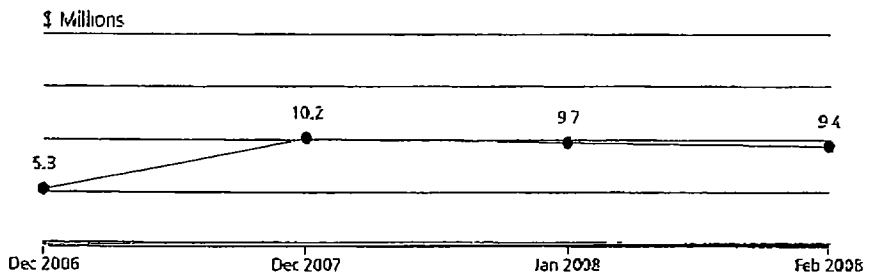

Sources of your account growth during 2008

Value of your account at year end 2007	$10,164,061.09
Net amount you invested	-$38,462.09
Your investment return	
Dividend and interest income	$46,111.64
Change in value of outside assets and accruals	-$663.69
Change in market value	-$776,327.62
Value of your account on Feb 29, 2008	**$9,394,719.33**

PAGE 04/16
CS KANSAS CITY LEUI
9738275799
07/07/2010 13:13

UBS

Your account balance sheet

Summary of your assets

		Value on February 29 ($)	Percentage of your account
A	Cash and money balances	443,531.95	4.72%
B	Cash alternatives	0.00	0.00%
C	Equities	8,004,088.67	85.20%
D	Fixed income	947,098.71	10.08%
E	Alternative strategies	0.00	0.00%
F	Broad commodities	0.00	0.00%
G	Real estate	0.00	0.00%
H	Other	0.00	0.00%
Total assets		**$9,394,719.33**	**100.00%**

Value of your account **$9,394,719.33**

Your current asset allocation



Eye on the markets

Index	Percentage change February 2008	Year to date
S&P 500	-3.25%	-9.05%
Russell 3000	-3.11%	-8.98%
MSCI - Europe, Australia & Far East	1.46%	-7.90%
Lehman Brothers Aggregate Bond Index	-0.26%	0.76%

Interest rates on February 29, 2008

3-month Treasury bills 1.79%

One-month LIBOR 3.11%

PAGE 05/16
CS KANSAS CITY LEUI
9738275799
07/07/2010 13:13

Account name: MORTIMER LEVITT FNDTN INC
Friendly account name: BSA UBS - MLF
Account number: UT 04800 GA

Your Financial Advisor:
ABOUDI/GOLDSTEIN FINANCIAL GRP
212-333-8800/800-223-0170

Change in the value of your account

	February 2008 ($)	Year to date ($)
Opening account value	**$9,729,978.34**	**$10,164,061.09**
Withdrawals and fees, including securities transferred out	-131.92	-38,462.09
Dividend and interest income	13,854.79	46,111.64
Change in value of outside assets/accruals	137.76	-663.69
Change in market value	-349,119.64	-776,327.62
Closing account value	**$9,394,719.33**	**$9,394,719.33**

Dividend and interest income earned

	February 2008 ($)	Year to date ($)
Taxable dividends	12,798.54	42,664.91
Taxable interest	1,056.25	3,446.73
Total	**$13,854.79**	**$46,111.64**

Summary of gains and losses

Values reported below exclude gains and losses from security tax lots that have been averaged due to dividend reinvestments and products for which gains and losses are not calculated, such as zero coupon investments.

	Realized gains and losses		Unrealized
	February 2008 ($)	Year to date ($)	gains and losses ($)
Short term	5,853.39	-460.34	-645,989.73
Long term	750.70	16,689.94	-244,999.86
Total	**$6,604.09**	**$16,229.60**	**-$890,989.59**

Cash activity summary

See the section *Account activity this month* for details. UBS Bank USA deposit account balances are included in the *opening and closing balances* value, are insured by the FDIC within applicable limits, but are not protected by SIPC. See *Important information about your statement* on the last two pages of this statement for details about those balances.

	February 2008 ($)	Year to date ($)
Opening balances	**$471,397.17**	**$867,101.39**
Additions		
Dividend and interest income	13,854.79	46,111.64
Proceeds from security transactions	111,525.11	803,474.67
Total additions	**$125,379.90**	**$849,586.31**
Subtractions		
Professional management fees and related services	0.00	-38,224.81
Fees	-5.12	-6.33
Other funds debited	-126.80	-230.95
Funds withdrawn for securities bought	-153,113.20	-1,234,693.66
Total subtractions	**-$153,245.12**	**-$1,273,155.75**
Net cash flow	**-$27,865.22**	**-$423,569.44**
Closing balances	**$443,531.95**	**$443,531.95**

Withholdings and tax summary

	February 2008 ($)	Year to date ($)
Foreign taxes paid	-126.80	-230.95

PAGE 06/16
CS KANSAS CITY LEUI
9738275799
07/07/2010 13:13

UT - 4920

UBS

UBS Financial Services Inc
590 MADISON AVENUE
23RD FLOOR
NEW YORK, NY 10022-2526

CPP1000407845 0208 X1 UT 0

Business Services Account
ACCESS
February 2008

MORTIMER LEVITT FNDTN INC
ATTN KATHY EBERLY
C/O LEVITT PROPERTIES
100 QUARRY RD, STE 2
HAMBURG NJ 07419-1339

Account name: MORTIMER LEVITT FNDTN INC
Friendly account name: BSA, ACCESS-MLF
Account number: UT 04920 GA
Universal ID: 3314444100M

Your Financial Advisor:
ABOUDI/GOLDSTEIN FINANCIAL GRP
Phone 212-333-8800/800-223-0170

Questions about your statement?
Call your Financial Advisor or the ResourceLine at 800-762-1000, account 025004920.

Visit our website:
www.ubs.com/financialservices

Value of your account

	on January 31 ($)	on February 29 ($)
Your assets	2,155,801.67	2,128,975.57
Your liabilities	0.00	0.00
Value of your account	**$2,155,801.67**	**$2,128,975.57**

Tracking the value of your account

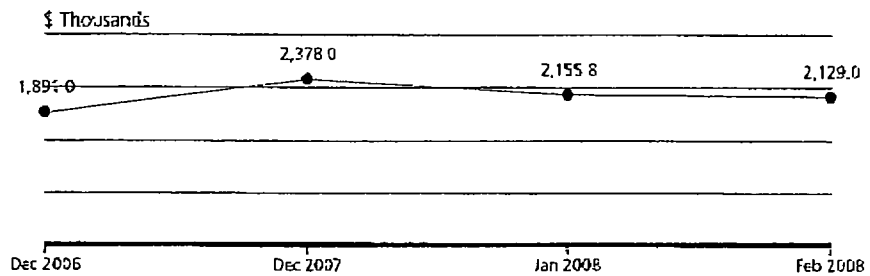

Sources of your account growth during 2008

Value of your account at year end 2007	$2,378,014.28
Net amount you invested	-$9,833.03
Your investment return	
Dividend and interest income	$1,734.24
Change in market value	-$240,939.92
Value of your account on Feb 29, 2008	**$2,128,975.57**

PAGE 07/16
CS KANSAS CITY LEUI
9738275799
07/07/2010 13:13

UBS

Your account balance sheet

Summary of your assets

		Value on February 29 ($)	Percentage of your account
A	Cash and money balances	30,611.23	1.44%
B	Cash alternatives	0.00	0.00%
C	Equities	2,098,364.34	98.56%
D	Fixed income	0.00	0.00%
E	Alternative strategies	0.00	0.00%
F	Broad commodities	0.00	0.00%
G	Real estate	0 00	0 00%
H	Other	0 00	0 00%
Total assets		**$2,128,975.57**	**100.00%**

Value of your account **$2,128,975.57**

Your current asset allocation



Eye on the markets

Index	Percentage change February 2008	Year to date
S&P 500	-3.25%	-9.05%
Russell 3000	-3.11%	-8.98%
MSCI - Europe, Australia & Far East	1.46%	-7.90%
Lehman Brothers Aggregate Bond Index	-0.26%	0.76%

Interest rates on February 29, 2008

3-month Treasury bills 1.79%

One-month LIBOR 3.11%

PAGE 08/16
CS KANSAS CITY LEUI
9738275799
07/07/2010 13:13

Account name: MORTIMER LEVITT FNDTN INC
Friendly account name: BSA, ACCESS-MLF
Account number: UT 04920 GA

Your Financial Advisor:
ABOUDI/GOLDSTEIN FINANCIAL GRP
212-333-8800/800-223-0170

Change in the value of your account

	February 2008 ($)	Year to date ($)
Opening account value	**$2,155,801.67**	**$2,378,014.28**
Withdrawals and fees, including securities transferred out	0 00	-9,833.03
Dividend and interest income	752 52	1,734 24
Change in market value	-27,578.62	-240,939 92
Closing account value	**$2,128,975.57**	**$2,128,975.57**

Dividend and interest income earned

	February 2008 ($)	Year to date ($)
Taxable dividends	752.52	1,734.24

Summary of gains and losses

Values reported below exclude gains and losses from security tax lots that have been averaged due to dividend reinvestments and products for which gains and losses are not calculated, such as zero coupon investments.

	Realized gains and losses		Unrealized
	February 2008 ($)	Year to date ($)	gains and losses ($)
Short term	1,385.28	2,381.24	-152,087.32
Long term	-2,748.90	10,008.57	-59,093.81
Total	**-$1,363.62**	**$12,389.81**	**-$211,181.13**

Cash activity summary

See the section *Account activity this month* for details. UBS Bank USA deposit account balances are included in the *opening and closing balances* value, are insured by the FDIC within applicable limits, but are not protected by SIPC. See *Important information about your statement* on the last two pages of this statement for details about those balances.

	February 2008 ($)	Year to date ($)
Opening balances	**$24,616.07**	**$41,190.68**
Additions		
Dividend and interest income	752 52	1,734.24
Proceeds from security transactions	30,093.72	88,864.59
Total additions	**$30,846.24**	**$90,598.83**
Subtractions		
Professional management fees and related services	0.00	-9,833.03
Funds withdrawn for securities bought	-24,851.08	-91,345 25
Total subtractions	**-$24,851.08**	**-$101,178.28**
Net cash flow	**$5,995.16**	**-$10,579.45**
Closing balances	**$30,611.23**	**$30,611.23**

Your investment objectives:

You have identified the following investment objectives for this account. If you have questions about these objectives, disagree with them, or wish to change them, please contact your Financial Advisor or Branch Manager. You can find a full description of the alternative investment objectives in *Important information about your statement* on the last two pages of this statement.

Your return objective:
Capital appreciation
Your risk profile:
Primary - Moderate
Secondary - None selected

PAGE 09/16
CS KANSAS CITY LEUI
9738275799
07/07/2010 13:13

UT - 4921

UBS

UBS Financial Services Inc
590 MADISON AVENUE
23RD FLOOR
NEW YORK, NY 10022-2526

CPP1000407865 0208 X1 UT 0

Business Services Account
ACCESS
February 2008

MORTIMER LEVITT FNDTN INC
ATTN: KATHY EBERLY
C/O LEVITT PROPERTIES
100 QUARRY RD, STE 2
HAMBURG NJ 07419-1339

Account name: MORTIMER LEVITT FNDTN INC
Friendly account name: BSA, ACCESS-MLF
Account number: UT 04921 GA
Universal ID: 5414444100M

Your Financial Advisor:
ABOUDI/GOLDSTEIN FINANCIAL GRP
Phone 212-333-8800/800-223-0170

Questions about your statement?
Call your Financial Advisor or the ResourceLine at 800-762-1000, account 025004921

Visit our website:
www.ubs.com/financialservices

Value of your account

	on January 31 ($)	on February 29 ($)
Your assets	1,997,357.25	1,930,308.11
Your liabilities	0.00	0.00
Value of your account	**$1,997,357.25**	**$1,930,308.11**

Tracking the value of your account

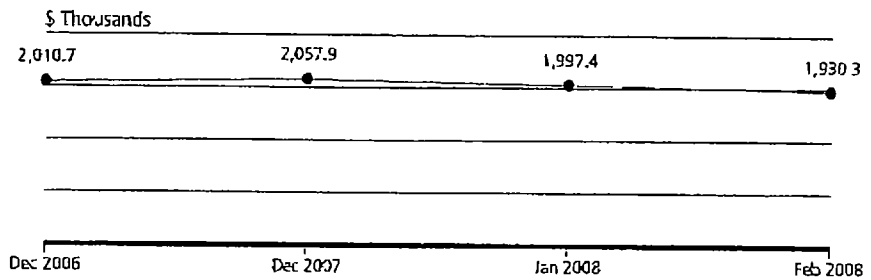

Sources of your account growth during 2008

Value of your account at year end 2007	$2,057,922.09
Net amount you invested	-$8,559.65
Your investment return:	
Dividend and interest income	$10,458.05
Change in market value	-$129,512.39
Value of your account on Feb 29, 2008	**$1,930,308.11**

PAGE 10/16
CS KANSAS CITY LEUI
9738275799
07/07/2010 13:13

UBS

Your account balance sheet

Summary of your assets

		Value on February 29 ($)	Percentage of your account
A	Cash and money balances	80,957.91	4.19%
B	Cash alternatives	0.00	0.00%
C	Equities	1,849,350 20	95.81%
D	Fixed income	0 00	0.00%
E	Alternative strategies	0 00	0.00%
F	Broad commodities	0.00	0.00%
G	Real estate	0.00	0.00%
H	Other	0.00	0.00%
Total assets		**$1,930,308.11**	**100.00%**

Value of your account **$1,930,308.11**

Your current asset allocation



Eye on the markets

Index	Percentage change February 2008	Year to date
S&P 500	-3.25%	-9.05%
Russell 3000	-3.11%	-8.98%
MSCI - Europe, Australia & Far East	1 46%	-7.90%
Lehman Brothers Aggregate Bond Index	-0 26%	0.76%

Interest rates on February 29, 2008

3-month Treasury bills 1.79%

One-month LIBOR 3.11%

PAGE 11/16
CS KANSAS CITY LEUI
9738275799
07/07/2010 13:13

Account name: MORTIMER LEVITT FNDTN INC
Friendly account name: BSA, ACCESS-MLF
Account number UT 04921 GA

Your Financial Advisor:
ABOUDI/GOLDSTEIN FINANCIAL GRP
212-333-8800/800-223-0170

Change in the value of your account

	February 2008 ($)	Year to date ($)
Opening account value	**$1,997,357.25**	**$2,057,922.09**
Withdrawals and fees, including securities transferred out	0.00	-8,559.65
Dividend and interest income	3,570.08	10,458.06
Change in market value	-70,619.22	-129,512.39
Closing account value	**$1,930,308.11**	**$1,930,308.11**

Dividend and interest income earned

	February 2008 ($)	Year to date ($)
Taxable dividends	3,570.08	10,458.06

Summary of gains and losses

Values reported below exclude gains and losses from security tax lots that have been averaged due to dividend reinvestments and products for which gains and losses are not calculated, such as zero coupon investments.

	Realized gains and losses		Unrealized
	February 2008 ($)	Year to date ($)	gains and losses ($)
Short term	-209.90	-1,563.57	-120,211.09
Long term	-282.56	-21,243.30	-179,248.46
Total	**-$492.46**	**-$22,806.87**	**-$299,459.55**

Cash activity summary

See the section *Account activity this month* for details. UBS Bank USA deposit account balances are included in the *opening and closing balances* value, are insured by the FDIC within applicable limits, but are not protected by SIPC. See *Important information about your statement* on the last two pages of this statement for details about those balances.

	February 2008 ($)	Year to date ($)
Opening balances	**$77,342.55**	**$98,057.14**
Additions		
Dividend and interest income	3,570.08	10,458.06
Proceeds from security transactions	46,498.19	74,656.41
Total additions	**$50,068.27**	**$85,114.47**
Subtractions		
Professional management fees and related services	0.00	-8,559.65
Funds withdrawn for securities bought	-46,452.91	-93,654.05
Total subtractions	**-$46,452.91**	**-$102,213.70**
Net cash flow	**$3,615.36**	**-$17,099.23**
Closing balances	**$80,957.91**	**$80,957.91**

Your investment objectives:

You have identified the following investment objectives for this account. If you have questions about these objectives, disagree with them, or wish to change them, please contact your Financial Advisor or Branch Manager. You can find a full description of the alternative investment objectives in *Important information about your statement* on the last two pages of this statement.

Your return objective:
Capital appreciation
Your risk profile:
Primary - Moderate
Secondary - None selected

PAGE 12/16
CS KANSAS CITY LEUI
9738275799
07/07/2010 13:13

UT - 4922

UBS

UBS Financial Services Inc.
590 MADISON AVENUE
23RD FLOOR
NEW YORK, NY 10022-2526

CPP1000407881 0208 X1 UT 0

Business Services Account
ACCESS
February 2008

-*MORTIMER LEVITT FNDTN
ATTN: KATHY EBERLY
C/O LEVITT PROPERTIES
100 QUARRY RD, STE 2
HAMBURG NJ 07419-1339

Account name: -*MORTIMER LEVITT FNDTN
Friendly account name: BSA, ACCESS-MLF
Account number: UT 04922 GA
Universal ID: 6114444100M

Your Financial Advisor:
ABOUDI/GOLDSTEIN FINANCIAL GRP
Phone 212-333-8800/800-223-0170

Questions about your statement?
Call your Financial Advisor or the ResourceLine at 800-762-1000, account 025004922

Visit our website:
www.ubs.com/financialservices

Value of your account

	on January 31 ($)	on February 29 ($)
Your assets	2,368,169.55	2,219,485.48
Your liabilities	0.00	0.00
Value of your account	**$2,368,169.55**	**$2,219,485.48**

Tracking the value of your account

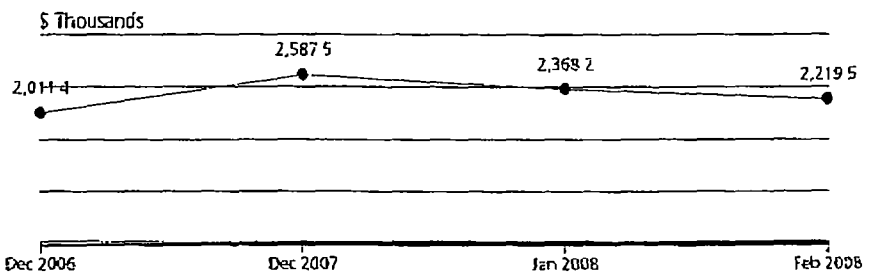

Sources of your account growth during 2008

Value of your account at year end 2007	$2,587,507.05
Net amount you invested	-$10,781.68
Your investment return:	
Dividend and interest income	$3,023.03
Change in market value	-$360,262.92
Value of your account on Feb 29, 2008	**$2,219,485.48**

PAGE 13/16
CS KANSAS CITY LEUI
9738275799
07/07/2010 13:13

UBS

Your account balance sheet

Summary of your assets

		Value on February 29 ($)	Percentage of your account
A	Cash and money balances	99,968.60	4.50%
B	Cash alternatives	0.00	0.00%
C	Equities	2,119,516.88	95.50%
D	Fixed income	0.00	0.00%
E	Alternative strategies	0.00	0.00%
F	Broad commodities	0.00	0.00%
G	Real estate	0.00	0.00%
H	Other	0.00	0.00%
Total assets		**$2,219,485.48**	**100.00%**

Value of your account **$2,219,485.48**

Your current asset allocation



Eye on the markets

Index	Percentage change February 2008	Year to date
S&P 500	-3.25%	-9.05%
Russell 3000	-3.11%	-8.98%
MSCI - Europe, Australia & Far East	1.46%	-7.90%
Lehman Brothers Aggregate Bond Index	-0.26%	0.76%

Interest rates on February 29, 2008

3-month Treasury bills. 1.79%

One-month LIBOR 3.11%

PAGE 14/16
CS KANSAS CITY LEUI
9738275799
07/07/2010 13:13

Account name: -*MORTIMER LEVITT FNDTN
Friendly account name: BSA, ACCESS-MLF
Account number UT 04922 GA

Your Financial Advisor:
ABOUDI/GOLDSTEIN FINANCIAL GRP
212-333-8800/800-223-0170

Change in the value of your account

	February 2008 ($)	Year to date ($)
Opening account value	**$2,368,169.55**	**$2,587,507.05**
Withdrawals and fees, including securities transferred out	-115.26	-10,781 68
Dividend and interest income	1,533 05	3,023.03
Change in market value	-150,101.86	-360,262.92
Closing account value	**$2,219,485.48**	**$2,219,485.48**

Dividend and interest income earned

	February 2008 ($)	Year to date ($)
Taxable dividends	1,533.05	3,023.03

Summary of gains and losses

Values reported below exclude gains and losses from security tax lots that have been averaged due to dividend reinvestments and products for which gains and losses are not calculated, such as zero coupon investments.

	Realized gains and losses		Unrealized
	February 2008 ($)	Year to date ($)	gains and losses ($)
Short term	-15,822 67	-61,616.10	-316.62
Long term	3,679 77	-5,825 10	-43,157 99
Total	**-$12,142.90**	**-$67,441.20**	**-$43,474.61**

Cash activity summary

See the section *Account activity this month* for details UBS Bank USA deposit account balances are included in the *opening and closing balances* value, are insured by the FDIC within applicable limits, but are not protected by SIPC. See *Important information about your statement* on the last two pages of this statement for details about those balances.

	February 2008 ($)	Year to date ($)
Opening balances	**$198,769.76**	**$197,290.62**
Additions		
Dividend and interest income	1,533.05	3,023.03
Proceeds from security transactions	113,495.63	334,384 19
Total additions	**$115,028.68**	**$337,407.22**
Subtractions		
Professional management fees and related services	0.00	-10,666.42
Other funds debited	-115.26	-115.26
Funds withdrawn for securities bought	-213,714.58	-423,947.56
Total subtractions	**-$213,829.84**	**-$434,729.24**
Net cash flow	**-$98,801.16**	**-$97,322.02**
Closing balances	**$99,968.60**	**$99,968.60**

Withholdings and tax summary

	February 2008 ($)	Year to date ($)
Foreign taxes paid	-115.26	-115.26