Form **990-PF**

Department of the Treasury
Internal Revenue Service (77)

# Return of Private Foundation

**or Section 4947(a)(1) Nonexempt Charitable Trust Treated as a Private Foundation**

**Note.** The foundation may be able to use a copy of this return to satisfy state reporting requirements

OMB No 1545-0052

**2009**

**For calendar year 2009, or tax year beginning , and ending**

G Check all that apply ☐ Initial return ☐ Initial return of a former public charity ☐ Final return ☐ Amended return ☐ Address change ☐ Name change

**Use the IRS label. Otherwise, print or type. See Specific Instructions.**

Name of foundation: THE HELEN SCHLAFFER FOUNDATION TRUST

Number and street (or P O box number if mail is not delivered to street address): P O Box 1525 — Room/suite:

City or town, state, and ZIP code: Pennington NJ 08534

A Employer identification number: 20-7019957

B Telephone number (see page 10 of the instructions): (609)274-6968

C If exemption application is pending, check here ▶ ☐

D 1 Foreign organizations, check here ▶ ☐

2. Foreign organizations meeting the 85% test, check here and attach computation ▶ ☐

E If private foundation status was terminated under section 507(b)(1)(A), check here ▶ ☐

F If the foundation is in a 60-month termination under section 507(b)(1)(B), check here ▶ ☐

H Check type of organization ☒ Section 501(c)(3) exempt private foundation ☐ Section 4947(a)(1) nonexempt charitable trust ☐ Other taxable private foundation

I Fair market value of all assets at end of year *(from Part II, col (c), line 16)* ▶ $ 4,608,733

J Accounting method ☒ Cash ☐ Accrual ☐ Other (specify) _____ *(Part I, column (d) must be on cash basis )*

**Part I Analysis of Revenue and Expenses** *(The total of amounts in columns (b), (c), and (d) may not necessarily equal the amounts in column (a) (see page 11 of the instructions) )*

| | | (a) Revenue and expenses per books | (b) Net investment income | (c) Adjusted net income | (d) Disbursements for charitable purposes (cash basis only) |
|---|---|---|---|---|---|
| Revenue | 1 Contributions, gifts, grants, etc , received (attach schedule) | | | | |
| | 2 Check ▶ ☐ if the foundation is **not** required to attach Sch B | | | | |
| | 3 Interest on savings and temporary cash investments | 0 | 0 | | |
| | 4 Dividends and interest from securities | 153,702 | 148,616 | | |
| | 5 a Gross rents | | 0 | | |
| | b Net rental income or (loss) 0 | | | | |
| | 6 a Net gain or (loss) from sale of assets not on line 10 | -159,743 | | | |
| | b Gross sales price for all assets on line 6a 2,871,315 | | | | |
| | 7 Capital gain net income (from Part IV, line 2) | | 0 | | |
| | 8 Net short-term capital gain | | | 0 | |
| | 9 Income modifications | | | | |
| | 10 a Gross sales less returns and allowances 0 | | | | |
| | b Less Cost of goods sold 0 | | | | |
| | c Gross profit or (loss) (attach schedule) | 0 | | | |
| | 11 Other income (attach schedule) | 343 | 343 | 0 | |
| | 12 **Total.** Add lines 1 through 11 | -5,698 | 148,959 | 0 | |
| Operating and Administrative Expenses | 13 Compensation of officers, directors, trustees, etc | 11,615 | | | 11,615 |
| | 14 Other employee salaries and wages | | | | |
| | 15 Pension plans, employee benefits | | | | |
| | 16 a Legal fees (attach schedule) | 0 | 0 | 0 | 0 |
| | b Accounting fees (attach schedule) | 0 | 0 | 0 | 0 |
| | c Other professional fees (attach schedule) | 0 | 0 | 0 | 0 |
| | 17 Interest | | | | |
| | 18 Taxes (attach schedule) (see page 14 of the instructions) | 0 | 0 | 0 | 0 |
| | 19 Depreciation (attach schedule) and depletion | 0 | 0 | 0 | |
| | 20 Occupancy | | | | |
| | 21 Travel, conferences, and meetings | | | | |
| | 22 Printing and publications | | | | |
| | 23 Other expenses (attach schedule) | 42,645 | 38,155 | 0 | 4,489 |
| | 24 **Total operating and administrative expenses.** Add lines 13 through 23 | 54,260 | 38,155 | 0 | 16,104 |
| | 25 Contributions, gifts, grants paid | 227,258 | | | 227,258 |
| | 26 **Total expenses and disbursements** Add lines 24 and 25 | 281,518 | 38,155 | 0 | 243,362 |
| | 27 Subtract line 26 from line 12 | | | | |
| | a **Excess of revenue over expenses and disbursements** | -287,216 | | | |
| | b **Net investment income** (if negative, enter -0-) | | 110,804 | | |
| | c **Adjusted net income** (if negative, enter -0-) | | | 0 | |

RECEIVED 393 APR 30 2010 OGDEN, UT

**For Privacy Act and Paperwork Reduction Act Notice, see page 30 of the instructions.**

Form **990-PF** (2009)

(HTA)

2nd

SCANNED MAY 03 2010
POSTMARK DATE APR 27 2010
ENVELOPE

| Part II Balance Sheets (Attached schedules and amounts in the description column should be for end-of-year amounts only (See instructions)) | | Beginning of year | End of year | |
|---|---|---|---|---|
| | | (a) Book Value | (b) Book Value | (c) Fair Market Value |
| Assets | 1 Cash—non-interest-bearing | 371 | 658 | 658 |
| | 2 Savings and temporary cash investments | 84,958 | 305,667 | 305,667 |
| | 3 Accounts receivable ▶ 0 | | | |
| | Less allowance for doubtful accounts ▶ 0 | 0 | 0 | 0 |
| | 4 Pledges receivable ▶ 0 | | | |
| | Less allowance for doubtful accounts ▶ 0 | 0 | 0 | 0 |
| | 5 Grants receivable | | | |
| | 6 Receivables due from officers, directors, trustees, and other disqualified persons (attach schedule) (see page 15 of the instructions) | 0 | 0 | 0 |
| | 7 Other notes and loans receivable (attach schedule) ▶ 0 | | | |
| | Less allowance for doubtful accounts ▶ 0 | 0 | 0 | 0 |
| | 8 Inventories for sale or use | | 0 | |
| | 9 Prepaid expenses and deferred charges | | 0 | |
| | 10 a Investments—U S and state government obligations (attach schedule) | 1,469,840 | 1,312,251 | 1,339,725 |
| | b Investments—corporate stock (attach schedule) | 2,456,781 | 2,063,693 | 2,106,908 |
| | c Investments—corporate bonds (attach schedule) | 779,088 | 819,291 | 855,775 |
| | 11 Investments—land, buildings, and equipment basis ▶ 0 | | | |
| | Less accumulated depreciation (attach schedule) ▶ 0 | 0 | 0 | 0 |
| | 12 Investments—mortgage loans | | | |
| | 13 Investments—other (attach schedule) | 0 | 0 | 0 |
| | 14 Land, buildings, and equipment basis ▶ 0 | | | |
| | Less accumulated depreciation (attach schedule) ▶ 0 | 0 | 0 | 0 |
| | 15 Other assets (describe ▶ ) | 0 | 0 | 0 |
| | 16 **Total assets** (to be completed by all filers—see the instructions Also, see page 1, item I) | 4,791,038 | 4,501,560 | 4,608,733 |
| Liabilities | 17 Accounts payable and accrued expenses | | 0 | |
| | 18 Grants payable | | | |
| | 19 Deferred revenue | | 0 | |
| | 20 Loans from officers, directors, trustees, and other disqualified persons | 0 | 0 | |
| | 21 Mortgages and other notes payable (attach schedule) | 0 | 0 | |
| | 22 Other liabilities (describe ▶ ) | 0 | 0 | |
| | 23 **Total liabilities** (add lines 17 through 22) | 0 | 0 | |
| Net Assets or Fund Balances | **Foundations that follow SFAS 117, check here ▶ ☐ and complete lines 24 through 26 and lines 30 and 31.** | | | |
| | 24 Unrestricted | | | |
| | 25 Temporarily restricted | | | |
| | 26 Permanently restricted | | | |
| | **Foundations that do not follow SFAS 117, check here ▶ ☒ and complete lines 27 through 31.** | | | |
| | 27 Capital stock, trust principal, or current funds | 4,791,038 | 4,501,560 | |
| | 28 Paid-in or capital surplus, or land, bldg , and equipment fund | | | |
| | 29 Retained earnings, accumulated income, endowment, or other funds | | | |
| | 30 **Total net assets or fund balances** (see page 17 of the instructions) | 4,791,038 | 4,501,560 | |
| | 31 **Total liabilities and net assets/fund balances** (see page 17 of the instructions) | 4,791,038 | 4,501,560 | |

## Part III Analysis of Changes in Net Assets or Fund Balances

| | | | |
|---|---|---|---|
| 1 | Total net assets or fund balances at beginning of year—Part II, column (a), line 30 (must agree with end-of-year figure reported on prior year's return) | 1 | 4,791,038 |
| 2 | Enter amount from Part I, line 27a | 2 | -287,216 |
| 3 | Other increases not included in line 2 (itemize) ▶ See Attached Statement | 3 | 4,027 |
| 4 | Add lines 1, 2, and 3 | 4 | 4,507,849 |
| 5 | Decreases not included in line 2 (itemize) ▶ See Attached Statement | 5 | 5,946 |
| 6 | Total net assets or fund balances at end of year (line 4 minus line 5)—Part II, column (b), line 30 | 6 | 4,501,903 |

**Part IV Capital Gains and Losses for Tax on Investment Income**

| | (a) List and describe the kind(s) of property sold (e g , real estate, 2-story brick warehouse, or common stock, 200 shs MLC Co ) | (b) How acquired P—Purchase D—Donation | (c) Date acquired (mo , day, yr ) | (d) Date sold (mo , day, yr ) |
|---|---|---|---|---|
| 1a | See Attached Statement | | | |
| b | | | | |
| c | | | | |
| d | | | | |
| e | | | | |

| | (e) Gross sales price | (f) Depreciation allowed (or allowable) | (g) Cost or other basis plus expense of sale | (h) Gain or (loss) (e) plus (f) minus (g) |
|---|---|---|---|---|
| a | 0 | 0 | 0 | 0 |
| b | 0 | 0 | 0 | 0 |
| c | 0 | 0 | 0 | 0 |
| d | 0 | 0 | 0 | 0 |
| e | 0 | 0 | 0 | 0 |

| | Complete only for assets showing gain in column (h) and owned by the foundation on 12/31/69 | | | (l) Gains (Col (h) gain minus col (k), but not less than -0-) or Losses (from col (h)) |
|---|---|---|---|---|
| | (i) F M V as of 12/31/69 | (j) Adjusted basis as of 12/31/69 | (k) Excess of col (i) over col (j), if any | |
| a | 0 | 0 | 0 | 0 |
| b | 0 | 0 | 0 | 0 |
| c | 0 | 0 | 0 | 0 |
| d | 0 | 0 | 0 | 0 |
| e | 0 | 0 | 0 | 0 |

| | | | |
|---|---|---|---|
| 2 | Capital gain net income or (net capital loss) { If gain, also enter in Part I, line 7 / If (loss), enter -0- in Part I, line 7 } | 2 | -159,743 |
| 3 | Net short-term capital gain or (loss) as defined in sections 1222(5) and (6) If gain, also enter in Part I, line 8, column (c) (see pages 13 and 17 of the instructions) If (loss), enter -0- in Part I, line 8 | 3 | 0 |

**Part V Qualification Under Section 4940(e) for Reduced Tax on Net Investment Income**

(For optional use by domestic private foundations subject to the section 4940(a) tax on net investment income )

If section 4940(d)(2) applies, leave this part blank

Was the foundation liable for the section 4942 tax on the distributable amount of any year in the base period? ☐ Yes ☒ No

If "Yes," the foundation does not qualify under section 4940(e) Do not complete this part

1 Enter the appropriate amount in each column for each year, see page 18 of the instructions before making any entries

| (a) Base period years Calendar year (or tax year beginning in) | (b) Adjusted qualifying distributions | (c) Net value of noncharitable-use assets | (d) Distribution ratio (col (b) divided by col (c)) |
|---|---|---|---|
| 2008 | 273,776 | 5,062,699 | 0 054077 |
| 2007 | 207,228 | 5,477,809 | 0 037830 |
| 2006 | 1,506 | 3,861,672 | 0 000390 |
| 2005 | | | 0 000000 |
| 2004 | | | 0 000000 |

| | | | |
|---|---|---|---|
| 2 | **Total** of line 1, column (d) | 2 | 0 092297 |
| 3 | Average distribution ratio for the 5-year base period—divide the total on line 2 by 5, or by the number of years the foundation has been in existence if less than 5 years | 3 | 0 030766 |
| 4 | Enter the net value of noncharitable-use assets for 2009 from Part X, line 5 | 4 | 4,439,796 |
| 5 | Multiply line 4 by line 3 | 5 | 136,595 |
| 6 | Enter 1% of net investment income (1% of Part I, line 27b) | 6 | 1,108 |
| 7 | Add lines 5 and 6 | 7 | 137,703 |
| 8 | Enter qualifying distributions from Part XII, line 4 | 8 | 243,362 |

If line 8 is equal to or greater than line 7, check the box in Part VI, line 1b, and complete that part using a 1% tax rate See the Part VI instructions on page 18

**Part VI Excise Tax Based on Investment Income (Section 4940(a), 4940(b), 4940(e), or 4948—see page 18 of the instructions)**

| | | | | |
|---|---|---|---|---|
| 1 a | Exempt operating foundations described in section 4940(d)(2), check here ▶ ☐ and enter "N/A" on line 1. Date of ruling or determination letter _____ (attach copy of letter if necessary—see instructions) | | 1 | 1,108 |
| b | Domestic foundations that meet the section 4940(e) requirements in Part V, check here ▶ ☒ and enter 1% of Part I, line 27b | | | |
| c | All other domestic foundations enter 2% of line 27b Exempt foreign organizations enter 4% of Part I, line 12, col (b) | | | |
| 2 | Tax under section 511 (domestic section 4947(a)(1) trusts and taxable foundations only Others enter -0-) | | 2 | 0 |
| 3 | Add lines 1 and 2 | | 3 | 1,108 |
| 4 | Subtitle A (income) tax (domestic section 4947(a)(1) trusts and taxable foundations only Others enter -0-) | | 4 | |
| 5 | **Tax based on investment income.** Subtract line 4 from line 3. If zero or less, enter -0- | | 5 | 1,108 |
| 6 | Credits/Payments | | | |
| a | 2009 estimated tax payments and 2008 overpayment credited to 2009 | 6a 1,394 | | |
| b | Exempt foreign organizations—tax withheld at source | 6b | | |
| c | Tax paid with application for extension of time to file (Form 8868) | 6c 0 | | |
| d | Backup withholding erroneously withheld | 6d | | |
| 7 | Total credits and payments Add lines 6a through 6d | | 7 | 1,394 |
| 8 | Enter any **penalty** for underpayment of estimated tax Check here ☐ if Form 2220 is attached | | 8 | 0 |
| 9 | **Tax due.** If the total of lines 5 and 8 is more than line 7, enter **amount owed** ▶ | | 9 | 0 |
| 10 | **Overpayment.** If line 7 is more than the total of lines 5 and 8, enter the **amount overpaid** ▶ | | 10 | 286 |
| 11 | Enter the amount of line 10 to be **Credited to 2010 estimated tax** ▶ 286 **Refunded** ▶ | | 11 | 0 |

**Part VII-A Statements Regarding Activities**

| | | | Yes | No |
|---|---|---|---|---|
| 1 a | During the tax year, did the foundation attempt to influence any national, state, or local legislation or did it participate or intervene in any political campaign? | 1a | | X |
| b | Did it spend more than $100 during the year (either directly or indirectly) for political purposes (see page 19 of the instructions for definition)? | 1b | | X |
| | *If the answer is "Yes" to **1a** or **1b**, attach a detailed description of the activities and copies of any materials published or distributed by the foundation in connection with the activities* | | | |
| c | Did the foundation file **Form 1120-POL** for this year? | 1c | | X |
| d | Enter the amount (if any) of tax on political expenditures (section 4955) imposed during the year (1) On the foundation ▶ $ _____ (2) On foundation managers ▶ $ _____ | | | |
| e | Enter the reimbursement (if any) paid by the foundation during the year for political expenditure tax imposed on foundation managers ▶ $ _____ | | | |
| 2 | Has the foundation engaged in any activities that have not previously been reported to the IRS? *If "Yes," attach a detailed description of the activities* | 2 | | X |
| 3 | Has the foundation made any changes, not previously reported to the IRS, in its governing instrument, articles of incorporation, or bylaws, or other similar instruments? *If "Yes," attach a conformed copy of the changes* | 3 | | X |
| 4 a | Did the foundation have unrelated business gross income of $1,000 or more during the year? | 4a | | X |
| b | If "Yes," has it filed a tax return on **Form 990-T** for this year? | 4b | N/A | |
| 5 | Was there a liquidation, termination, dissolution, or substantial contraction during the year? *If "Yes," attach the statement required by General Instruction T* | 5 | | X |
| 6 | Are the requirements of section 508(e) (relating to sections 4941 through 4945) satisfied either • By language in the governing instrument, or • By state legislation that effectively amends the governing instrument so that no mandatory directions that conflict with the state law remain in the governing instrument? | 6 | X | |
| 7 | Did the foundation have at least $5,000 in assets at any time during the year? *If "Yes," complete Part II, col (c), and Part XV* | 7 | X | |
| 8 a | Enter the states to which the foundation reports or with which it is registered (see page 19 of the instructions) ▶ NY | | | |
| b | If the answer is "Yes" to line 7, has the foundation furnished a copy of Form 990-PF to the Attorney General (or designate) of each state as required by *General Instruction G? If "No," attach explanation* | 8b | X | |
| 9 | Is the foundation claiming status as a private operating foundation within the meaning of section 4942(j)(3) or 4942(j)(5) for calendar year 2009 or the taxable year beginning in 2009 (see instructions for Part XIV on page 27)? *If "Yes," complete Part XIV* | 9 | | X |
| 10 | Did any persons become substantial contributors during the tax year? *If "Yes," attach a schedule listing their names and addresses* | 10 | | X |

**Part VII-A Statements Regarding Activities** *(continued)*

| | | | | |
|---|---|---|---|---|
| 11 | At any time during the year, did the foundation, directly or indirectly, own a controlled entity within the meaning of section 512(b)(13)? If "Yes," attach schedule (see page 20 of the instructions) | 11 | | X |
| 12 | Did the foundation acquire a direct or indirect interest in any applicable insurance contract before August 17, 2008? | 12 | | X |
| 13 | Did the foundation comply with the public inspection requirements for its annual returns and exemption application? | 13 | X | |

Website address ▶ N/A

14 The books are in care of ▶ MLTC, a Division of Bank of America Telephone no ▶ 609-274-6968

Located at ▶ 1300 MERRILL LYNCH DRIVE Pennington NJ ZIP+4 ▶ 08534-1525

15 Section 4947(a)(1) nonexempt charitable trusts filing Form 990-PF in lieu of **Form 1041**—Check here ▶ ☐ and enter the amount of tax-exempt interest received or accrued during the year ▶ 15

**Part VII-B Statements Regarding Activities for Which Form 4720 May Be Required**

| | **File Form 4720 if any item is checked in the "Yes" column, unless an exception applies.** | | Yes | No |
|---|---|---|---|---|
| 1a | During the year did the foundation (either directly or indirectly) | | | |
| | **(1)** Engage in the sale or exchange, or leasing of property with a disqualified person? | ☐ Yes ☒ No | | |
| | **(2)** Borrow money from, lend money to, or otherwise extend credit to (or accept it from) a disqualified person? | ☐ Yes ☒ No | | |
| | **(3)** Furnish goods, services, or facilities to (or accept them from) a disqualified person? | ☐ Yes ☒ No | | |
| | **(4)** Pay compensation to, or pay or reimburse the expenses of, a disqualified person? | ☒ Yes ☐ No | | |
| | **(5)** Transfer any income or assets to a disqualified person (or make any of either available for the benefit or use of a disqualified person)? | ☐ Yes ☒ No | | |
| | **(6)** Agree to pay money or property to a government official? (**Exception.** Check "No" if the foundation agreed to make a grant to or to employ the official for a period after termination of government service, if terminating within 90 days ) | ☐ Yes ☒ No | | |
| b | If any answer is "Yes" to 1a(1)–(6), did **any** of the acts fail to qualify under the exceptions described in Regulations section 53 4941(d)-3 or in a current notice regarding disaster assistance (see page 20 of the instructions)? Organizations relying on a current notice regarding disaster assistance check here ▶ ☐ | 1b | | X |
| c | Did the foundation engage in a prior year in any of the acts described in 1a, other than excepted acts, that were not corrected before the first day of the tax year beginning in 2009? | 1c | | X |
| 2 | Taxes on failure to distribute income (section 4942) (does not apply for years the foundation was a private operating foundation defined in section 4942(j)(3) or 4942(j)(5)) | | | |
| a | At the end of tax year 2009, did the foundation have any undistributed income (lines 6d and 6e, Part XIII) for tax year(s) beginning before 2009? | ☐ Yes ☒ No | | |
| | If "Yes," list the years ▶ 20_____, 20_____, 20_____, 20_____ | | | |
| b | Are there any years listed in 2a for which the foundation is **not** applying the provisions of section 4942(a)(2) (relating to incorrect valuation of assets) to the year's undistributed income? (If applying section 4942(a)(2) to **all** years listed, answer "No" and attach statement—see page 20 of the instructions ) | 2b | N/A | |
| c | If the provisions of section 4942(a)(2) are being applied to **any** of the years listed in 2a list the years here ▶ 20_____, 20_____, 20_____, 20_____ | | | |
| 3a | Did the foundation hold more than a 2% direct or indirect interest in any business enterprise at any time during the year? | ☐ Yes ☒ No | | |
| b | If "Yes," did it have excess business holdings in 2009 as a result of **(1)** any purchase by the foundation or disqualified persons after May 26, 1969, **(2)** the lapse of the 5-year period (or longer period approved by the Commissioner under section 4943(c)(7)) to dispose of holdings acquired by gift or bequest, or **(3)** the lapse of the 10-, 15-, or 20-year first phase holding period? *(Use Schedule C, Form 4720, to determine if the foundation had excess business holdings in 2009 )* | 3b | N/A | |
| 4a | Did the foundation invest during the year any amount in a manner that would jeopardize its charitable purposes? | 4a | | X |
| b | Did the foundation make any investment in a prior year (but after December 31, 1969) that could jeopardize its charitable purpose that had not been removed from jeopardy before the first day of the tax year beginning in 2009? | 4b | | X |

**Part VII-B Statements Regarding Activities for Which Form 4720 May Be Required** *(continued)*

| | | | | | |
|---|---|---|---|---|---|
| 5a | During the year did the foundation pay or incur any amount to | | | | |
| | (1) Carry on propaganda, or otherwise attempt to influence legislation (section 4945(e))? | ☐ Yes | ☒ No | | |
| | (2) Influence the outcome of any specific public election (see section 4955), or to carry on, directly or indirectly, any voter registration drive? | ☒ Yes | ☐ No | | |
| | (3) Provide a grant to an individual for travel, study, or other similar purposes? | ☐ Yes | ☒ No | | |
| | (4) Provide a grant to an organization other than a charitable, etc , organization described in section 509(a)(1), (2), or (3), or section 4940(d)(2)? (see page 22 of the instructions) | ☐ Yes | ☒ No | | |
| | (5) Provide for any purpose other than religious, charitable, scientific, literary, or educational purposes, or for the prevention of cruelty to children or animals? | ☐ Yes | ☒ No | | |
| b | If any answer is "Yes" to 5a(1)–(5), did **any** of the transactions fail to qualify under the exceptions described in Regulations section 53 4945 or in a current notice regarding disaster assistance (see page 22 of the instructions)? | | | 5b | X |
| | Organizations relying on a current notice regarding disaster assistance check here ▶ ☐ | | | | |
| c | If the answer is "Yes" to question 5a(4), does the foundation claim exemption from the tax because it maintained expenditure responsibility for the grant? N/A | ☐ Yes | ☐ No | | |
| | *If "Yes," attach the statement required by Regulations section 53 4945–5(d)* | | | | |
| 6a | Did the foundation, during the year, receive any funds, directly or indirectly, to pay premiums on a personal benefit contract? | ☐ Yes | ☒ No | | |
| b | Did the foundation, during the year, pay premiums, directly or indirectly, on a personal benefit contract? | | | 6b | X |
| | *If "Yes" to 6b, file Form 8870* | | | | |
| 7a | At any time during the tax year, was the foundation a party to a prohibited tax shelter transaction? | ☐ Yes | ☒ No | | |
| b | If yes, did the foundation receive any proceeds or have any net income attributable to the transaction? | | | 7b | X |

**Part VIII Information About Officers, Directors, Trustees, Foundation Managers, Highly Paid Employees, and Contractors**

**1 List all officers, directors, trustees, foundation managers and their compensation (see page 22 of the instructions).**

| (a) Name and address | (b) Title, and average hours per week devoted to position | (c) Compensation (If not paid, enter -0-) | (d) Contributions to employee benefit plans and deferred compensation | (e) Expense account other allowances |
|---|---|---|---|---|
| MARY POHLI<br>60 NEW BROADWAY SLEEPY HOLLOW NY 1 | TRUSTEE<br>1 00 | 5,807 | 0 | 0 |
| JOAN MAHONY<br>58 CAMERON ROAD BERGENFIELD NJ 0762 | TRUSTEE<br>1 00 | 5,808 | 0 | 0 |
| MERRILL LYNCH TRUST CO<br>PO BOX 1525 PENNINGTON NJ 08534 | TRUSTEE<br>2 00 | 42,395 | 0 | 0 |
| | 00 | 0 | 0 | 0 |

**2 Compensation of five highest-paid employees (other than those included on line 1—see page 23 of the instructions). If none, enter "NONE."**

| (a) Name and address of each employee paid more than $50,000 | (b) Title, and average hours per week devoted to position | (c) Compensation | (d) Contributions to employee benefit plans and deferred compensation | (e) Expense account, other allowances |
|---|---|---|---|---|
| None | | | | |
| | | | | |
| | | | | |
| | | | | |
| | | | | |

**Total** number of other employees paid over $50,000 ▶ 0

**Part VIII** **Information About Officers, Directors, Trustees, Foundation Managers, Highly Paid Employees, and Contractors** *(continued)*

**3 Five highest-paid independent contractors for professional services (see page 23 of the instructions). If none, enter "NONE."**

| (a) Name and address of each person paid more than $50,000 | (b) Type of service | (c) Compensation |
|---|---|---|
| NONE | | 0 |
| | | 0 |
| | | 0 |
| | | 0 |
| | | 0 |
| **Total** number of others receiving over $50,000 for professional services ▶ | | 1 |

**Part IX-A** **Summary of Direct Charitable Activities**

| List the foundation's four largest direct charitable activities during the tax year Include relevant statistical information such as the number of organizations and other beneficiaries served, conferences convened, research papers produced, etc | Expenses |
|---|---|
| 1 N/A | |
| 2 | |
| 3 | |
| 4 | |

**Part IX-B** **Summary of Program-Related Investments** (see page 24 of the instructions)

| Describe the two largest program-related investments made by the foundation during the tax year on lines 1 and 2 | Amount |
|---|---|
| 1 NONE | |
| 2 | |
| All other program-related investments See page 24 of the instructions<br>3 NONE | 0 |
| **Total.** Add lines 1 through 3 ▶ | 0 |

**Part X** **Minimum Investment Return** (All domestic foundations must complete this part. Foreign foundations, see page 24 of the instructions )

| | | | | |
|---|---|---|---|---|
| 1 | Fair market value of assets not used (or held for use) directly in carrying out charitable, etc , purposes | | | |
| a | Average monthly fair market value of securities | | 1a | 4,285,626 |
| b | Average of monthly cash balances | | 1b | 221,781 |
| c | Fair market value of all other assets (see page 24 of the instructions) | | 1c | |
| d | **Total** (add lines 1a, b, and c) | | 1d | 4,507,407 |
| e | Reduction claimed for blockage or other factors reported on lines 1a and 1c (attach detailed explanation) | 1e | | |
| 2 | Acquisition indebtedness applicable to line 1 assets | | 2 | |
| 3 | Subtract line 2 from line 1d | | 3 | 4,507,407 |
| 4 | Cash deemed held for charitable activities Enter 1½ % of line 3 (for greater amount, see page 25 of the instructions) | | 4 | 67,611 |
| 5 | **Net value of noncharitable-use assets.** Subtract line 4 from line 3 Enter here and on Part V, line 4 | | 5 | 4,439,796 |
| 6 | **Minimum investment return.** Enter 5% of line 5 | | 6 | 221,990 |

**Part XI** **Distributable Amount** (see page 25 of the instructions) (Section 4942(j)(3) and (j)(5) private operating foundations and certain foreign organizations check here ▶ ☐ and do not complete this part )

| | | | | | |
|---|---|---|---|---|---|
| 1 | Minimum investment return from Part X, line 6 | | | 1 | 221,990 |
| 2a | Tax on investment income for 2009 from Part VI, line 5 | 2a | 1,108 | | |
| b | Income tax for 2009 (This does not include the tax from Part VI ) | 2b | | | |
| c | Add lines 2a and 2b | | | 2c | 1,108 |
| 3 | Distributable amount before adjustments Subtract line 2c from line 1 | | | 3 | 220,882 |
| 4 | Recoveries of amounts treated as qualifying distributions | | | 4 | |
| 5 | Add lines 3 and 4 | | | 5 | 220,882 |
| 6 | Deduction from distributable amount (see page 25 of the instructions) | | | 6 | |
| 7 | **Distributable amount** as adjusted Subtract line 6 from line 5 Enter here and on Part XIII, line 1 | | | 7 | 220,882 |

**Part XII** **Qualifying Distributions** (see page 25 of the instructions)

| | | | |
|---|---|---|---|
| 1 | Amounts paid (including administrative expenses) to accomplish charitable, etc , purposes | | |
| a | Expenses, contributions, gifts, etc —total from Part I, column (d), line 26 | 1a | 243,362 |
| b | Program-related investments—total from Part IX-B | 1b | 0 |
| 2 | Amounts paid to acquire assets used (or held for use) directly in carrying out charitable, etc , purposes | 2 | |
| 3 | Amounts set aside for specific charitable projects that satisfy the | | |
| a | Suitability test (prior IRS approval required) | 3a | |
| b | Cash distribution test (attach the required schedule) | 3b | 0 |
| 4 | **Qualifying distributions.** Add lines 1a through 3b Enter here and on Part V, line 8, and Part XIII, line 4 | 4 | 243,362 |
| 5 | Foundations that qualify under section 4940(e) for the reduced rate of tax on net investment income Enter 1% of Part I, line 27b (see page 26 of the instructions) | 5 | 1,108 |
| 6 | **Adjusted qualifying distributions.** Subtract line 5 from line 4 | 6 | 242,254 |

**Note.** The amount on line 6 will be used in Part V, column (b), in subsequent years when calculating whether the foundation qualifies for the section 4940(e) reduction of tax in those years

**Part XIII Undistributed Income** (see page 26 of the instructions)

| | (a) Corpus | (b) Years prior to 2008 | (c) 2008 | (d) 2009 |
|---|---|---|---|---|
| 1 Distributable amount for 2009 from Part XI, line 7 | | | | 220,882 |
| 2 Undistributed income, if any, as of the end of 2009 | | | | |
| a Enter amount for 2008 only | | | 227,258 | |
| b Total for prior years 20___, 20___, 20___ | | 0 | | |
| 3 Excess distributions carryover, if any, to 2009 | | | | |
| a From 2004 NONE | | | | |
| b From 2005 NONE | | | | |
| c From 2006 NONE | | | | |
| d From 2007 NONE | | | | |
| e From 2008 NONE | | | | |
| f **Total** of lines 3a through e | 0 | | | |
| 4 Qualifying distributions for 2009 from Part XII, line 4 ▶ $ 243,362 | | | | |
| a Applied to 2008, but not more than line 2a | | | 227,258 | |
| b Applied to undistributed income of prior years (Election required—see page 26 of the instructions) | | 0 | | |
| c Treated as distributions out of corpus (Election required—see page 26 of the instructions) | 0 | | | |
| d Applied to 2009 distributable amount | | | | 16,104 |
| e Remaining amount distributed out of corpus | 0 | | | |
| 5 Excess distributions carryover applied to 2009 *(If an amount appears in column (d), the same amount must be shown in column (a).)* | 0 | | | 0 |
| 6 **Enter the net total of each column as indicated below:** | | | | |
| a Corpus Add lines 3f, 4c, and 4e Subtract line 5 | 0 | | | |
| b Prior years' undistributed income Subtract line 4b from line 2b | | 0 | | |
| c Enter the amount of prior years' undistributed income for which a notice of deficiency has been issued, or on which the section 4942(a) tax has been previously assessed | | | | |
| d Subtract line 6c from line 6b Taxable amount—see page 27 of the instructions | | 0 | | |
| e Undistributed income for 2008 Subtract line 4a from line 2a Taxable amount—see page 27 of the instructions | | | 0 | |
| f Undistributed income for 2009 Subtract lines 4d and 5 from line 1 This amount must be distributed in 2010 | | | | 204,778 |
| 7 Amounts treated as distributions out of corpus to satisfy requirements imposed by section 170(b)(1)(F) or 4942(g)(3) (see page 27 of the instructions) | | | | |
| 8 Excess distributions carryover from 2004 not applied on line 5 or line 7 (see page 27 of the instructions) | 0 | | | |
| 9 **Excess distributions carryover to 2010.** Subtract lines 7 and 8 from line 6a | 0 | | | |
| 10 Analysis of line 9 | | | | |
| a Excess from 2005 | 0 | | | |
| b Excess from 2006 | 0 | | | |
| c Excess from 2007 | 0 | | | |
| d Excess from 2008 | 0 | | | |
| e Excess from 2009 | 0 | | | |

**Part XIV Private Operating Foundations** (see page 27 of the instructions and Part VII-A, question 9) **N/A**

1 a If the foundation has received a ruling or determination letter that it is a private operating foundation, and the ruling is effective for 2009, enter the date of the ruling ▶

b Check box to indicate whether the foundation is a private operating foundation described in section ☐ 4942(j)(3) or ☐ 4942(j)(5)

| | Tax year | Prior 3 years | | | (e) Total |
|---|---|---|---|---|---|
| | (a) 2009 | (b) 2008 | (c) 2007 | (d) 2006 | |
| 2 a Enter the lesser of the adjusted net income from Part I or the minimum investment return from Part X for each year listed | 0 | | | | 0 |
| b 85% of line 2a | 0 | 0 | 0 | 0 | 0 |
| c Qualifying distributions from Part XII, line 4 for each year listed | 0 | | | | 0 |
| d Amounts included in line 2c not used directly for active conduct of exempt activities | | | | | 0 |
| e Qualifying distributions made directly for active conduct of exempt activities Subtract line 2d from line 2c | 0 | 0 | 0 | 0 | 0 |
| 3 Complete 3a, b, or c for the alternative test relied upon<br>a "Assets" alternative test—enter<br>(1) Value of all assets | | | | | 0 |
| (2) Value of assets qualifying under section 4942(j)(3)(B)(i) | | | | | 0 |
| b "Endowment" alternative test—enter 2/3 of minimum investment return shown in Part X, line 6 for each year listed | 0 | | | | 0 |
| c "Support" alternative test—enter<br>(1) Total support other than gross investment income (interest, dividends, rents, payments on securities loans (section 512(a)(5)), or royalties) | | | | | 0 |
| (2) Support from general public and 5 or more exempt organizations as provided in section 4942(j)(3)(B)(iii) | | | | | 0 |
| (3) Largest amount of support from an exempt organization | | | | | 0 |
| (4) Gross investment income | | | | | 0 |

**Part XV Supplementary Information (Complete this part only if the foundation had $5,000 or more in assets at any time during the year—see page 28 of the instructions.)**

**1 Information Regarding Foundation Managers:**

a List any managers of the foundation who have contributed more than 2% of the total contributions received by the foundation before the close of any tax year (but only if they have contributed more than $5,000) (See section 507(d)(2) )

NONE

b List any managers of the foundation who own 10% or more of the stock of a corporation (or an equally large portion of the ownership of a partnership or other entity) of which the foundation has a 10% or greater interest

NONE

**2 Information Regarding Contribution, Grant, Gift, Loan, Scholarship, etc., Programs:**

Check here ▶ ☒ if the foundation only makes contributions to preselected charitable organizations and does not accept unsolicited requests for funds If the foundation makes gifts, grants, etc (see page 28 of the instructions) to individuals or organizations under other conditions, complete items 2a, b, c, and d

a The name, address, and telephone number of the person to whom applications should be addressed

b The form in which applications should be submitted and information and materials they should include

c Any submission deadlines

d Any restrictions or limitations on awards, such as by geographical areas, charitable fields, kinds of institutions, or other factors

**Part XV Supplementary Information** (continued)

**3 Grants and Contributions Paid During the Year or Approved for Future Payment**

| Recipient<br>Name and address (home or business) | If recipient is an individual, show any relationship to any foundation manager or substantial contributor | Foundation status of recipient | Purpose of grant or contribution | Amount |
|---|---|---|---|---|
| **a** *Paid dunng the year*<br>See Attached Statement | | | | 0<br>0<br>0<br>0<br>0<br>0<br>0<br>0<br>0<br>0<br>0<br>0<br>0<br>0<br>0<br>0<br>0 |
| **Total** | | | ▶ **3a** | 227,258 |
| **b** *Approved for future payment*<br>NONE | | | | 0<br>0<br>0<br>0<br>0<br>0<br>0<br>0<br>0<br>0 |
| **Total** | | | ▶ **3b** | 0 |

## Part XVI-A Analysis of Income-Producing Activities

| Enter gross amounts unless otherwise indicated | Unrelated business income | | Excluded by section 512, 513, or 514 | | (e) |
|---|---|---|---|---|---|
| | (a) Business code | (b) Amount | (c) Exclusion code | (d) Amount | Related or exempt function income (See page 28 of the instructions ) |
| 1 Program service revenue | | | | | |
| a | | 0 | | 0 | 0 |
| b | | 0 | | 0 | 0 |
| c | | 0 | | 0 | 0 |
| d | | 0 | | 0 | 0 |
| e | | 0 | | 0 | 0 |
| f | | 0 | | 0 | 0 |
| g Fees and contracts from government agencies | | | | | |
| 2 Membership dues and assessments | | | | | |
| 3 Interest on savings and temporary cash investments | | | | | |
| 4 Dividends and interest from securities | | | 14 | 153,702 | |
| 5 Net rental income or (loss) from real estate | | | | | |
| a Debt-financed property | | | | | |
| b Not debt-financed property | | | | | |
| 6 Net rental income or (loss) from personal property | | | | | |
| 7 Other investment income | | | | | |
| 8 Gain or (loss) from sales of assets other than inventory | | | 18 | -159,743 | |
| 9 Net income or (loss) from special events | | | | | |
| 10 Gross profit or (loss) from sales of inventory . | | | | | |
| 11 Other revenue a | | 0 | | 343 | 0 |
| b | | 0 | | 0 | 0 |
| c | | 0 | | 0 | 0 |
| d | | 0 | | 0 | 0 |
| e | | 0 | | 0 | 0 |
| 12 Subtotal Add columns (b), (d), and (e) | | 0 | | -5,698 | 0 |
| 13 **Total.** Add line 12, columns (b), (d), and (e) | | | | 13 | -5,698 |

(See worksheet in line 13 instructions on page 28 to verify calculations )

## Part XVI-B Relationship of Activities to the Accomplishment of Exempt Purposes

| Line No. ▼ | Explain below how each activity for which income is reported in column (e) of Part XVI-A contributed importantly to the accomplishment of the foundation's exempt purposes (other than by providing funds for such purposes) (See page 28 of the instructions ) |
|---|---|
| | Not Applicable |

**Part XVII Information Regarding Transfers To and Transactions and Relationships With Noncharitable Exempt Organizations**

| | | | Yes | No |
|---|---|---|---|---|
| 1 | Did the organization directly or indirectly engage in any of the following with any other organization described in section 501(c) of the Code (other than section 501(c)(3) organizations) or in section 527, relating to political organizations? | | | |
| a | Transfers from the reporting foundation to a noncharitable exempt organization of | | | |
| | (1) Cash | 1a(1) | | X |
| | (2) Other assets | 1a(2) | | X |
| b | Other transactions | | | |
| | (1) Sales of assets to a noncharitable exempt organization | 1b(1) | | X |
| | (2) Purchases of assets from a noncharitable exempt organization | 1b(2) | | X |
| | (3) Rental of facilities, equipment, or other assets | 1b(3) | | X |
| | (4) Reimbursement arrangements | 1b(4) | | X |
| | (5) Loans or loan guarantees | 1b(5) | | X |
| | (6) Performance of services or membership or fundraising solicitations | 1b(6) | | X |
| c | Sharing of facilities, equipment, mailing lists, other assets, or paid employees | 1c | | X |

d If the answer to any of the above is "Yes," complete the following schedule Column **(b)** should always show the fair market value of the goods, other assets, or services given by the reporting foundation If the foundation received less than fair market value in any transaction or sharing arrangement, show in column **(d)** the value of the goods, other assets, or services received

| (a) Line no | (b) Amount involved | (c) Name of noncharitable exempt organization | (d) Description of transfers, transactions, and sharing arrangements |
|---|---|---|---|
| | 0 | Not Applicable | |
| | 0 | | |
| | 0 | | |
| | 0 | | |
| | 0 | | |
| | 0 | | |
| | 0 | | |
| | 0 | | |
| | 0 | | |
| | 0 | | |
| | 0 | | |
| | 0 | | |
| | 0 | | |
| | 0 | | |
| | 0 | | |
| | 0 | | |

2a Is the foundation directly or indirectly affiliated with, or related to, one or more tax-exempt organizations described in section 501(c) of the Code (other than section 501(c)(3)) or in section 527? ☐ Yes ☒ No

b If "Yes," complete the following schedule

| (a) Name of organization | (b) Type of organization | (c) Description of relationship |
|---|---|---|
| | | |
| | | |
| | | |
| | | |
| | | |

Sign Here

Under penalties of perjury, I declare that I have examined this return, including accompanying schedules and statements, and to the best of my knowledge and belief, it is true, correct, and complete Declaration of preparer (other than taxpayer or fiduciary) is based on all information of which preparer has any knowledge

Richard D. Fee — Signature of officer or trustee | 4/16/2010 — Date | TRUSTEE — Title

Paid Preparer's Use Only

| Preparer's signature | Date | Check if self-employed ▶ ☒ | Preparer's identifying number (see **Signature** on page 30 of the instructions) |
|---|---|---|---|
| | 4/16/2010 | | P00364310 |

| Firm's name (or yours if self-employed), address, and ZIP code | EIN ▶ 13-4008324 |
|---|---|
| PRICEWATERHOUSECOOPERS LLP<br>600 GRANT STREET, PITTSBURGH 15219 | Phone no 412-355-6000 |

## Line 6 (990-PF) - Gain/Loss from Sale of Assets Other Than Inventory

| | Amount |
|---|---|
| Long Term CG Distributions | 0 |
| Short Term CG Distributions | 0 |

| | Totals | Gross Sales | Cost, Other Basis and Expenses | Net Gain or Loss |
|---|---|---|---|---|
| | Securities | 2,871,315 | 3,031,058 | -159,743 |
| | Other sales | 0 | 0 | 0 |

| Index | Check "X" if Sale of Security | Description | CUSIP # | Purchaser | Check "X" if Purchaser is a Business | Date Acquired | Acquisition Method | Date Sold | Gross Sales Price | Cost or Other Basis (Enter one field only) Cost | Donated Value | Expense of Sale and Cost of Improvements | Depreciation |
|---|---|---|---|---|---|---|---|---|---|---|---|---|---|
| 1 | X | BMC SOFTWARE INC | 055921100 | | | 5/2/2008 | | 7/6/2009 | 6,605 | 7,296 | | | |
| 2 | X | BMC SOFTWARE INC | 055921100 | | | 5/2/2008 | | 7/7/2009 | 14,698 | 16,470 | | | |
| 3 | X | BMC SOFTWARE INC | 055921100 | | | 5/2/2008 | | 12/7/2009 | 1,890 | 1,776 | | | |
| 4 | X | BMC SOFTWARE INC | 055921100 | | | 9/11/2008 | | 12/7/2009 | 415 | 337 | | | |
| 5 | X | BEST BUY CO INC | 086516101 | | | 2/27/2008 | | 1/20/2009 | 14,410 | 24,314 | | | |
| 6 | X | BEST BUY CO INC | 086516101 | | | 4/3/2008 | | 1/20/2009 | 3,137 | 4,833 | | | |
| 7 | X | BEST BUY CO INC | 086516101 | | | 9/11/2008 | | 1/20/2009 | 583 | 952 | | | |
| 8 | X | CSX CORP | 126408103 | | | 8/1/2005 | | 7/28/2009 | 11,207 | 6,468 | | | |
| 9 | X | CSX CORP | 126408103 | | | 8/1/2005 | | 12/7/2009 | 1,483 | 688 | | | |
| 10 | X | CA INC | 12673P105 | | | 9/20/2007 | | 12/7/2009 | 3,813 | 4,400 | | | |
| 11 | X | CAPITAL ONE FINL | 14040H105 | | | 4/21/2008 | | 3/23/2009 | 6,735 | 25,239 | | | |
| 12 | X | CAPITAL ONE FINL | 14040H105 | | | 4/30/2008 | | 3/23/2009 | 4,593 | 19,042 | | | |
| 13 | X | CAPITAL ONE FINL | 14040H105 | | | 9/11/2008 | | 3/23/2009 | 603 | 2,183 | | | |
| 14 | X | CAPITAL ONE FINL | 14040H105 | | | 11/5/2008 | | 3/23/2009 | 244 | 760 | | | |
| 15 | X | CAPITAL ONE FINL | 14040H105 | | | 11/5/2008 | | 4/27/2009 | 1,070 | 2,480 | | | |
| 16 | X | CAPITAL ONE FINL | 14040H105 | | | 12/22/2008 | | 4/27/2009 | 8,021 | 14,171 | | | |
| 17 | X | CAPITAL ONE FINL | 14040H105 | | | 2/4/2009 | | 4/27/2009 | 811 | 717 | | | |
| 18 | X | CAPITAL ONE FINL | 14040H105 | | | 2/4/2009 | | 5/11/2009 | 18,750 | 10,240 | | | |
| 19 | X | CAPITAL ONE FINL | 14040H105 | | | 2/4/2009 | | 5/12/2009 | 8,793 | 5,326 | | | |
| 20 | X | CHEVRON CORP | 166764100 | | | 10/10/2001 | | 4/23/2009 | 3,879 | 34 | | | |
| 21 | X | CHEVRON CORP | 166764100 | | | 10/10/2001 | | 12/7/2009 | 786 | 6 | | | |
| 22 | X | CHEVRON CORP | 166764100 | | | 2/11/2003 | | 12/7/2009 | 10,213 | 4,239 | | | |
| 23 | X | CHUBB CORP | 171232101 | | | 2/28/2008 | | 12/7/2009 | 5,392 | 5,855 | | | |
| 24 | X | CISCO SYSTEMS INC | 17275RAE2 | | | 2/24/2009 | | 4/23/2009 | 5,103 | 4,909 | | | |
| 25 | X | CITIGROUP | 172967BP5 | | | 1/6/2003 | | 2/25/2009 | 60,750 | 101,726 | | | |
| 26 | X | CITIGROUP | 172967BW0 | | | 11/27/2006 | | 2/24/2009 | 52,250 | 92,727 | | | |
| 27 | X | COCA COLA ENTERPRISES | 191219104 | | | 6/15/2009 | | 12/7/2009 | 2,786 | 2,399 | | | |
| 28 | X | COMPUTER SCIENCE CRP | 205363104 | | | 3/4/2009 | | 4/23/2009 | 2,887 | 2,878 | | | |
| 29 | X | COMPUTER SCIENCE CRP | 205363104 | | | 3/4/2009 | | 12/7/2009 | 7,219 | 4,676 | | | |
| 30 | X | CONAGRA FOODS INC | 205887102 | | | 6/22/2009 | | 12/7/2009 | 3,389 | 2,867 | | | |
| 31 | X | CREDIT SUISSE FB USA INC | 22541LAR4 | | | 11/1/2007 | | 4/23/2009 | 2,847 | 2,906 | | | |
| 32 | X | CUMMINS INC COM | 231021106 | | | 9/24/2008 | | 4/20/2009 | 12,417 | 25,069 | | | |
| 33 | X | CUMMINS INC COM | 231021106 | | | 9/24/2008 | | 4/21/2009 | 7,633 | 15,206 | | | |
| 34 | X | DARDEN RESTAURANTS INC | 237194105 | | | 4/20/2009 | | 12/7/2009 | 3,218 | 3,904 | | | |
| 35 | X | DISCOVER FINL SVCS | 254709108 | | | 11/9/2009 | | 12/7/2009 | 3,448 | 3,388 | | | |
| 36 | X | DOVER CORP | 260003108 | | | 5/15/2008 | | 5/4/2009 | 4,925 | 8,326 | | | |
| 37 | X | DOVER CORP | 260003108 | | | 5/15/2008 | | 5/5/2009 | 6,820 | 11,603 | | | |
| 38 | X | DOVER CORP | 260003108 | | | 5/15/2008 | | 12/7/2009 | 4,647 | 5,909 | | | |
| 39 | X | ENSCO INTL INC COM | 26874Q100 | | | 10/19/2009 | | 12/23/2009 | 16,659 | 16,659 | | | |
| 40 | X | ENSCO INTL INC COM | 26874Q100 | | | 10/20/2009 | | 12/23/2009 | 2,741 | 2,741 | | | |
| 41 | X | ENSCO INTL LTD SPNSR ADR | 29358Q109 | | | 10/19/2009 | | 12/29/2009 | 7,636 | 9,090 | | | |
| 42 | X | ENSCO INTL LTD SPNSR ADR | 29358Q109 | | | 10/19/2009 | | 12/30/2009 | 4,368 | 5,229 | | | |
| 43 | X | ENSCO INTL LTD SPNSR ADR | 29358Q109 | | | 10/19/2009 | | 12/31/2009 | 4,110 | 4,985 | | | |
| 44 | X | ENSCO INTL LTD SPNSR ADR | 29358Q109 | | | 10/20/2009 | | 12/31/2009 | 242 | 287 | | | |
| 45 | X | EXPRESS SCRIPTS INC COM | 302182100 | | | 6/13/2005 | | 8/3/2009 | 13,602 | 4,777 | | | |
| 46 | X | EXPRESS SCRIPTS INC COM | 302182100 | | | 6/13/2005 | | 8/4/2009 | 14,070 | 4,972 | | | |
| 47 | X | EXPRESS SCRIPTS INC COM | 302182100 | | | 6/13/2005 | | 8/5/2009 | 3,523 | 1,267 | | | |
| 48 | X | EXPRESS SCRIPTS INC COM | 302182100 | | | 6/13/2005 | | 8/17/2009 | 2,569 | 926 | | | |
| 49 | X | EXPRESS SCRIPTS INC COM | 302182100 | | | 12/21/2006 | | 8/17/2009 | 9,737 | 5,337 | | | |

## Line 6 (990-PF) - Gain/Loss from Sale of Assets Other Than Inventory

| | Amount |
|---|---|
| Long Term CG Distributions | 0 |
| Short Term CG Distributions | 0 |

| | Gross Sales | Cost, Other Basis and Expenses | Net Gain or Loss |
|---|---|---|---|
| Totals | | | |
| Securities | 2,871,315 | 3,031,058 | -159,743 |
| Other sales | 0 | 0 | 0 |

| Index | Check "X" if Sale of Security | Description | CUSIP # | Purchaser | Check "X" if Purchaser is a Business | Date Acquired | Acquisition Method | Date Sold | Gross Sales Price | Cost or Other Basis (Enter one field only) Cost | Donated Value | Expense of Sale and Cost of Improvements | Depreciation |
|---|---|---|---|---|---|---|---|---|---|---|---|---|---|
| 50 | X | EXPRESS SCRIPTS INC COM | 302182100 | | | 4/3/2008 | | 8/17/2009 | 2,637 | 2,552 | | | |
| 51 | X | EXPRESS SCRIPTS INC COM | 302182100 | | | 4/3/2008 | | 8/18/2009 | 67 | 65 | | | |
| 52 | X | EXPRESS SCRIPTS INC COM | 302182100 | | | 9/11/2008 | | 8/18/2009 | 2,072 | 2,310 | | | |
| 53 | X | EXPRESS SCRIPTS INC COM | 302182100 | | | 11/5/2008 | | 8/18/2009 | 7,152 | 6,718 | | | |
| 54 | X | EXXON MOBIL CORP COM | 30231G102 | | | 12/1/1999 | | 6/1/2009 | 13,931 | 207 | | | |
| 55 | X | EXXON MOBIL CORP COM | 30231G102 | | | 2/11/2003 | | 6/1/2009 | 16,931 | 8,003 | | | |
| 56 | X | EXXON MOBIL CORP COM | 30231G102 | | | 2/11/2003 | | 10/19/2009 | 12,017 | 5,505 | | | |
| 57 | X | EXXON MOBIL CORP COM | 30231G102 | | | 9/18/2006 | | 10/19/2009 | 14,155 | 12,632 | | | |
| 58 | X | EXXON MOBIL CORP COM | 30231G102 | | | 10/16/2006 | | 10/19/2009 | 5,972 | 5,627 | | | |
| 59 | X | EXXON MOBIL CORP COM | 30231G102 | | | 12/21/2006 | | 10/20/2009 | 12,322 | 12,859 | | | |
| 60 | X | EXXON MOBIL CORP COM | 30231G102 | | | 12/21/2006 | | 10/20/2009 | 4,375 | 4,562 | | | |
| 61 | X | EXXON MOBIL CORP COM | 30231G102 | | | 2/27/2008 | | 10/20/2009 | 2,552 | 3,151 | | | |
| 62 | X | EXXON MOBIL CORP COM | 30231G102 | | | 10/16/2006 | | 10/21/2009 | 6,994 | 6,605 | | | |
| 63 | X | EXXON MOBIL CORP COM | 30231G102 | | | 12/21/2006 | | 10/21/2009 | 8,761 | 9,048 | | | |
| 64 | X | EXXON MOBIL CORP COM | 30231G102 | | | 2/27/2008 | | 12/7/2009 | 1,479 | 1,801 | | | |
| 65 | X | FAMILY DOLLAR STORES | 307000109 | | | 4/8/2009 | | 12/7/2009 | 3,435 | 4,150 | | | |
| 66 | X | FEDERAL HOME LN MTG COR | 3134A4UK8 | | | 7/8/2008 | | 4/23/2009 | 1,110 | 1,026 | | | |
| 67 | X | FEDERAL NATL MTGE ASSN | 31359MEK5 | | | 5/18/2004 | | 1/15/2009 | 180,000 | 180,000 | | | |
| 68 | X | FEDERAL NATL MTGE ASSOC | 31359MJH7 | | | 7/19/2004 | | 4/23/2009 | 9,841 | 9,269 | | | |
| 69 | X | FEDERAL NATL MTG ASSOC | 31398ADM1 | | | 6/26/2007 | | 4/23/2009 | 5,675 | 4,942 | | | |
| 70 | X | FEDERAL NATL MTG ASSOC | 31398ATL6 | | | 9/26/2008 | | 4/23/2009 | 7,345 | 7,043 | | | |
| 71 | X | FLOWSERVE CORP | 34354P105 | | | 9/8/2009 | | 12/7/2009 | 1,972 | 1,825 | | | |
| 72 | X | FOREST LABS INC | 345838106 | | | 11/20/2006 | | 12/7/2009 | 3,286 | 5,171 | | | |
| 73 | X | FOREST LABS INC | 345838106 | | | 12/21/2006 | | 12/7/2009 | 2,347 | 3,845 | | | |
| 74 | X | GAP INC DELAWARE | 364760108 | | | 2/27/2008 | | 4/8/2009 | 17,107 | 24,508 | | | |
| 75 | X | GAP INC DELAWARE | 364760108 | | | 4/3/2008 | | 4/8/2009 | 1,306 | 1,834 | | | |
| 76 | X | GAP INC DELAWARE | 364760108 | | | 4/17/2008 | | 4/8/2009 | 1,831 | 2,462 | | | |
| 77 | X | GAP INC DELAWARE | 364760108 | | | 4/17/2008 | | 12/7/2009 | 1,955 | 1,718 | | | |
| 78 | X | GENERAL ELECTRIC | 369604103 | | | 7/28/1992 | | 3/30/2009 | 3,054 | 1,176 | | | |
| 79 | X | GENERAL ELECTRIC | 369604103 | | | 2/11/2003 | | 3/30/2009 | 4,278 | 9,770 | | | |
| 80 | X | GENERAL ELECTRIC | 369604103 | | | 12/21/2006 | | 3/30/2009 | 2,408 | 9,206 | | | |
| 81 | X | GENERAL ELECTRIC | 369604103 | | | 4/3/2008 | | 3/30/2009 | 856 | 3,273 | | | |
| 82 | X | GENERAL ELECTRIC | 369604103 | | | 9/11/2008 | | 3/30/2009 | 806 | 2,232 | | | |
| 83 | X | GENERAL ELECTRIC CAP CO | 36962GZH0 | | | 12/21/2006 | | 4/23/2009 | 7,049 | 6,944 | | | |
| 84 | X | GENERAL ELECTRIC CAP CO | 36962GZH0 | | | 12/21/2006 | | 9/15/2009 | 103,000 | 102,172 | | | |
| 85 | X | GENERAL MILLS | 370334104 | | | 1/25/2005 | | 5/18/2009 | 11,597 | 11,499 | | | |
| 86 | X | GENERAL MILLS | 370334104 | | | 1/25/2005 | | 5/19/2009 | 5,341 | 5,307 | | | |
| 87 | X | GENERAL MILLS | 370334104 | | | 12/21/2006 | | 5/19/2009 | 5,394 | 6,047 | | | |
| 88 | X | GENERAL MILLS | 370334104 | | | 4/3/2008 | | 5/19/2009 | 1,833 | 2,106 | | | |
| 89 | X | GENERAL MILLS | 370334104 | | | 9/11/2008 | | 5/19/2009 | 52 | 69 | | | |
| 90 | X | GENERAL MILLS | 370334104 | | | 9/11/2008 | | 5/20/2009 | 999 | 1,304 | | | |
| 91 | X | GENERAL MILLS | 370334104 | | | 11/5/2008 | | 5/20/2009 | 3,259 | 4,146 | | | |
| 92 | X | GOLDMAN SACHS GROUP IN | 38141G104 | | | 6/1/2009 | | 12/7/2009 | 3,319 | 2,911 | | | |
| 93 | X | GOLDMAN SACHS GROUP IN | 38141GEE0 | | | 8/15/2006 | | 4/23/2009 | 11,884 | 12,534 | | | |
| 94 | X | HEINZ H J CO PV 25CT | 423074103 | | | 3/29/2007 | | 6/22/2009 | 4,227 | 5,580 | | | |
| 95 | X | HEINZ H J CO PV 25CT | 423074103 | | | 3/29/2007 | | 6/23/2009 | 13,836 | 18,444 | | | |
| 96 | X | HEINZ H J CO PV 25CT | 423074103 | | | 4/3/2008 | | 6/23/2009 | 142 | 190 | | | |
| 97 | X | HEINZ H J CO PV 25CT | 423074103 | | | 4/3/2008 | | 6/24/2009 | 1,100 | 1,475 | | | |
| 98 | X | HEINZ H J CO PV 25CT | 423074103 | | | 9/11/2008 | | 6/24/2009 | 1,454 | 2,146 | | | |

## Line 6 (990-PF) - Gain/Loss from Sale of Assets Other Than Inventory

| | Amount |
|---|---|
| Long Term CG Distributions | 0 |
| Short Term CG Distributions | 0 |

| | Gross Sales | Cost, Other Basis and Expenses | Net Gain or Loss |
|---|---|---|---|
| Totals | | | |
| Securities | 2,871,315 | 3,031,058 | -159,743 |
| Other sales | 0 | 0 | 0 |

| Index | Check "X" if Sale of Security | Description | CUSIP # | Purchaser | Check "X" if Purchaser is a Business | Date Acquired | Acquisition Method | Date Sold | Gross Sales Price | Cost or Other Basis (Enter one field only) Cost | Donated Value | Expense of Sale and Cost of Improvements | Depreciation |
|---|---|---|---|---|---|---|---|---|---|---|---|---|---|
| 99 | X | HEINZ H J CO PV 25CT | 423074103 | | | 11/5/2008 | | 6/24/2009 | 2,093 | 2,613 | | | |
| 100 | X | HEWLETT PACKARD CO DEL | 428236103 | | | 4/6/2005 | | 3/9/2009 | 12,324 | 10,409 | | | |
| 101 | X | HEWLETT PACKARD CO DEL | 428236103 | | | 4/6/2005 | | 4/23/2009 | 2,725 | 1,753 | | | |
| 102 | X | HEWLETT PACKARD CO DEL | 428236103 | | | 4/6/2005 | | 10/26/2009 | 17,572 | 7,999 | | | |
| 103 | X | HEWLETT PACKARD CO DEL | 428236103 | | | 4/6/2005 | | 12/7/2009 | 1,981 | 877 | | | |
| 104 | X | HUDSON CITY BANCORP INC | 443683107 | | | 5/11/2009 | | 11/9/2009 | 10,623 | 10,502 | | | |
| 105 | X | HUDSON CITY BANCORP INC | 443683107 | | | 5/12/2009 | | 11/9/2009 | 4,893 | 4,826 | | | |
| 106 | X | HUDSON CITY BANCORP INC | 443683107 | | | 5/12/2009 | | 11/10/2009 | 6,762 | 6,632 | | | |
| 107 | X | INTL BUSINESS MACHINES | 459200101 | | | 1/30/2007 | | 12/7/2009 | 8,907 | 6,908 | | | |
| 108 | X | INTL PAPER CO | 460146103 | | | 9/10/2007 | | 12/7/2009 | 2,324 | 3,118 | | | |
| 109 | X | JOHNSON AND JOHNSON CO | 478160104 | | | 1/17/2003 | | 12/7/2009 | 9,018 | 7,707 | | | |
| 110 | X | KLA TENCOR CORP PV$0 001 | 482480100 | | | 7/11/2007 | | 3/31/2009 | 11,711 | 32,977 | | | |
| 111 | X | KLA TENCOR CORP PV$0 001 | 482480100 | | | 4/3/2008 | | 3/31/2009 | 984 | 1,986 | | | |
| 112 | X | KLA TENCOR CORP PV$0 001 | 482480100 | | | 9/11/2008 | | 3/31/2009 | 1,125 | 1,850 | | | |
| 113 | X | KROGER CO | 501044101 | | | 12/14/2006 | | 3/2/2009 | 12,325 | 14,624 | | | |
| 114 | X | KROGER CO | 501044101 | | | 12/14/2006 | | 4/23/2009 | 1,485 | 1,698 | | | |
| 115 | X | KROGER CO | 501044101 | | | 12/14/2006 | | 12/7/2009 | 3,429 | 3,638 | | | |
| 116 | X | L-3 COMMNCTNS HLDGS | 502424104 | | | 8/23/2007 | | 12/7/2009 | 5,705 | 6,840 | | | |
| 117 | X | LAUDER ESTEE COS INC A | 518439104 | | | 6/13/2007 | | 2/4/2009 | 14,256 | 25,282 | | | |
| 118 | X | LAUDER ESTEE COS INC A | 518439104 | | | 4/3/2008 | | 2/4/2009 | 1,258 | 2,306 | | | |
| 119 | X | LAUDER ESTEE COS INC A | 518439104 | | | 9/11/2008 | | 2/4/2009 | 367 | 737 | | | |
| 120 | X | LAUDER ESTEE COS INC A | 518439104 | | | 11/5/2008 | | 2/4/2009 | 2,123 | 2,836 | | | |
| 121 | X | ELI LILLY & CO | 532457108 | | | 1/20/2009 | | 8/10/2009 | 14,159 | 16,019 | | | |
| 122 | X | ELI LILLY & CO | 532457108 | | | 1/20/2009 | | 8/11/2009 | 3,642 | 4,129 | | | |
| 123 | X | LOCKHEED MARTIN CORP | 539830109 | | | 11/28/2005 | | 4/23/2009 | 534 | 425 | | | |
| 124 | X | LOCKHEED MARTIN CORP | 539830109 | | | 12/21/2006 | | 4/23/2009 | 991 | 1,197 | | | |
| 125 | X | LOCKHEED MARTIN CORP | 539830109 | | | 12/21/2006 | | 12/7/2009 | 3,143 | 3,684 | | | |
| 126 | X | MARATHON OIL CORP | 565849106 | | | 7/6/2009 | | 12/7/2009 | 1,915 | 1,698 | | | |
| 127 | X | MCDONALDS CORP COM | 580135101 | | | 9/15/2003 | | 9/21/2009 | 3,988 | 1,678 | | | |
| 128 | X | MCDONALDS CORP COM | 580135101 | | | 12/21/2006 | | 9/21/2009 | 12,131 | 9,504 | | | |
| 129 | X | MCDONALDS CORP COM | 580135101 | | | 12/21/2006 | | 9/22/2009 | 670 | 528 | | | |
| 130 | X | MCDONALDS CORP COM | 580135101 | | | 11/13/2007 | | 9/22/2009 | 17,023 | 17,407 | | | |
| 131 | X | MCDONALDS CORP COM | 580135101 | | | 11/13/2007 | | 9/23/2009 | 4,700 | 4,794 | | | |
| 132 | X | MCDONALDS CORP COM | 580135101 | | | 9/11/2008 | | 9/23/2009 | 783 | 900 | | | |
| 133 | X | MCDONALDS CORP COM | 580135101 | | | 11/5/2008 | | 9/23/2009 | 5,595 | 5,724 | | | |
| 134 | X | MCKESSON CORPORATION C | 58155Q103 | | | 12/15/2005 | | 4/23/2009 | 3,168 | 4,712 | | | |
| 135 | X | MCKESSON CORPORATION C | 58155Q103 | | | 12/15/2005 | | 12/7/2009 | 3,798 | 3,246 | | | |
| 136 | X | MCKESSON CORPORATION C | 58155Q103 | | | 1/4/2006 | | 12/7/2009 | 3,553 | 3,111 | | | |
| 137 | X | MEDCO HEALTH SOLUTIONS | 58405U102 | | | 4/2/2007 | | 12/7/2009 | 4,491 | 2,582 | | | |
| 138 | X | MICROSOFT CORP | 594918104 | | | 1/22/2003 | | 12/7/2009 | 2,390 | 2,080 | | | |
| 139 | X | NRG ENERGY INC | 629377508 | | | 12/28/2007 | | 12/7/2009 | 3,483 | 6,075 | | | |
| 140 | X | NORTHROP GRUMMAN CORP | 666807102 | | | 8/3/2009 | | 12/7/2009 | 5,037 | 4,118 | | | |
| 141 | X | OCCIDENTAL PETE CORP CA | 674599105 | | | 7/19/2005 | | 4/6/2009 | 10,985 | 7,663 | | | |
| 142 | X | OCCIDENTAL PETE CORP CA | 674599105 | | | 10/17/2005 | | 4/6/2009 | 5,350 | 3,548 | | | |
| 143 | X | OCCIDENTAL PETE CORP CA | 674599105 | | | 10/17/2005 | | 12/7/2009 | 5,492 | 2,642 | | | |
| 144 | X | PEPSICO INC | 713448BH0 | | | 11/21/2008 | | 4/24/2009 | 1,027 | 954 | | | |
| 145 | X | PFIZER INC | 717081103 | | | 1/6/2003 | | 12/7/2009 | 5,499 | 9,573 | | | |
| 146 | X | PRIDE INTL INC DEL | 74153Q102 | | | 10/19/2009 | | 12/7/2009 | 2,578 | 2,604 | | | |
| 147 | X | PROCTER & GAMBLE CO | 742718109 | | | 10/13/2008 | | 4/23/2009 | 1,475 | 1,884 | | | |

## Line 6 (990-PF) - Gain/Loss from Sale of Assets Other Than Inventory

| | Amount |
|---|---|
| Long Term CG Distributions | 0 |
| Short Term CG Distributions | 0 |

| | Totals | Gross Sales | Cost, Other Basis and Expenses | Net Gain or Loss |
|---|---|---|---|---|
| | Securities | 2,871,315 | 3,031,058 | -159,743 |
| | Other sales | 0 | 0 | 0 |

| Index | Check "X" if Sale of Security | Description | CUSIP # | Purchaser | Check "X" if Purchaser is a Business | Date Acquired | Acquisition Method | Date Sold | Gross Sales Price | Cost or Other Basis (Enter one field only) Cost | Cost or Other Basis (Enter one field only) Donated Value | Expense of Sale and Cost of Improvements | Depreciation |
|---|---|---|---|---|---|---|---|---|---|---|---|---|---|
| 148 | X | PROCTER & GAMBLE CO | 742718109 | | | 10/13/2008 | | 5/26/2009 | 10,944 | 12,808 | | | |
| 149 | X | PROCTER & GAMBLE CO | 742718109 | | | 10/13/2008 | | 6/15/2009 | 4,879 | 5,964 | | | |
| 150 | X | PROCTER & GAMBLE CO | 742718109 | | | 12/22/2008 | | 6/15/2009 | 14,072 | 16,532 | | | |
| 151 | X | PRUDENTIAL FINANCIAL INC | 744320102 | | | 12/14/2004 | | 3/30/2009 | 2,754 | 7,815 | | | |
| 152 | X | PRUDENTIAL FINANCIAL INC | 744320102 | | | 12/21/2006 | | 3/30/2009 | 1,824 | 8,484 | | | |
| 153 | X | PRUDENTIAL FINANCIAL INC | 744320102 | | | 6/19/2007 | | 3/30/2009 | 1,954 | 10,723 | | | |
| 154 | X | PRUDENTIAL FINANCIAL INC | 744320102 | | | 4/3/2008 | | 3/30/2009 | 596 | 2,607 | | | |
| 155 | X | PRUDENTIAL FINANCIAL INC | 744320102 | | | 9/11/2008 | | 3/30/2009 | 298 | 1,293 | | | |
| 156 | X | QWEST COMM INTL INC COM | 749121109 | | | 1/20/2006 | | 12/7/2009 | 7,335 | 10,917 | | | |
| 157 | X | RAYTHEON CO DELAWARE N | 755111507 | | | 5/5/2006 | | 12/7/2009 | 4,728 | 4,200 | | | |
| 158 | X | ROSS STORES INC COM | 778296103 | | | 10/21/2008 | | 12/7/2009 | 5,720 | 3,917 | | | |
| 159 | X | SAFEWAY INC NEW | 786514208 | | | 1/12/2006 | | 12/7/2009 | 2,925 | 3,174 | | | |
| 160 | X | SUNOCO INC PVS1 PA | 86764P109 | | | 2/15/2006 | | 11/23/2009 | 4,251 | 12,136 | | | |
| 161 | X | SUNOCO INC PVS1 PA | 86764P109 | | | 2/15/2006 | | 11/24/2009 | 2,501 | 7,208 | | | |
| 162 | X | SUNOCO INC PVS1 PA | 86764P109 | | | 12/21/2006 | | 11/24/2009 | 1,608 | 4,047 | | | |
| 163 | X | SUNOCO INC PVS1 PA | 86764P109 | | | 4/3/2008 | | 11/24/2009 | 510 | 1,085 | | | |
| 164 | X | SUNOCO INC PVS1 PA | 86764P109 | | | 11/5/2008 | | 11/24/2009 | 1,761 | 2,199 | | | |
| 165 | X | SYMANTEC CORP COM | 871503108 | | | 10/27/2008 | | 4/13/2009 | 30,486 | 26,189 | | | |
| 166 | X | SYSCO CORPORATION | 871829107 | | | 10/28/2008 | | 4/23/2009 | 1,550 | 1,739 | | | |
| 167 | X | SYSCO CORPORATION | 871829107 | | | 10/28/2008 | | 6/15/2009 | 6,613 | 7,154 | | | |
| 168 | X | SYSCO CORPORATION | 871829107 | | | 10/28/2008 | | 6/16/2009 | 6,943 | 7,552 | | | |
| 169 | X | SYSCO CORPORATION | 871829107 | | | 10/28/2008 | | 12/7/2009 | 1,702 | 1,490 | | | |
| 170 | X | TEXAS INSTRUMENTS | 882508104 | | | 10/5/2009 | | 12/7/2009 | 2,133 | 1,826 | | | |
| 171 | X | TRAVELERS COS INC | 89417E109 | | | 9/26/2005 | | 9/8/2009 | 12,430 | 11,115 | | | |
| 172 | X | TRAVELERS COS INC | 89417E109 | | | 9/26/2005 | | 12/7/2009 | 2,036 | 1,757 | | | |
| 173 | X | U S TREASURY BOND | 912810FF0 | | | 11/27/2006 | | 1/26/2009 | 7,277 | 6,422 | | | |
| 174 | X | U S TREASURY BOND | 912810FF0 | | | 11/27/2006 | | 2/24/2009 | 13,331 | 11,772 | | | |
| 175 | X | U S TREASURY BOND | 912810FF0 | | | 12/21/2006 | | 2/24/2009 | 59,382 | 52,021 | | | |
| 176 | X | U S TREASURY BOND | 912810FF0 | | | 3/15/2007 | | 2/24/2009 | 24,238 | 21,214 | | | |
| 177 | X | U S TREASURY BOND | 912810FF0 | | | 5/9/2007 | | 2/24/2009 | 121,188 | 104,736 | | | |
| 178 | X | U S TREASURY BOND | 912810FF0 | | | 8/10/2007 | | 2/24/2009 | 48,475 | 40,832 | | | |
| 179 | X | U S TRSY INFLATION NOTE | 912810FS2 | | | 2/3/2009 | | 4/23/2009 | 3,066 | 2,993 | | | |
| 180 | X | U S TREASURY BOND | 912810PT9 | | | 3/15/2007 | | 1/26/2009 | 2,465 | 2,018 | | | |
| 181 | X | U S TREASURY BOND | 912810PT9 | | | 3/15/2007 | | 2/24/2009 | 46,010 | 38,345 | | | |
| 182 | X | U S TREASURY BOND | 912810PT9 | | | 5/9/2007 | | 2/24/2009 | 36,323 | 29,716 | | | |
| 183 | X | U S TREASURY NOTE | 9128276J6 | | | 8/15/2006 | | 1/26/2009 | 6,478 | 6,080 | | | |
| 184 | X | U S TREASURY NOTE | 9128276J6 | | | 8/15/2006 | | 4/23/2009 | 1,066 | 1,011 | | | |
| 185 | X | U S TREASURY NOTE | 9128276J6 | | | 8/15/2006 | | 6/24/2009 | 87,766 | 83,815 | | | |
| 186 | X | U S TREASURY NOTE | 9128276J6 | | | 12/21/2006 | | 6/24/2009 | 63,445 | 60,806 | | | |
| 187 | X | U S TREASURY NOTE | 9128276J6 | | | 8/10/2007 | | 6/24/2009 | 15,861 | 15,209 | | | |
| 188 | X | U S TREASURY NOTE | 9128276T4 | | | 8/15/2006 | | 1/26/2009 | 3,260 | 3,012 | | | |
| 189 | X | U S TREASURY NOTE | 9128277B2 | | | 8/15/2006 | | 1/26/2009 | 7,731 | 7,031 | | | |
| 190 | X | U S TREASURY NOTE | 9128277B2 | | | 8/15/2006 | | 4/23/2009 | 4,366 | 4,016 | | | |
| 191 | X | U S TREASURY NOTE | 912828GH7 | | | 3/15/2007 | | 1/26/2009 | 3,447 | 3,018 | | | |
| 192 | X | U S TREASURY NOTE | 912828GH7 | | | 3/15/2007 | | 2/24/2009 | 100,997 | 88,526 | | | |
| 193 | X | U S TREASURY NOTE | 912828HA1 | | | 12/24/2007 | | 2/3/2009 | 67,661 | 61,213 | | | |
| 194 | X | U S TREASURY NOTE | 912828KD1 | | | 2/24/2009 | | 4/23/2009 | 13,760 | 14,028 | | | |
| 195 | X | U S TREASURY NOTE | 912828KD1 | | | 2/24/2009 | | 7/13/2009 | 74,410 | 78,153 | | | |
| 196 | X | U S TREASURY NOTE | 912828KD1 | | | 2/24/2009 | | 9/17/2009 | 244,795 | 259,500 | | | |

## Line 6 (990-PF) - Gain/Loss from Sale of Assets Other Than Inventory

| | Amount |
|---|---|
| Long Term CG Distributions | 0 |
| Short Term CG Distributions | 0 |

| | Totals | Gross Sales | Cost, Other Basis and Expenses | Net Gain or Loss |
|---|---|---|---|---|
| | Securities | 2,871,315 | 3,031,058 | -159,743 |
| | Other sales | 0 | 0 | 0 |

| Index | Check "X" if Sale of Security | Description | CUSIP # | Purchaser | Check "X" if Purchaser is a Business | Date Acquired | Acquisition Method | Date Sold | Gross Sales Price | Cost or Other Basis (Enter one field only) Cost | Donated Value | Expense of Sale and Cost of Improvements | Depreciation |
|---|---|---|---|---|---|---|---|---|---|---|---|---|---|
| 197 | X | U S TREASURY NOTE | 912828KX7 | | | 6/24/2009 | | 8/6/2009 | 89,403 | 89,314 | | | |
| 198 | X | UNUM GROUP | 91529Y106 | | | 10/14/2008 | | 12/7/2009 | 3,045 | 3,182 | | | |
| 199 | X | VALERO ENERGY CORP NEW | 91913Y100 | | | 5/25/2004 | | 11/23/2009 | 5,859 | 5,874 | | | |
| 200 | X | VALERO ENERGY CORP NEW | 91913Y100 | | | 5/25/2004 | | 11/24/2009 | 801 | 820 | | | |
| 201 | X | VALERO ENERGY CORP NEW | 91913Y100 | | | 12/21/2006 | | 11/24/2009 | 2,356 | 7,778 | | | |
| 202 | X | VALERO ENERGY CORP NEW | 91913Y100 | | | 7/25/2007 | | 11/24/2009 | 3,799 | 16,675 | | | |
| 203 | X | VALERO ENERGY CORP NEW | 91913Y100 | | | 4/3/2008 | | 11/24/2009 | 801 | 2,603 | | | |
| 204 | X | VALERO ENERGY CORP NEW | 91913Y100 | | | 9/11/2008 | | 11/24/2009 | 256 | 523 | | | |
| 205 | X | VALERO ENERGY CORP NEW | 91913Y100 | | | 11/5/2008 | | 11/24/2009 | 1,571 | 2,132 | | | |
| 206 | X | VERIZON COMMUNICATNS C | 92343V104 | | | 4/6/2009 | | 12/7/2009 | 2,987 | 2,953 | | | |
| 207 | X | WAL-MART STORES INC | 931142103 | | | 7/29/2008 | | 12/7/2009 | 3,284 | 3,398 | | | |
| 208 | X | WELLPOINT INC | 94973V107 | | | 10/27/2003 | | 12/7/2009 | 8,289 | 5,307 | | | |
| 209 | X | WSTN DIGITAL CORP DEL | 958102105 | | | 2/29/2008 | | 12/7/2009 | 5,505 | 4,462 | | | |
| 210 | X | WSTN DIGITAL CORP DEL | 958102105 | | | 2/29/2008 | | 12/21/2009 | 11,298 | 8,318 | | | |
| 211 | X | XILINX INC | 983919101 | | | 8/13/2008 | | 3/2/2009 | 7,074 | 11,407 | | | |
| 212 | X | XILINX INC | 983919101 | | | 8/13/2008 | | 12/7/2009 | 4,680 | 5,471 | | | |
| 213 | X | ACCENTURE PLC SHS | G1151C101 | | | 12/14/2005 | | 9/8/2009 | 6,982 | 5,857 | | | |
| 214 | X | ACCENTURE PLC SHS | G1151C101 | | | 12/14/2005 | | 9/9/2009 | 4,087 | 3,421 | | | |
| 215 | X | ACCENTURE PLC SHS | G1151C101 | | | 2/8/2006 | | 9/9/2009 | 3,082 | 2,903 | | | |
| 216 | X | ACCENTURE PLC SHS | G1151C101 | | | 2/8/2006 | | 9/10/2009 | 7,103 | 6,621 | | | |
| 217 | X | ACCENTURE PLC SHS | G1151C101 | | | 2/8/2006 | | 9/11/2009 | 1,812 | 1,663 | | | |
| 218 | X | ACCENTURE PLC SHS | G1151C101 | | | 2/8/2006 | | 11/9/2009 | 4,537 | 3,718 | | | |
| 219 | X | ACCENTURE PLC SHS | G1151C101 | | | 12/21/2006 | | 11/9/2009 | 7,602 | 7,161 | | | |
| 220 | X | ACCENTURE PLC SHS | G1151C101 | | | 12/21/2006 | | 11/10/2009 | 2,406 | 2,287 | | | |
| 221 | X | ACCENTURE PLC SHS | G1151C101 | | | 4/3/2008 | | 11/10/2009 | 4,930 | 4,548 | | | |
| 222 | X | ACCENTURE PLC SHS | G1151C101 | | | 9/11/2008 | | 11/10/2009 | 4,615 | 4,285 | | | |
| 223 | X | COOPER INDUSTRIES PLC | G24140108 | | | 12/9/2008 | | 10/5/2009 | 13,681 | 10,751 | | | |
| 224 | X | COOPER INDUSTRIES PLC | G24140108 | | | 12/9/2008 | | 10/6/2009 | 14,039 | 10,808 | | | |
| 225 | X | COOPER INDSTRS LTD CL A | G24182100 | | | 12/9/2008 | | 2/10/2009 | 16,226 | 16,972 | | | |
| 226 | X | GARMIN LTD (KAYMAN IS) | G37260109 | | | 8/31/2009 | | 12/7/2009 | 1,518 | 1,630 | | | |
| 227 | X | NABORS INDUSTRIES LTD | G6359F103 | | | 11/23/2009 | | 12/7/2009 | 3,100 | 3,111 | | | |
| 228 | X | ACE LIMITED | H0023R105 | | | 3/31/2009 | | 7/6/2009 | 19,361 | 17,722 | | | |
| 229 | X | ACE LIMITED | H0023R105 | | | 3/31/2009 | | 12/7/2009 | 1,531 | 1,225 | | | |
| 230 | X | ACE LIMITED | H0023R105 | | | 4/27/2009 | | 12/7/2009 | 1,433 | 1,299 | | | |
| 231 | X | CHECK POINT SOFTWRE TEC | M22465104 | | | 5/18/2009 | | 8/3/2009 | 6,044 | 5,213 | | | |
| 232 | X | CHECK POINT SOFTWRE TEC | M22465104 | | | 5/18/2009 | | 8/4/2009 | 6,270 | 5,420 | | | |
| 233 | X | CHECK POINT SOFTWRE TEC | M22465104 | | | 5/18/2009 | | 8/5/2009 | 1,566 | 1,355 | | | |
| 234 | X | CHECK POINT SOFTWRE TEC | M22465104 | | | 5/18/2009 | | 12/7/2009 | 267 | 184 | | | |
| 235 | X | CHECK POINT SOFTWRE TEC | M22465104 | | | 5/19/2009 | | 12/7/2009 | 2,068 | 1,466 | | | |
| 236 | X | AT&T INC | 00206RAJ1 | | | 2/20/2008 | | 4/23/2009 | 12,975 | 12,797 | | | |
| 237 | X | AETNA INC NEW | 00817Y108 | | | 11/30/2004 | | 12/7/2009 | 2,321 | 2,283 | | | |
| 238 | X | AETNA INC NEW | 00817Y108 | | | 12/21/2006 | | 12/7/2009 | 1,296 | 1,882 | | | |
| 239 | X | ALLSTATE CORP DEL COM | 020002101 | | | 8/16/2006 | | 3/30/2009 | 7,432 | 22,585 | | | |
| 240 | X | ALLSTATE CORP DEL COM | 020002101 | | | 12/21/2006 | | 3/30/2009 | 2,421 | 8,425 | | | |
| 241 | X | ALLSTATE CORP DEL COM | 020002101 | | | 4/3/2008 | | 3/30/2009 | 870 | 2,265 | | | |
| 242 | X | ALLSTATE CORP DEL COM | 020002101 | | | 9/11/2008 | | 3/30/2009 | 605 | 1,451 | | | |
| 243 | X | ALLSTATE CORP DEL COM | 020002101 | | | 9/23/2008 | | 3/30/2009 | 4,274 | 10,277 | | | |
| 244 | X | ALLSTATE CORP DEL COM | 020002101 | | | 11/5/2008 | | 3/30/2009 | 1,362 | 2,086 | | | |
| 245 | X | ALTERA CORP COM | 021441100 | | | 10/21/2008 | | 2/11/2009 | 17,815 | 20,840 | | | |

## Line 6 (990-PF) - Gain/Loss from Sale of Assets Other Than Inventory

| | Amount |
|---|---|
| Long Term CG Distributions | 0 |
| Short Term CG Distributions | 0 |

| | Gross Sales | Cost, Other Basis and Expenses | Net Gain or Loss |
|---|---|---|---|
| Totals | | | |
| Securities | 2,871,315 | 3,031,058 | -159,743 |
| Other sales | 0 | 0 | 0 |

| Index | Check "X" if Sale of Security | Description | CUSIP # | Purchaser | Check "X" if Purchaser is a Business | Date Acquired | Acquisition Method | Date Sold | Gross Sales Price | Cost or Other Basis (Enter one field only) Cost | Cost or Other Basis (Enter one field only) Donated Value | Expense of Sale and Cost of Improvements | Depreciation |
|---|---|---|---|---|---|---|---|---|---|---|---|---|---|
| 246 | X | ALTERA CORP COM | 021441100 | | | 11/24/2008 | | 2/11/2009 | 6,005 | 5,876 | | | |
| 247 | X | ALTERA CORP COM | 021441100 | | | 11/24/2008 | | 7/20/2009 | 7,642 | 6,690 | | | |
| 248 | X | ALTERA CORP COM | 021441100 | | | 12/15/2008 | | 7/20/2009 | 14,836 | 13,380 | | | |
| 249 | X | AMGEN INC COM PV $0 0001 | 031162100 | | | 11/4/2008 | | 12/7/2009 | 3,944 | 4,221 | | | |
| 250 | X | ANADARKO PETE CORP | 032511107 | | | 7/20/2009 | | 12/7/2009 | 2,959 | 2,361 | | | |
| 251 | X | ANADARKO PETE CORP | 032511107 | | | 7/20/2009 | | 12/14/2009 | 18,063 | 14,168 | | | |
| 252 | X | ANADARKO PETE CORP | 032511107 | | | 7/20/2009 | | 12/15/2009 | 7,594 | 5,903 | | | |
| 253 | X | APOLLO GROUP INC CL A | 037604105 | | | 4/1/2009 | | 8/31/2009 | 6,303 | 6,411 | | | |
| 254 | X | APOLLO GROUP INC CL A | 037604105 | | | 4/1/2009 | | 9/1/2009 | 8,008 | 8,348 | | | |
| 255 | X | APOLLO GROUP INC CL A | 037604105 | | | 4/1/2009 | | 9/2/2009 | 4,633 | 4,809 | | | |
| 256 | X | APPLIED MATERIAL INC | 038222105 | | | 5/1/2007 | | 1/12/2009 | 3,212 | 6,225 | | | |
| 257 | X | APPLIED MATERIAL INC | 038222105 | | | 5/16/2007 | | 1/12/2009 | 12,234 | 23,255 | | | |
| 258 | X | APPLIED MATERIAL INC | 038222105 | | | 4/3/2008 | | 1/12/2009 | 574 | 1,194 | | | |
| 259 | X | APPLIED MATERIAL INC | 038222105 | | | 9/11/2008 | | 1/12/2009 | 634 | 1,047 | | | |
| 260 | X | APPLIED MATERIAL INC | 038222105 | | | 11/5/2008 | | 1/12/2009 | 1,782 | 2,269 | | | |
| 261 | X | ARCHER DANIELS MIDLD | 039483102 | | | 2/12/2009 | | 12/7/2009 | 6,571 | 5,864 | | | |
| 262 | X | AUTOZONE INC NEVADA CO | 053332102 | | | 6/13/2007 | | 2/23/2009 | 8,750 | 8,316 | | | |
| 263 | X | AUTOZONE INC NEVADA CO | 053332102 | | | 6/13/2007 | | 4/23/2009 | 1,622 | 1,363 | | | |
| 264 | X | AUTOZONE INC NEVADA CO | 053332102 | | | 6/13/2007 | | 8/31/2009 | 5,728 | 5,317 | | | |
| 265 | X | AUTOZONE INC NEVADA CO | 053332102 | | | 6/13/2007 | | 9/1/2009 | 3,060 | 2,863 | | | |
| 266 | X | AUTOZONE INC NEVADA CO | 053332102 | | | 6/19/2007 | | 9/1/2009 | 4,518 | 4,315 | | | |
| 267 | X | AUTOZONE INC NEVADA CO | 053332102 | | | 6/19/2007 | | 9/2/2009 | 4,067 | 3,898 | | | |
| 268 | X | AUTOZONE INC NEVADA CO | 053332102 | | | 6/19/2007 | | 11/16/2009 | 14,717 | 14,337 | | | |
| 269 | X | AUTOZONE INC NEVADA CO | 053332102 | | | 4/3/2008 | | 11/16/2009 | 3,429 | 2,849 | | | |
| 270 | X | AUTOZONE INC NEVADA CO | 053332102 | | | 4/3/2008 | | 11/17/2009 | 995 | 831 | | | |
| 271 | X | AUTOZONE INC NEVADA CO | 053332102 | | | 9/11/2008 | | 11/17/2009 | 2,133 | 2,057 | | | |
| 272 | X | BMC SOFTWARE INC | 055921100 | | | 5/2/2008 | | 4/23/2009 | 1,318 | 1,445 | | | |
| 273 | X | AES CORP | 00130H105 | | | 9/21/2009 | | 12/7/2009 | 2,527 | 2,756 | | | |
| 274 | X | AT& T INC | 00206R102 | | | 11/19/2008 | | 12/7/2009 | 3,635 | 3,389 | | | |

## Line 11 (990-PF) - Other Income

| | | 343 | 343 | 0 |
|---|---|---|---|---|
| | Description | Revenue and Expenses per Books | Net Investment Income | Adjusted Net Income |
| 1 | OTHER INCOME | 343 | 343 | |
| 2 | | | 0 | |
| 3 | | | 0 | |
| 4 | | | 0 | |
| 5 | | | 0 | |
| 6 | | | 0 | |
| 7 | | | 0 | |
| 8 | | | 0 | |
| 9 | | | 0 | |
| 10 | | | 0 | |

## Line 23 (990-PF) - Other Expenses

| | | 42,645 | 38,155 | 0 | 4,489 |
|---|---|---|---|---|---|
| | Description | Revenue and Expenses per Books | Net Investment Income | Adjusted Net Income | Disbursements for Charitable Purposes |
| 1 | | 0 | 0 | 0 | 0 |
| 2 | STATE AG FEES | 250 | | | |
| 3 | TRUSTEE FEES TO MERRILL LYNCH | 42,395 | 38,155 | | 4,489 |
| 4 | | | | | |
| 5 | | | | | |
| 6 | | | | | |
| 7 | | | | | |
| 8 | | | | | |
| 9 | | | | | |
| 10 | | | | | |

## Part III (990-PF) - Changes in Net Assets or Fund Balances

**Line 3 - Other increases not included in Part III, Line 2**

| | | | |
|---|---|---|---|
| 1 | LOSS ON CY SALES NOT SETTLED AT YEAR END | 1 | 3,235 |
| 2 | PURCHASE OF ACCRUED INTEREST C/O FROM PY | 2 | 265 |
| 3 | FEDERAL EXCISE TAX FUND | 3 | 527 |
| 4 | Total | 4 | 4,027 |

**Line 5 - Decreases not included in Part III, Line 2**

| | | | |
|---|---|---|---|
| 1 | BOND AMORTIZATION | 1 | 4,379 |
| 2 | COST BASIS ADJUSTMENT | 2 | 560 |
| 3 | PURCHASE OF ACCRUED INTEREST C/O TO NEXT YEAR | 3 | 1,007 |
| 4 | Total | 4 | 5,946 |

## Part IV (990-PF) - Capital Gains and Losses for Tax on Investment Income

| | Amount |
|---|---|
| Long Term CG Distributions | 0 |
| Short Term CG Distributions | 0 |

| | Kind(s) of Property Sold | CUSIP # | How Acquired | Date Acquired | Date Sold | Gross Sales Price | Depreciation Allowed | Cost or Other Basis Plus Expense of Sale | Gain or Loss | F M V as of 12/31/69 | Adjusted Basis as of 12/31/69 | Excess of FMV Over Adj Basis | Gains Minus Excess of FMV Over Adjusted Basis or Losses |
|---|---|---|---|---|---|---|---|---|---|---|---|---|---|
| | Totals | | | | | 2,871,315 | 0 | 3,031,058 | -159,743 | 0 | 0 | 0 | -159,743 |
| 1 | BMC SOFTWARE INC | 055921100 | | 5/2/2008 | 7/6/2009 | 6,605 | 0 | 7,296 | -691 | | | 0 | -691 |
| 2 | BMC SOFTWARE INC | 055921100 | | 5/2/2008 | 7/7/2009 | 14,698 | 0 | 16,470 | -1,772 | | | 0 | -1,772 |
| 3 | BMC SOFTWARE INC | 055921100 | | 5/2/2008 | 12/7/2009 | 1,890 | 0 | 1,776 | 114 | | | 0 | 114 |
| 4 | BMC SOFTWARE INC | 055921100 | | 9/11/2008 | 12/7/2009 | 415 | 0 | 337 | 78 | | | 0 | 78 |
| 5 | BEST BUY CO INC | 086516101 | | 2/27/2008 | 1/20/2009 | 14,410 | 0 | 24,314 | -9,904 | | | 0 | -9,904 |
| 6 | BEST BUY CO INC | 086516101 | | 4/3/2008 | 1/20/2009 | 3,137 | 0 | 4,833 | -1,696 | | | 0 | -1,696 |
| 7 | BEST BUY CO INC | 086516101 | | 9/11/2008 | 1/20/2009 | 583 | 0 | 952 | -369 | | | 0 | -369 |
| 8 | CSX CORP | 126408103 | | 8/1/2005 | 7/28/2009 | 11,207 | 0 | 6,468 | 4,739 | | | 0 | 4,739 |
| 9 | CSX CORP | 126408103 | | 8/1/2005 | 12/7/2009 | 1,483 | 0 | 688 | 795 | | | 0 | 795 |
| 10 | CA INC | 12673P105 | | 9/20/2007 | 12/7/2009 | 3,813 | 0 | 4,400 | -587 | | | 0 | -587 |
| 11 | CAPITAL ONE FINL | 14040H105 | | 4/21/2008 | 3/23/2009 | 6,735 | 0 | 25,239 | -18,504 | | | 0 | -18,504 |
| 12 | CAPITAL ONE FINL | 14040H105 | | 4/30/2008 | 3/23/2009 | 4,593 | 0 | 19,042 | -14,449 | | | 0 | -14,449 |
| 13 | CAPITAL ONE FINL | 14040H105 | | 9/11/2008 | 3/23/2009 | 603 | 0 | 2,183 | -1,580 | | | 0 | -1,580 |
| 14 | CAPITAL ONE FINL | 14040H105 | | 11/5/2008 | 3/23/2009 | 244 | 0 | 760 | -516 | | | 0 | -516 |
| 15 | CAPITAL ONE FINL | 14040H105 | | 11/5/2008 | 4/27/2009 | 1,070 | 0 | 2,480 | -1,410 | | | 0 | -1,410 |
| 16 | CAPITAL ONE FINL | 14040H105 | | 12/22/2008 | 4/27/2009 | 8,021 | 0 | 14,171 | -6,150 | | | 0 | -6,150 |
| 17 | CAPITAL ONE FINL | 14040H105 | | 2/4/2009 | 4/27/2009 | 811 | 0 | 717 | 94 | | | 0 | 94 |
| 18 | CAPITAL ONE FINL | 14040H105 | | 2/4/2009 | 5/11/2009 | 18,750 | 0 | 10,240 | 8,510 | | | 0 | 8,510 |
| 19 | CAPITAL ONE FINL | 14040H105 | | 2/4/2009 | 5/12/2009 | 8,793 | 0 | 5,326 | 3,467 | | | 0 | 3,467 |
| 20 | CHEVRON CORP | 166764100 | | 10/10/2001 | 4/23/2009 | 3,879 | 0 | 34 | 3,845 | | | 0 | 3,845 |
| 21 | CHEVRON CORP | 166764100 | | 10/10/2001 | 12/7/2009 | 786 | 0 | 6 | 780 | | | 0 | 780 |
| 22 | CHEVRON CORP | 166764100 | | 2/11/2003 | 12/7/2009 | 10,213 | 0 | 4,239 | 5,974 | | | 0 | 5,974 |
| 23 | CHUBB CORP | 171232101 | | 2/28/2008 | 12/7/2009 | 5,392 | 0 | 5,855 | -463 | | | 0 | -463 |
| 24 | CISCO SYSTEMS INC | 17275RAE2 | | 2/24/2009 | 4/23/2009 | 5,103 | 0 | 4 909 | 194 | | | 0 | 194 |
| 25 | CITIGROUP | 172967BP5 | | 1/6/2003 | 2/25/2009 | 60,750 | 0 | 101,726 | -40,976 | | | 0 | -40,976 |
| 26 | CITIGROUP | 172967BW0 | | 11/27/2006 | 2/24/2009 | 52,250 | 0 | 92,727 | -40,477 | | | 0 | -40,477 |
| 27 | COCA COLA ENTERPRISES | 191219104 | | 6/15/2009 | 12/7/2009 | 2,786 | 0 | 2,399 | 387 | | | 0 | 387 |
| 28 | COMPUTER SCIENCE CRP | 205363104 | | 3/4/2009 | 4/23/2009 | 2,887 | 0 | 2,878 | 9 | | | 0 | 9 |
| 29 | COMPUTER SCIENCE CRP | 205363104 | | 3/4/2009 | 12/7/2009 | 7,219 | 0 | 4,676 | 2,543 | | | 0 | 2,543 |
| 30 | CONAGRA FOODS INC | 205887102 | | 6/22/2009 | 12/7/2009 | 3,389 | 0 | 2,867 | 522 | | | 0 | 522 |
| 31 | CREDIT SUISSE FB USA INC | 22541LAR4 | | 11/1/2007 | 4/23/2009 | 2,847 | 0 | 2,906 | -59 | | | 0 | -59 |
| 32 | CUMMINS INC COM | 231021106 | | 9/24/2008 | 4/20/2009 | 12,417 | 0 | 25,069 | -12,652 | | | 0 | -12,652 |
| 33 | CUMMINS INC COM | 231021106 | | 9/24/2008 | 4/21/2009 | 7,633 | 0 | 15,206 | -7,573 | | | 0 | -7,573 |
| 34 | DARDEN RESTAURANTS INC | 237194105 | | 4/20/2009 | 12/7/2009 | 3,218 | 0 | 3,904 | -686 | | | 0 | -686 |
| 35 | DISCOVER FINL SVCS | 254709108 | | 11/9/2009 | 12/7/2009 | 3,448 | 0 | 3,388 | 60 | | | 0 | 60 |
| 36 | DOVER CORP | 260003108 | | 5/15/2008 | 5/4/2009 | 4,925 | 0 | 8,326 | -3,401 | | | 0 | -3,401 |
| 37 | DOVER CORP | 260003108 | | 5/15/2008 | 5/5/2009 | 6,820 | 0 | 11,603 | -4,783 | | | 0 | -4,783 |
| 38 | DOVER CORP | 260003108 | | 5/15/2008 | 12/7/2009 | 4,647 | 0 | 5,909 | -1,262 | | | 0 | -1,262 |
| 39 | ENSCO INTL INC COM | 26874Q100 | | 10/19/2009 | 12/23/2009 | 16,659 | 0 | 16 659 | 0 | | | 0 | 0 |
| 40 | ENSCO INTL INC COM | 26874Q100 | | 10/20/2009 | 12/23/2009 | 2,741 | 0 | 2,741 | 0 | | | 0 | 0 |
| 41 | ENSCO INTL LTD SPNSR ADR | 29358Q109 | | 10/19/2009 | 12/29/2009 | 7,636 | 0 | 9,090 | -1,454 | | | 0 | -1,454 |
| 42 | ENSCO INTL LTD SPNSR ADR | 29358Q109 | | 10/19/2009 | 12/30/2009 | 4 368 | 0 | 5,229 | -861 | | | 0 | -861 |
| 43 | ENSCO INTL LTD SPNSR ADR | 29358Q109 | | 10/19/2009 | 12/31/2009 | 4,110 | 0 | 4,985 | -875 | | | 0 | -875 |
| 44 | ENSCO INTL LTD SPNSR ADR | 29358Q109 | | 10/20/2009 | 12/31/2009 | 242 | 0 | 287 | -45 | | | 0 | -45 |
| 45 | EXPRESS SCRIPTS INC COM | 302182100 | | 6/13/2005 | 8/3/2009 | 13,602 | 0 | 4,777 | 8,825 | | | 0 | 8,825 |
| 46 | EXPRESS SCRIPTS INC COM | 302182100 | | 6/13/2005 | 8/4/2009 | 14,070 | 0 | 4,972 | 9,098 | | | 0 | 9,098 |
| 47 | EXPRESS SCRIPTS INC COM | 302182100 | | 6/13/2005 | 8/5/2009 | 3,523 | 0 | 1,267 | 2,256 | | | 0 | 2,256 |
| 48 | EXPRESS SCRIPTS INC COM | 302182100 | | 6/13/2005 | 8/17/2009 | 2,569 | 0 | 926 | 1,643 | | | 0 | 1,643 |
| 49 | EXPRESS SCRIPTS INC COM | 302182100 | | 12/21/2006 | 8/17/2009 | 9,737 | 0 | 5,337 | 4,400 | | | 0 | 4,400 |
| 50 | EXPRESS SCRIPTS INC COM | 302182100 | | 4/3/2008 | 8/17/2009 | 2,637 | 0 | 2,552 | 85 | | | 0 | 85 |
| 51 | EXPRESS SCRIPTS INC COM | 302182100 | | 4/3/2008 | 8/18/2009 | 67 | 0 | 65 | 2 | | | 0 | 2 |
| 52 | EXPRESS SCRIPTS INC COM | 302182100 | | 9/11/2008 | 8/18/2009 | 2,072 | 0 | 2,310 | -238 | | | 0 | -238 |
| 53 | EXPRESS SCRIPTS INC COM | 302182100 | | 11/5/2008 | 8/18/2009 | 7,152 | 0 | 6,718 | 434 | | | 0 | 434 |
| 54 | EXXON MOBIL CORP COM | 30231G102 | | 12/1/1999 | 6/1/2009 | 13,931 | 0 | 207 | 13,724 | | | 0 | 13,724 |
| 55 | EXXON MOBIL CORP COM | 30231G102 | | 2/11/2003 | 6/1/2009 | 16 931 | 0 | 8,003 | 8,928 | | | 0 | 8,928 |
| 56 | EXXON MOBIL CORP COM | 30231G102 | | 2/11/2003 | 10/19/2009 | 12,017 | 0 | 5,505 | 6,512 | | | 0 | 6,512 |
| 57 | EXXON MOBIL CORP COM | 30231G102 | | 9/18/2006 | 10/19/2009 | 14,155 | 0 | 12,632 | 1,523 | | | 0 | 1,523 |
| 58 | EXXON MOBIL CORP COM | 30231G102 | | 10/16/2006 | 10/19/2009 | 5,972 | 0 | 5,627 | 345 | | | 0 | 345 |
| 59 | EXXON MOBIL CORP COM | 30231G102 | | 12/21/2006 | 10/20/2009 | 12,322 | 0 | 12,859 | -537 | | | 0 | -537 |
| 60 | EXXON MOBIL CORP COM | 30231G102 | | 12/21/2006 | 10/20/2009 | 4,375 | 0 | 4,562 | -187 | | | 0 | -187 |

## Part IV (990-PF) - Capital Gains and Losses for Tax on Investment Income

| | Amount |
|---|---|
| Long Term CG Distributions | 0 |
| Short Term CG Distributions | 0 |

| | Kind(s) of Property Sold | CUSIP # | How Acquired | Date Acquired | Date Sold | Gross Sales Price | Depreciation Allowed | Cost or Other Basis Plus Expense of Sale | Gain or Loss | F M V as of 12/31/69 | Adjusted Basis as of 12/31/69 | Excess of FMV Over Adj Basis | Gains Minus Excess of FMV Over Adjusted Basis or Losses |
|---|---|---|---|---|---|---|---|---|---|---|---|---|---|
| | Totals | | | | | 2,871,315 | 0 | 3,031,058 | -159,743 | 0 | 0 | 0 | -159,743 |
| 61 | EXXON MOBIL CORP COM | 30231G102 | | 2/27/2008 | 10/20/2009 | 2,552 | 0 | 3,151 | -599 | | | 0 | -599 |
| 62 | EXXON MOBIL CORP COM | 30231G102 | | 10/16/2006 | 10/21/2009 | 6,994 | 0 | 6,605 | 389 | | | 0 | 389 |
| 63 | EXXON MOBIL CORP COM | 30231G102 | | 12/21/2006 | 10/21/2009 | 8,761 | 0 | 9,048 | -287 | | | 0 | -287 |
| 64 | EXXON MOBIL CORP COM | 30231G102 | | 2/27/2008 | 12/7/2009 | 1,479 | 0 | 1,801 | -322 | | | 0 | -322 |
| 65 | FAMILY DOLLAR STORES | 307000109 | | 4/8/2009 | 12/7/2009 | 3,435 | 0 | 4,150 | -715 | | | 0 | -715 |
| 66 | FEDERAL HOME LN MTG CORP | 3134A4UK8 | | 7/8/2008 | 4/23/2009 | 1,110 | 0 | 1,026 | 84 | | | 0 | 84 |
| 67 | FEDERAL NATL MTGE ASSN | 31359MEK5 | | 5/18/2004 | 1/15/2009 | 180,000 | 0 | 180,000 | 0 | | | 0 | 0 |
| 68 | FEDERAL NATL MTGE ASSOC | 31359MJH7 | | 7/19/2004 | 4/23/2009 | 9,841 | 0 | 9,269 | 572 | | | 0 | 572 |
| 69 | FEDERAL NATL MTG ASSOC | 31398ADM1 | | 6/26/2007 | 4/23/2009 | 5,675 | 0 | 4,942 | 733 | | | 0 | 733 |
| 70 | FEDERAL NATL MTG ASSOC | 31398ATL6 | | 9/26/2008 | 4/23/2009 | 7,345 | 0 | 7,043 | 302 | | | 0 | 302 |
| 71 | FLOWSERVE CORP | 34354P105 | | 9/8/2009 | 12/7/2009 | 1,972 | 0 | 1,825 | 147 | | | 0 | 147 |
| 72 | FOREST LABS INC | 345838106 | | 11/20/2006 | 12/7/2009 | 3,286 | 0 | 5,171 | -1,885 | | | 0 | -1,885 |
| 73 | FOREST LABS INC | 345838106 | | 12/21/2006 | 12/7/2009 | 2,347 | 0 | 3,845 | -1,498 | | | 0 | -1,498 |
| 74 | GAP INC DELAWARE | 364760108 | | 2/27/2008 | 4/8/2009 | 17,107 | 0 | 24,508 | -7,401 | | | 0 | -7,401 |
| 75 | GAP INC DELAWARE | 364760108 | | 4/3/2008 | 4/8/2009 | 1,306 | 0 | 1,834 | -528 | | | 0 | -528 |
| 76 | GAP INC DELAWARE | 364760108 | | 4/17/2008 | 4/8/2009 | 1,831 | 0 | 2,462 | -631 | | | 0 | -631 |
| 77 | GAP INC DELAWARE | 364760108 | | 4/17/2008 | 12/7/2009 | 1,955 | 0 | 1,718 | 237 | | | 0 | 237 |
| 78 | GENERAL ELECTRIC | 369604103 | | 7/28/1992 | 3/30/2009 | 3,054 | 0 | 1,176 | 1,878 | | | 0 | 1,878 |
| 79 | GENERAL ELECTRIC | 369604103 | | 2/11/2003 | 3/30/2009 | 4,278 | 0 | 9,770 | -5,492 | | | 0 | -5,492 |
| 80 | GENERAL ELECTRIC | 369604103 | | 12/21/2006 | 3/30/2009 | 2,408 | 0 | 9,206 | -6,798 | | | 0 | -6,798 |
| 81 | GENERAL ELECTRIC | 369604103 | | 4/3/2008 | 3/30/2009 | 856 | 0 | 3,273 | -2,417 | | | 0 | -2,417 |
| 82 | GENERAL ELECTRIC | 369604103 | | 9/11/2008 | 3/30/2009 | 806 | 0 | 2,232 | -1,426 | | | 0 | -1,426 |
| 83 | GENERAL ELECTRIC CAP COR | 36962GZH0 | | 12/21/2006 | 4/23/2009 | 7,049 | 0 | 6,944 | 105 | | | 0 | 105 |
| 84 | GENERAL ELECTRIC CAP COR | 36962GZH0 | | 12/21/2006 | 9/15/2009 | 103,000 | 0 | 102,172 | 828 | | | 0 | 828 |
| 85 | GENERAL MILLS | 370334104 | | 1/25/2005 | 5/18/2009 | 11,597 | 0 | 11,499 | 98 | | | 0 | 98 |
| 86 | GENERAL MILLS | 370334104 | | 1/25/2005 | 5/19/2009 | 5,341 | 0 | 5,307 | 34 | | | 0 | 34 |
| 87 | GENERAL MILLS | 370334104 | | 12/21/2006 | 5/19/2009 | 5,394 | 0 | 6,047 | -653 | | | 0 | -653 |
| 88 | GENERAL MILLS | 370334104 | | 4/3/2008 | 5/19/2009 | 1,833 | 0 | 2,106 | -273 | | | 0 | -273 |
| 89 | GENERAL MILLS | 370334104 | | 9/11/2008 | 5/19/2009 | 52 | 0 | 69 | -17 | | | 0 | -17 |
| 90 | GENERAL MILLS | 370334104 | | 9/11/2008 | 5/20/2009 | 999 | 0 | 1,304 | -305 | | | 0 | -305 |
| 91 | GENERAL MILLS | 370334104 | | 11/5/2008 | 5/20/2009 | 3,259 | 0 | 4,146 | -887 | | | 0 | -887 |
| 92 | GOLDMAN SACHS GROUP INC | 38141G104 | | 6/1/2009 | 12/7/2009 | 3,319 | 0 | 2,911 | 408 | | | 0 | 408 |
| 93 | GOLDMAN SACHS GROUP INC | 38141GEE0 | | 8/15/2006 | 4/23/2009 | 11,884 | 0 | 12,534 | -650 | | | 0 | -650 |
| 94 | HEINZ H J CO PV 25CT | 423074103 | | 3/29/2007 | 6/22/2009 | 4,227 | 0 | 5,580 | -1,353 | | | 0 | -1,353 |
| 95 | HEINZ H J CO PV 25CT | 423074103 | | 3/29/2007 | 6/23/2009 | 13,836 | 0 | 18,444 | -4,608 | | | 0 | -4,608 |
| 96 | HEINZ H J CO PV 25CT | 423074103 | | 4/3/2008 | 6/23/2009 | 142 | 0 | 190 | -48 | | | 0 | -48 |
| 97 | HEINZ H J CO PV 25CT | 423074103 | | 4/3/2008 | 6/24/2009 | 1,100 | 0 | 1,475 | -375 | | | 0 | -375 |
| 98 | HEINZ H J CO PV 25CT | 423074103 | | 9/11/2008 | 6/24/2009 | 1,454 | 0 | 2,146 | -692 | | | 0 | -692 |
| 99 | HEINZ H J CO PV 25CT | 423074103 | | 11/5/2008 | 6/24/2009 | 2,093 | 0 | 2,613 | -520 | | | 0 | -520 |
| 100 | HEWLETT PACKARD CO DEL | 428236103 | | 4/6/2005 | 3/9/2009 | 12,324 | 0 | 10,409 | 1,915 | | | 0 | 1,915 |
| 101 | HEWLETT PACKARD CO DEL | 428236103 | | 4/6/2005 | 4/23/2009 | 2,725 | 0 | 1,753 | 972 | | | 0 | 972 |
| 102 | HEWLETT PACKARD CO DEL | 428236103 | | 4/6/2005 | 10/26/2009 | 17,572 | 0 | 7,999 | 9,573 | | | 0 | 9,573 |
| 103 | HEWLETT PACKARD CO DEL | 428236103 | | 4/6/2005 | 12/7/2009 | 1,981 | 0 | 877 | 1,104 | | | 0 | 1,104 |
| 104 | HUDSON CITY BANCORP INC | 443683107 | | 5/11/2009 | 11/9/2009 | 10,623 | 0 | 10,502 | 121 | | | 0 | 121 |
| 105 | HUDSON CITY BANCORP INC | 443683107 | | 5/12/2009 | 11/9/2009 | 4,893 | 0 | 4,826 | 67 | | | 0 | 67 |
| 106 | HUDSON CITY BANCORP INC | 443683107 | | 5/12/2009 | 11/10/2009 | 6,762 | 0 | 6,632 | 130 | | | 0 | 130 |
| 107 | INTL BUSINESS MACHINES | 459200101 | | 1/30/2007 | 12/7/2009 | 8,907 | 0 | 6,908 | 1,999 | | | 0 | 1,999 |
| 108 | INTL PAPER CO | 460146103 | | 9/10/2007 | 12/7/2009 | 2,324 | 0 | 3,118 | -794 | | | 0 | -794 |
| 109 | JOHNSON AND JOHNSON COM | 478160104 | | 1/17/2003 | 12/7/2009 | 9,018 | 0 | 7,707 | 1,311 | | | 0 | 1,311 |
| 110 | KLA TENCOR CORP PVS0 001 | 482480100 | | 7/11/2007 | 3/31/2009 | 11,711 | 0 | 32,977 | -21,266 | | | 0 | -21,266 |
| 111 | KLA TENCOR CORP PVS0 001 | 482480100 | | 4/3/2008 | 3/31/2009 | 984 | 0 | 1,986 | -1,002 | | | 0 | -1,002 |
| 112 | KLA TENCOR CORP PVS0 001 | 482480100 | | 9/11/2008 | 3/31/2009 | 1,125 | 0 | 1,850 | -725 | | | 0 | -725 |
| 113 | KROGER CO | 501044101 | | 12/14/2006 | 3/2/2009 | 12,325 | 0 | 14,624 | -2,299 | | | 0 | -2,299 |
| 114 | KROGER CO | 501044101 | | 12/14/2006 | 4/23/2009 | 1,485 | 0 | 1,698 | -213 | | | 0 | -213 |
| 115 | KROGER CO | 501044101 | | 12/14/2006 | 12/7/2009 | 3,429 | 0 | 3,638 | -209 | | | 0 | -209 |
| 116 | L-3 COMMNCTNS HLDGS | 502424104 | | 8/23/2007 | 12/7/2009 | 5,705 | 0 | 6,840 | -1,135 | | | 0 | -1,135 |
| 117 | LAUDER ESTEE COS INC A | 518439104 | | 6/13/2007 | 2/4/2009 | 14,256 | 0 | 25,282 | -11,026 | | | 0 | -11,026 |
| 118 | LAUDER ESTEE COS INC A | 518439104 | | 4/3/2008 | 2/4/2009 | 1,258 | 0 | 2,306 | -1,048 | | | 0 | -1,048 |
| 119 | LAUDER ESTEE COS INC A | 518439104 | | 9/11/2008 | 2/4/2009 | 367 | 0 | 737 | -370 | | | 0 | -370 |
| 120 | LAUDER ESTEE COS INC A | 518439104 | | 11/5/2008 | 2/4/2009 | 2,123 | 0 | 2,836 | -713 | | | 0 | -713 |

## Part IV (990-PF) - Capital Gains and Losses for Tax on Investment Income

| | Amount |
|---|---|
| Long Term CG Distributions | 0 |
| Short Term CG Distributions | 0 |

| | Kind(s) of Property Sold | CUSIP # | How Acquired | Date Acquired | Date Sold | Gross Sales Price | Depreciation Allowed | Cost or Other Basis Plus Expense of Sale | Gain or Loss | F M V as of 12/31/69 | Adjusted Basis as of 12/31/69 | Excess of FMV Over Adj Basis | Gains Minus Excess of FMV Over Adjusted Basis or Losses |
|---|---|---|---|---|---|---|---|---|---|---|---|---|---|
| | Totals | | | | | 2,871,315 | 0 | 3,031,058 | -159,743 | 0 | 0 | 0 | -159,743 |
| 121 | ELI LILLY & CO | 532457108 | | 1/20/2009 | 8/10/2009 | 14,159 | 0 | 16,019 | -1,860 | | | 0 | -1,860 |
| 122 | ELI LILLY & CO | 532457108 | | 1/20/2009 | 8/11/2009 | 3,642 | 0 | 4,129 | -487 | | | 0 | -487 |
| 123 | LOCKHEED MARTIN CORP | 539830109 | | 11/28/2005 | 4/23/2009 | 534 | 0 | 425 | 109 | | | 0 | 109 |
| 124 | LOCKHEED MARTIN CORP | 539830109 | | 12/21/2006 | 4/23/2009 | 991 | 0 | 1,197 | -206 | | | 0 | -206 |
| 125 | LOCKHEED MARTIN CORP | 539830109 | | 12/21/2006 | 12/7/2009 | 3,143 | 0 | 3,684 | -541 | | | 0 | -541 |
| 126 | MARATHON OIL CORP | 565849106 | | 7/6/2009 | 12/7/2009 | 1,915 | 0 | 1,698 | 217 | | | 0 | 217 |
| 127 | MCDONALDS CORP COM | 580135101 | | 9/15/2003 | 9/21/2009 | 3,988 | 0 | 1,678 | 2,310 | | | 0 | 2,310 |
| 128 | MCDONALDS CORP COM | 580135101 | | 12/21/2006 | 9/21/2009 | 12,131 | 0 | 9,504 | 2,627 | | | 0 | 2,627 |
| 129 | MCDONALDS CORP COM | 580135101 | | 12/21/2006 | 9/22/2009 | 670 | 0 | 528 | 142 | | | 0 | 142 |
| 130 | MCDONALDS CORP COM | 580135101 | | 11/13/2007 | 9/22/2009 | 17,023 | 0 | 17,407 | -384 | | | 0 | -384 |
| 131 | MCDONALDS CORP COM | 580135101 | | 11/13/2007 | 9/23/2009 | 4,700 | 0 | 4,794 | -94 | | | 0 | -94 |
| 132 | MCDONALDS CORP COM | 580135101 | | 9/11/2008 | 9/23/2009 | 783 | 0 | 900 | -117 | | | 0 | -117 |
| 133 | MCDONALDS CORP COM | 580135101 | | 11/5/2008 | 9/23/2009 | 5,595 | 0 | 5,724 | -129 | | | 0 | -129 |
| 134 | MCKESSON CORPORATION COM | 58155Q103 | | 12/15/2005 | 4/23/2009 | 3,168 | 0 | 4,712 | -1,544 | | | 0 | -1,544 |
| 135 | MCKESSON CORPORATION COM | 58155Q103 | | 12/15/2005 | 12/7/2009 | 3,798 | 0 | 3,246 | 552 | | | 0 | 552 |
| 136 | MCKESSON CORPORATION COM | 58155Q103 | | 1/4/2006 | 12/7/2009 | 3,553 | 0 | 3,111 | 442 | | | 0 | 442 |
| 137 | MEDCO HEALTH SOLUTIONS I | 58405U102 | | 4/2/2007 | 12/7/2009 | 4,491 | 0 | 2,582 | 1,909 | | | 0 | 1,909 |
| 138 | MICROSOFT CORP | 594918104 | | 1/22/2003 | 12/7/2009 | 2,390 | 0 | 2,080 | 310 | | | 0 | 310 |
| 139 | NRG ENERGY INC | 629377508 | | 12/28/2007 | 12/7/2009 | 3,483 | 0 | 6,075 | -2,592 | | | 0 | -2,592 |
| 140 | NORTHROP GRUMMAN CORP | 666807102 | | 8/3/2009 | 12/7/2009 | 5,037 | 0 | 4,118 | 919 | | | 0 | 919 |
| 141 | OCCIDENTAL PETE CORP CAL | 674599105 | | 7/19/2005 | 4/6/2009 | 10,985 | 0 | 7,663 | 3,322 | | | 0 | 3,322 |
| 142 | OCCIDENTAL PETE CORP CAL | 674599105 | | 10/17/2005 | 4/6/2009 | 5,350 | 0 | 3,548 | 1,802 | | | 0 | 1,802 |
| 143 | OCCIDENTAL PETE CORP CAL | 674599105 | | 10/17/2005 | 12/7/2009 | 5,492 | 0 | 2,642 | 2,850 | | | 0 | 2,850 |
| 144 | PEPSICO INC | 713448BH0 | | 11/21/2008 | 4/24/2009 | 1,027 | 0 | 954 | 73 | | | 0 | 73 |
| 145 | PFIZER INC | 717081103 | | 1/6/2003 | 12/7/2009 | 5,499 | 0 | 9,573 | -4,074 | | | 0 | -4,074 |
| 146 | PRIDE INTL INC DEL | 74153Q102 | | 10/19/2009 | 12/7/2009 | 2,578 | 0 | 2,604 | -26 | | | 0 | -26 |
| 147 | PROCTER & GAMBLE CO | 742718109 | | 10/13/2008 | 4/23/2009 | 1,475 | 0 | 1,884 | -409 | | | 0 | -409 |
| 148 | PROCTER & GAMBLE CO | 742718109 | | 10/13/2008 | 5/26/2009 | 10,944 | 0 | 12,808 | -1,864 | | | 0 | -1,864 |
| 149 | PROCTER & GAMBLE CO | 742718109 | | 10/13/2008 | 6/15/2009 | 4,879 | 0 | 5,964 | -1,085 | | | 0 | -1,085 |
| 150 | PROCTER & GAMBLE CO | 742718109 | | 12/22/2008 | 6/15/2009 | 14,072 | 0 | 16,532 | -2,460 | | | 0 | -2,460 |
| 151 | PRUDENTIAL FINANCIAL INC | 744320102 | | 12/14/2004 | 3/30/2009 | 2,754 | 0 | 7,815 | -5,061 | | | 0 | -5,061 |
| 152 | PRUDENTIAL FINANCIAL INC | 744320102 | | 12/21/2006 | 3/30/2009 | 1,824 | 0 | 8,484 | -6,660 | | | 0 | -6,660 |
| 153 | PRUDENTIAL FINANCIAL INC | 744320102 | | 6/19/2007 | 3/30/2009 | 1,954 | 0 | 10,723 | -8,769 | | | 0 | -8,769 |
| 154 | PRUDENTIAL FINANCIAL INC | 744320102 | | 4/3/2008 | 3/30/2009 | 596 | 0 | 2,607 | -2,011 | | | 0 | -2,011 |
| 155 | PRUDENTIAL FINANCIAL INC | 744320102 | | 9/11/2008 | 3/30/2009 | 298 | 0 | 1,293 | -995 | | | 0 | -995 |
| 156 | QWEST COMM INTL INC COM | 749121109 | | 1/20/2006 | 12/7/2009 | 7,335 | 0 | 10,917 | -3,582 | | | 0 | -3,582 |
| 157 | RAYTHEON CO DELAWARE NEW | 755111507 | | 5/5/2006 | 12/7/2009 | 4,728 | 0 | 4,200 | 528 | | | 0 | 528 |
| 158 | ROSS STORES INC COM | 778296103 | | 10/21/2008 | 12/7/2009 | 5,720 | 0 | 3,917 | 1,803 | | | 0 | 1,803 |
| 159 | SAFEWAY INC NEW | 786514208 | | 1/12/2006 | 12/7/2009 | 2,925 | 0 | 3,174 | -249 | | | 0 | -249 |
| 160 | SUNOCO INC PVS1 PA | 86764P109 | | 2/15/2006 | 11/23/2009 | 4,251 | 0 | 12,136 | -7,885 | | | 0 | -7,885 |
| 161 | SUNOCO INC PVS1 PA | 86764P109 | | 2/15/2006 | 11/24/2009 | 2,501 | 0 | 7,208 | -4,707 | | | 0 | -4,707 |
| 162 | SUNOCO INC PVS1 PA | 86764P109 | | 12/21/2006 | 11/24/2009 | 1,608 | 0 | 4,047 | -2,439 | | | 0 | -2,439 |
| 163 | SUNOCO INC PVS1 PA | 86764P109 | | 4/3/2008 | 11/24/2009 | 510 | 0 | 1,085 | -575 | | | 0 | -575 |
| 164 | SUNOCO INC PVS1 PA | 86764P109 | | 11/5/2008 | 11/24/2009 | 1,761 | 0 | 2,199 | -438 | | | 0 | -438 |
| 165 | SYMANTEC CORP COM | 871503108 | | 10/27/2008 | 4/13/2009 | 30,486 | 0 | 26,189 | 4,297 | | | 0 | 4,297 |
| 166 | SYSCO CORPORATION | 871829107 | | 10/28/2008 | 4/23/2009 | 1,550 | 0 | 1,739 | -189 | | | 0 | -189 |
| 167 | SYSCO CORPORATION | 871829107 | | 10/28/2008 | 6/15/2009 | 6,613 | 0 | 7,154 | -541 | | | 0 | -541 |
| 168 | SYSCO CORPORATION | 871829107 | | 10/28/2008 | 6/16/2009 | 6,943 | 0 | 7,552 | -609 | | | 0 | -609 |
| 169 | SYSCO CORPORATION | 871829107 | | 10/28/2008 | 12/7/2009 | 1,702 | 0 | 1,490 | 212 | | | 0 | 212 |
| 170 | TEXAS INSTRUMENTS | 882508104 | | 10/5/2009 | 12/7/2009 | 2,133 | 0 | 1,826 | 307 | | | 0 | 307 |
| 171 | TRAVELERS COS INC | 89417E109 | | 9/26/2005 | 9/8/2009 | 12,430 | 0 | 11,115 | 1,315 | | | 0 | 1,315 |
| 172 | TRAVELERS COS INC | 89417E109 | | 9/26/2005 | 12/7/2009 | 2,036 | 0 | 1,757 | 279 | | | 0 | 279 |
| 173 | U S TREASURY BOND | 912810FF0 | | 11/27/2006 | 1/26/2009 | 7,277 | 0 | 6,422 | 855 | | | 0 | 855 |
| 174 | U S TREASURY BOND | 912810FF0 | | 11/27/2006 | 2/24/2009 | 13,331 | 0 | 11,772 | 1,559 | | | 0 | 1,559 |
| 175 | U S TREASURY BOND | 912810FF0 | | 12/21/2006 | 2/24/2009 | 59,382 | 0 | 52,021 | 7,361 | | | 0 | 7,361 |
| 176 | U S TREASURY BOND | 912810FF0 | | 3/15/2007 | 2/24/2009 | 24,238 | 0 | 21,214 | 3,024 | | | 0 | 3,024 |
| 177 | U S TREASURY BOND | 912810FF0 | | 5/9/2007 | 2/24/2009 | 121,188 | 0 | 104,736 | 16,452 | | | 0 | 16,452 |
| 178 | U S TREASURY BOND | 912810FF0 | | 8/10/2007 | 2/24/2009 | 48,475 | 0 | 40,832 | 7,643 | | | 0 | 7,643 |
| 179 | U S TRSY INFLATION NOTE | 912810FS2 | | 2/3/2009 | 4/23/2009 | 3,066 | 0 | 2,993 | 73 | | | 0 | 73 |
| 180 | U S TREASURY BOND | 912810PT9 | | 3/15/2007 | 1/26/2009 | 2,465 | 0 | 2,018 | 447 | | | 0 | 447 |

## Part IV (990-PF) - Capital Gains and Losses for Tax on Investment Income

| | Amount |
|---|---|
| Long Term CG Distributions | 0 |
| Short Term CG Distributions | 0 |

| | Kind(s) of Property Sold | CUSIP # | How Acquired | Date Acquired | Date Sold | Gross Sales Price | Depreciation Allowed | Cost or Other Basis Plus Expense of Sale | Gain or Loss | F M V as of 12/31/69 | Adjusted Basis as of 12/31/69 | Excess of FMV Over Adj Basis | Gains Minus Excess of FMV Over Adjusted Basis or Losses |
|---|---|---|---|---|---|---|---|---|---|---|---|---|---|
| | Totals | | | | | 2,871,315 | 0 | 3,031,058 | -159,743 | 0 | 0 | 0 | -159,743 |
| 181 | U S TREASURY BOND | 912810PT9 | | 3/15/2007 | 2/24/2009 | 46,010 | 0 | 38,345 | 7,665 | | | 0 | 7,665 |
| 182 | U S TREASURY BOND | 912810PT9 | | 5/9/2007 | 2/24/2009 | 36,323 | 0 | 29,716 | 6,607 | | | 0 | 6,607 |
| 183 | U S TREASURY NOTE | 9128276J6 | | 8/15/2006 | 1/26/2009 | 6,478 | 0 | 6,080 | 398 | | | 0 | 398 |
| 184 | U S TREASURY NOTE | 9128276J6 | | 8/15/2006 | 4/23/2009 | 1,066 | 0 | 1,011 | 55 | | | 0 | 55 |
| 185 | U S TREASURY NOTE | 9128276J6 | | 8/15/2006 | 6/24/2009 | 87,766 | 0 | 83,815 | 3,951 | | | 0 | 3,951 |
| 186 | U S TREASURY NOTE | 9128276J6 | | 12/21/2006 | 6/24/2009 | 63,445 | 0 | 60,806 | 2,639 | | | 0 | 2,639 |
| 187 | U S TREASURY NOTE | 9128276J6 | | 8/10/2007 | 6/24/2009 | 15,861 | 0 | 15,209 | 652 | | | 0 | 652 |
| 188 | U S TREASURY NOTE | 9128276T4 | | 8/15/2006 | 1/26/2009 | 3,260 | 0 | 3,012 | 248 | | | 0 | 248 |
| 189 | U S TREASURY NOTE | 9128277B2 | | 8/15/2006 | 1/26/2009 | 7,731 | 0 | 7,031 | 700 | | | 0 | 700 |
| 190 | U S TREASURY NOTE | 9128277B2 | | 8/15/2006 | 4/23/2009 | 4,366 | 0 | 4,016 | 350 | | | 0 | 350 |
| 191 | U S TREASURY NOTE | 912828GH7 | | 3/15/2007 | 1/26/2009 | 3,447 | 0 | 3,018 | 429 | | | 0 | 429 |
| 192 | U S TREASURY NOTE | 912828GH7 | | 3/15/2007 | 2/24/2009 | 100,997 | 0 | 88,526 | 12,471 | | | 0 | 12,471 |
| 193 | U S TREASURY NOTE | 912828HA1 | | 12/24/2007 | 2/3/2009 | 67,661 | 0 | 61,213 | 6,448 | | | 0 | 6,448 |
| 194 | U S TREASURY NOTE | 912828KD1 | | 2/24/2009 | 4/23/2009 | 13,760 | 0 | 14,028 | -268 | | | 0 | -268 |
| 195 | U S TREASURY NOTE | 912828KD1 | | 2/24/2009 | 7/13/2009 | 74,410 | 0 | 78,153 | -3,743 | | | 0 | -3,743 |
| 196 | U S TREASURY NOTE | 912828KD1 | | 2/24/2009 | 9/17/2009 | 244,795 | 0 | 259,500 | -14,705 | | | 0 | -14,705 |
| 197 | U S TREASURY NOTE | 912828KX7 | | 6/24/2009 | 8/6/2009 | 89,403 | 0 | 89,314 | 89 | | | 0 | 89 |
| 198 | UNUM GROUP | 91529Y106 | | 10/14/2008 | 12/7/2009 | 3,045 | 0 | 3,182 | -137 | | | 0 | -137 |
| 199 | VALERO ENERGY CORP NEW | 91913Y100 | | 5/25/2004 | 11/23/2009 | 5,859 | 0 | 5,874 | -15 | | | 0 | -15 |
| 200 | VALERO ENERGY CORP NEW | 91913Y100 | | 5/25/2004 | 11/24/2009 | 801 | 0 | 820 | -19 | | | 0 | -19 |
| 201 | VALERO ENERGY CORP NEW | 91913Y100 | | 12/21/2006 | 11/24/2009 | 2,356 | 0 | 7,778 | -5,422 | | | 0 | -5,422 |
| 202 | VALERO ENERGY CORP NEW | 91913Y100 | | 7/25/2007 | 11/24/2009 | 3,799 | 0 | 16,675 | -12,876 | | | 0 | -12,876 |
| 203 | VALERO ENERGY CORP NEW | 91913Y100 | | 4/3/2008 | 11/24/2009 | 801 | 0 | 2,603 | -1,802 | | | 0 | -1,802 |
| 204 | VALERO ENERGY CORP NEW | 91913Y100 | | 9/11/2008 | 11/24/2009 | 256 | 0 | 523 | -267 | | | 0 | -267 |
| 205 | VALERO ENERGY CORP NEW | 91913Y100 | | 11/5/2008 | 11/24/2009 | 1,571 | 0 | 2,132 | -561 | | | 0 | -561 |
| 206 | VERIZON COMMUNICATNS COM | 92343V104 | | 4/6/2009 | 12/7/2009 | 2,987 | 0 | 2,953 | 34 | | | 0 | 34 |
| 207 | WAL-MART STORES INC | 931142103 | | 7/29/2008 | 12/7/2009 | 3,284 | 0 | 3,398 | -114 | | | 0 | -114 |
| 208 | WELLPOINT INC | 94973V107 | | 10/27/2003 | 12/7/2009 | 8,289 | 0 | 5,307 | 2,982 | | | 0 | 2,982 |
| 209 | WSTN DIGITAL CORP DEL | 958102105 | | 2/29/2008 | 12/7/2009 | 5,505 | 0 | 4,462 | 1,043 | | | 0 | 1,043 |
| 210 | WSTN DIGITAL CORP DEL | 958102105 | | 2/29/2008 | 12/21/2009 | 11,298 | 0 | 8,318 | 2,980 | | | 0 | 2,980 |
| 211 | XILINX INC | 983919101 | | 8/13/2008 | 3/2/2009 | 7,074 | 0 | 11,407 | -4,333 | | | 0 | -4,333 |
| 212 | XILINX INC | 983919101 | | 8/13/2008 | 12/7/2009 | 4,680 | 0 | 5,471 | -791 | | | 0 | -791 |
| 213 | ACCENTURE PLC SHS | G1151C101 | | 12/14/2005 | 9/8/2009 | 6,982 | 0 | 5,857 | 1,125 | | | 0 | 1,125 |
| 214 | ACCENTURE PLC SHS | G1151C101 | | 12/14/2005 | 9/9/2009 | 4,087 | 0 | 3,421 | 666 | | | 0 | 666 |
| 215 | ACCENTURE PLC SHS | G1151C101 | | 2/8/2006 | 9/9/2009 | 3,082 | 0 | 2,903 | 179 | | | 0 | 179 |
| 216 | ACCENTURE PLC SHS | G1151C101 | | 2/8/2006 | 9/10/2009 | 7,103 | 0 | 6,621 | 482 | | | 0 | 482 |
| 217 | ACCENTURE PLC SHS | G1151C101 | | 2/8/2006 | 9/11/2009 | 1,812 | 0 | 1,663 | 149 | | | 0 | 149 |
| 218 | ACCENTURE PLC SHS | G1151C101 | | 2/8/2006 | 11/9/2009 | 4,537 | 0 | 3,718 | 819 | | | 0 | 819 |
| 219 | ACCENTURE PLC SHS | G1151C101 | | 12/21/2006 | 11/9/2009 | 7,602 | 0 | 7,161 | 441 | | | 0 | 441 |
| 220 | ACCENTURE PLC SHS | G1151C101 | | 12/21/2006 | 11/10/2009 | 2,406 | 0 | 2,287 | 119 | | | 0 | 119 |
| 221 | ACCENTURE PLC SHS | G1151C101 | | 4/3/2008 | 11/10/2009 | 4,930 | 0 | 4,548 | 382 | | | 0 | 382 |
| 222 | ACCENTURE PLC SHS | G1151C101 | | 9/11/2008 | 11/10/2009 | 4,615 | 0 | 4,285 | 330 | | | 0 | 330 |
| 223 | COOPER INDUSTRIES PLC | G24140108 | | 12/9/2008 | 10/5/2009 | 13,681 | 0 | 10,751 | 2,930 | | | 0 | 2,930 |
| 224 | COOPER INDUSTRIES PLC | G24140108 | | 12/9/2008 | 10/6/2009 | 14,039 | 0 | 10,808 | 3,231 | | | 0 | 3,231 |
| 225 | COOPER INDSTRS LTD CL A | G24182100 | | 12/9/2008 | 2/10/2009 | 16,226 | 0 | 16,972 | -746 | | | 0 | -746 |
| 226 | GARMIN LTD (KAYMAN IS) | G37260109 | | 8/31/2009 | 12/7/2009 | 1,518 | 0 | 1,630 | -112 | | | 0 | -112 |
| 227 | NABORS INDUSTRIES LTD | G6359F103 | | 11/23/2009 | 12/7/2009 | 3,100 | 0 | 3,111 | -11 | | | 0 | -11 |
| 228 | ACE LIMITED | H0023R105 | | 3/31/2009 | 7/6/2009 | 19,361 | 0 | 17,722 | 1,639 | | | 0 | 1,639 |
| 229 | ACE LIMITED | H0023R105 | | 3/31/2009 | 12/7/2009 | 1,531 | 0 | 1,225 | 306 | | | 0 | 306 |
| 230 | ACE LIMITED | H0023R105 | | 4/27/2009 | 12/7/2009 | 1,433 | 0 | 1,299 | 134 | | | 0 | 134 |
| 231 | CHECK POINT SOFTWRE TECH | M22465104 | | 5/18/2009 | 8/3/2009 | 6,044 | 0 | 5,213 | 831 | | | 0 | 831 |
| 232 | CHECK POINT SOFTWRE TECH | M22465104 | | 5/18/2009 | 8/4/2009 | 6,270 | 0 | 5,420 | 850 | | | 0 | 850 |
| 233 | CHECK POINT SOFTWRE TECH | M22465104 | | 5/18/2009 | 8/5/2009 | 1,566 | 0 | 1,355 | 211 | | | 0 | 211 |
| 234 | CHECK POINT SOFTWRE TECH | M22465104 | | 5/18/2009 | 12/7/2009 | 267 | 0 | 184 | 83 | | | 0 | 83 |
| 235 | CHECK POINT SOFTWRE TECH | M22465104 | | 5/19/2009 | 12/7/2009 | 2,068 | 0 | 1,466 | 602 | | | 0 | 602 |
| 236 | AT&T INC | 00206RAJ1 | | 2/20/2008 | 4/23/2009 | 12,975 | 0 | 12,797 | 178 | | | 0 | 178 |
| 237 | AETNA INC NEW | 00817Y108 | | 11/30/2004 | 12/7/2009 | 2,321 | 0 | 2,283 | 38 | | | 0 | 38 |
| 238 | AETNA INC NEW | 00817Y108 | | 12/21/2006 | 12/7/2009 | 1,296 | 0 | 1,882 | -586 | | | 0 | -586 |
| 239 | ALLSTATE CORP DEL COM | 020002101 | | 8/16/2006 | 3/30/2009 | 7,432 | 0 | 22,585 | -15,153 | | | 0 | -15,153 |
| 240 | ALLSTATE CORP DEL COM | 020002101 | | 12/21/2006 | 3/30/2009 | 2,421 | 0 | 8,425 | -6,004 | | | 0 | -6,004 |

## Part IV (990-PF) - Capital Gains and Losses for Tax on Investment Income

| | Amount |
|---|---|
| Long Term CG Distributions | 0 |
| Short Term CG Distributions | 0 |

| | Kind(s) of Property Sold | CUSIP # | How Acquired | Date Acquired | Date Sold | Gross Sales Price | Depreciation Allowed | Cost or Other Basis Plus Expense of Sale | Gain or Loss | F M V as of 12/31/69 | Adjusted Basis as of 12/31/69 | Excess of FMV Over Adj Basis | Gains Minus Excess of FMV Over Adjusted Basis or Losses |
|---|---|---|---|---|---|---|---|---|---|---|---|---|---|
| | Totals | | | | | 2,871,315 | 0 | 3,031,058 | -159,743 | 0 | 0 | 0 | -159,743 |
| 241 | ALLSTATE CORP DEL COM | 020002101 | | 4/3/2008 | 3/30/2009 | 870 | 0 | 2,265 | -1,395 | | | 0 | -1,395 |
| 242 | ALLSTATE CORP DEL COM | 020002101 | | 9/11/2008 | 3/30/2009 | 605 | 0 | 1,451 | -846 | | | 0 | -846 |
| 243 | ALLSTATE CORP DEL COM | 020002101 | | 9/23/2008 | 3/30/2009 | 4,274 | 0 | 10,277 | -6,003 | | | 0 | -6,003 |
| 244 | ALLSTATE CORP DEL COM | 020002101 | | 11/5/2008 | 3/30/2009 | 1,362 | 0 | 2,086 | -724 | | | 0 | -724 |
| 245 | ALTERA CORP COM | 021441100 | | 10/21/2008 | 2/11/2009 | 17,815 | 0 | 20,840 | -3,025 | | | 0 | -3,025 |
| 246 | ALTERA CORP COM | 021441100 | | 11/24/2008 | 2/11/2009 | 6,005 | 0 | 5,876 | 129 | | | 0 | 129 |
| 247 | ALTERA CORP COM | 021441100 | | 11/24/2008 | 7/20/2009 | 7,642 | 0 | 6,690 | 952 | | | 0 | 952 |
| 248 | ALTERA CORP COM | 021441100 | | 12/15/2008 | 7/20/2009 | 14,836 | 0 | 13,380 | 1,456 | | | 0 | 1,456 |
| 249 | AMGEN INC COM PV $0 0001 | 031162100 | | 11/4/2008 | 12/7/2009 | 3,944 | 0 | 4,221 | -277 | | | 0 | -277 |
| 250 | ANADARKO PETE CORP | 032511107 | | 7/20/2009 | 12/7/2009 | 2,959 | 0 | 2,361 | 598 | | | 0 | 598 |
| 251 | ANADARKO PETE CORP | 032511107 | | 7/20/2009 | 12/14/2009 | 18,063 | 0 | 14,168 | 3,895 | | | 0 | 3,895 |
| 252 | ANADARKO PETE CORP | 032511107 | | 7/20/2009 | 12/15/2009 | 7,594 | 0 | 5,903 | 1,691 | | | 0 | 1,691 |
| 253 | APOLLO GROUP INC CL A | 037604105 | | 4/1/2009 | 8/31/2009 | 6,303 | 0 | 6,411 | -108 | | | 0 | -108 |
| 254 | APOLLO GROUP INC CL A | 037604105 | | 4/1/2009 | 9/1/2009 | 8,008 | 0 | 8,348 | -340 | | | 0 | -340 |
| 255 | APOLLO GROUP INC CL A | 037604105 | | 4/1/2009 | 9/2/2009 | 4,633 | 0 | 4,809 | -176 | | | 0 | -176 |
| 256 | APPLIED MATERIAL INC | 038222105 | | 5/1/2007 | 1/12/2009 | 3,212 | 0 | 6,225 | -3,013 | | | 0 | -3,013 |
| 257 | APPLIED MATERIAL INC | 038222105 | | 5/16/2007 | 1/12/2009 | 12,234 | 0 | 23,255 | -11,021 | | | 0 | -11,021 |
| 258 | APPLIED MATERIAL INC | 038222105 | | 4/3/2008 | 1/12/2009 | 574 | 0 | 1,194 | -620 | | | 0 | -620 |
| 259 | APPLIED MATERIAL INC | 038222105 | | 9/11/2008 | 1/12/2009 | 634 | 0 | 1,047 | -413 | | | 0 | -413 |
| 260 | APPLIED MATERIAL INC | 038222105 | | 11/5/2008 | 1/12/2009 | 1,782 | 0 | 2,269 | -487 | | | 0 | -487 |
| 261 | ARCHER DANIELS MIDLD | 039483102 | | 2/12/2009 | 12/7/2009 | 6,571 | 0 | 5,864 | 707 | | | 0 | 707 |
| 262 | AUTOZONE INC NEVADA COM | 053332102 | | 6/13/2007 | 2/23/2009 | 8,750 | 0 | 8,316 | 434 | | | 0 | 434 |
| 263 | AUTOZONE INC NEVADA COM | 053332102 | | 6/13/2007 | 4/23/2009 | 1,622 | 0 | 1,363 | 259 | | | 0 | 259 |
| 264 | AUTOZONE INC NEVADA COM | 053332102 | | 6/13/2007 | 8/31/2009 | 5,728 | 0 | 5,317 | 411 | | | 0 | 411 |
| 265 | AUTOZONE INC NEVADA COM | 053332102 | | 6/13/2007 | 9/1/2009 | 3,060 | 0 | 2,863 | 197 | | | 0 | 197 |
| 266 | AUTOZONE INC NEVADA COM | 053332102 | | 6/19/2007 | 9/1/2009 | 4,518 | 0 | 4,315 | 203 | | | 0 | 203 |
| 267 | AUTOZONE INC NEVADA COM | 053332102 | | 6/19/2007 | 9/2/2009 | 4,067 | 0 | 3,898 | 169 | | | 0 | 169 |
| 268 | AUTOZONE INC NEVADA COM | 053332102 | | 6/19/2007 | 11/16/2009 | 14,717 | 0 | 14,337 | 380 | | | 0 | 380 |
| 269 | AUTOZONE INC NEVADA COM | 053332102 | | 4/3/2008 | 11/16/2009 | 3,429 | 0 | 2,849 | 580 | | | 0 | 580 |
| 270 | AUTOZONE INC NEVADA COM | 053332102 | | 4/3/2008 | 11/17/2009 | 995 | 0 | 831 | 164 | | | 0 | 164 |
| 271 | AUTOZONE INC NEVADA COM | 053332102 | | 9/11/2008 | 11/17/2009 | 2,133 | 0 | 2,057 | 76 | | | 0 | 76 |
| 272 | BMC SOFTWARE INC | 055921100 | | 5/2/2008 | 4/23/2009 | 1,318 | 0 | 1,445 | -127 | | | 0 | -127 |
| 273 | AES CORP | 00130H105 | | 9/21/2009 | 12/7/2009 | 2,527 | 0 | 2,756 | -229 | | | 0 | -229 |
| 274 | AT& T INC | 00206R102 | | 11/19/2008 | 12/7/2009 | 3,635 | 0 | 3,389 | 246 | | | 0 | 246 |

## Part VI, Line 6a (990-PF) - Estimated Tax Payments

| | | Date | | Amount |
|---|---|---|---|---|
| 1 | Credit from prior year return | | 1 | 1,394 |
| 2 | First quarter estimated tax payment | | 2 | 0 |
| 3 | Second quarter estimated tax payment | | 3 | 0 |
| 4 | Third quarter estimated tax payment | | 4 | 0 |
| 5 | Fourth quarter estimated tax payment | | 5 | 0 |
| 6 | Other payments | | 6 | 0 |
| 7 | Total | | 7 | 1,394 |

## Part VIII, Line 1 (990-PF) - Compensation of Officers, Directors, Trustees and Foundation Managers

54,010

| | Name | Check "X" if Business | Street | City | State | Zip Code | Foreign Country | Title | Average Hours | Compensation |
|---|---|---|---|---|---|---|---|---|---|---|
| 1 | MARY POHLI | | 60 NEW BROADWAY | SLEEPY HOLLOW | NY | 10591 | | TRUSTEE | 1 | 5,807 |
| 2 | JOAN MAHONY | | 58 CAMERON ROAD | BERGENFIELD | NJ | 07621 | | TRUSTEE | 1 | 5,808 |
| 3 | MERRILL LYNCH TRUST CO | X | PO BOX 1525 | PENNINGTON | NJ | 08534 | | TRUSTEE | 2 | 42,395 |
| 4 | | | | | | | | | | |
| 5 | | | | | | | | | | |
| 6 | | | | | | | | | | |
| 7 | | | | | | | | | | |
| 8 | | | | | | | | | | |
| 9 | | | | | | | | | | |
| 10 | | | | | | | | | | |

| 0 | 0 | |
|---|---|---|
| Benefits | Expense Account | Explanation |
| | | |
| | | |
| | | |
| | | |
| | | |
| | | |
| | | |
| | | |
| | | |
| | | |

## Part XIII, Line 2a, Column C (990-PF) - Prior Year Undistributed Income

| | | | |
|---|---|---|---|
| 1 | Distributable amounts for 2008 that remained undistributed at the beginning of the 2009 tax year | 1 | 227,258 |
| 2 | | 2 | |
| 3 | | 3 | |
| 4 | | 4 | |
| 5 | | 5 | |
| 6 | | 6 | |
| 7 | | 7 | |
| 8 | | 8 | |
| 9 | | 9 | |
| 10 | Total | 10 | 227,258 |

## Part XV, Lines 1a-1b (990-PF) - Information Regarding Foundation Managers

| | List Managers who contributed more than 2% of the total contributions received by the foundation | List Managers who own 10% or more of the stock of a corporation of which the foundation has a 10% or greater interest |
|---|---|---|
| 1 | NONE | NONE |
| 2 | | |
| 3 | | |
| 4 | | |
| 5 | | |
| 6 | | |
| 7 | | |
| 8 | | |
| 9 | | |
| 10 | | |

## Continuation of Part XV, Line 3a (990-PF) - Grants and Contributions Paid During the Year

**Recipient(s) paid during the year**

Name: HEIGHTS CHILD CARE CENTER ☐ Person ☐ Business
Street:
City: CONCESSION | State: | Zip code: | Foreign Country: Zimbabwe
Relationship: NONE | Foundation Status: 501(C)3
Purpose of grant/contribution: GENERAL OPERATING | Amount: 15,000

Name: NORTH SHORE ANIMAL LEAGUE ☐ Person ☐ Business
Street:
City: PORT WASHINGTON | State: NY | Zip code: | Foreign Country:
Relationship: NONE | Foundation Status: 501(C)3
Purpose of grant/contribution: GENERAL OPERATING | Amount: 25,000

Name: CHURCH OF THE COVENANT ☐ Person ☐ Business
Street:
City: NEW YORK | State: NY | Zip code: | Foreign Country:
Relationship: NONE | Foundation Status: 501(C)3
Purpose of grant/contribution: GENERAL OPERATING | Amount: 25,000

Name: THE METROPOLITAN MUSEUM ☐ Person ☐ Business
Street:
City: NEW YORK | State: NY | Zip code: | Foreign Country:
Relationship: NONE | Foundation Status: 501(C)3
Purpose of grant/contribution: GENERAL OPERATING | Amount: 8,000

Name: CARE ☐ Person ☐ Business
Street:
City: NEW YORK | State: NY | Zip code: | Foreign Country:
Relationship: NONE | Foundation Status: 501(C)3
Purpose of grant/contribution: GENERAL OPERATING | Amount: 10,000

Name: NEW ROCHELLE HUMANE SOCIETY ☐ Person ☐ Business
Street:
City: NEW ROCHELLE | State: NY | Zip code: | Foreign Country:
Relationship: NONE | Foundation Status: 501(C)3
Purpose of grant/contribution: GENERAL OPERATING | Amount: 10,000

## Continuation of Part XV, Line 3a (990-PF) - Grants and Contributions Paid During the Year

**Recipient(s) paid during the year**

Name: RONALD MCDONALD HOUSE ☐ Person ☐ Business
Street:
City: NEW YORK | State: NY | Zip code: | Foreign Country:
Relationship: NONE | Foundation Status: 501(C)3
Purpose of grant/contribution: GENERAL OPERATING | Amount: 5,000

Name: GOD'S LOVE WE DELIVER ☐ Person ☐ Business
Street:
City: NEW YORK | State: NY | Zip code: | Foreign Country:
Relationship: NONE | Foundation Status: 501(C)3
Purpose of grant/contribution: GENERAL OPERATING | Amount: 2,000

Name: THE DOE FUND ☐ Person ☐ Business
Street:
City: NEW YORK | State: NY | Zip code: | Foreign Country:
Relationship: NONE | Foundation Status: 501(C)3
Purpose of grant/contribution: GENERAL OPERATING | Amount: 1,114

Name: THE SALVATION ARMY ☐ Person ☐ Business
Street:
City: ALEXANDRIA | State: VA | Zip code: | Foreign Country:
Relationship: NONE | Foundation Status: 501(C)3
Purpose of grant/contribution: GENERAL OPERATING | Amount: 25,000

Name: JERSEY ANIMAL COALITION ☐ Person ☐ Business
Street:
City: SOUTH ORANGE | State: NJ | Zip code: | Foreign Country:
Relationship: NONE | Foundation Status: 501(C)3
Purpose of grant/contribution: GENERAL OPERATING | Amount: 3,144

Name: PROJECT SUNSHINE ☐ Person ☐ Business
Street:
City: NEW YORK | State: NY | Zip code: | Foreign Country:
Relationship: NONE | Foundation Status: 501(C)3
Purpose of grant/contribution: GENERAL OPERATING | Amount: 10,000

## Continuation of Part XV, Line 3a (990-PF) - Grants and Contributions Paid During the Year

**Recipient(s) paid during the year**

Name: WATER AID ☐ Person ☐ Business
Street:
City: NEW YORK | State: NY | Zip code: | Foreign Country:
Relationship: NONE | Foundation Status: 501(C)3
Purpose of grant/contribution: GENERAL OPERATING | Amount: 5,000

Name: WORLD WILDLIFE FUND INC ☐ Person ☐ Business
Street:
City: WASHINGTON | State: DC | Zip code: | Foreign Country:
Relationship: NONE | Foundation Status: 501(C)3
Purpose of grant/contribution: GENERAL OPERATING | Amount: 30,000

Name: HUMANE SOCIETY OF THE US ☐ Person ☐ Business
Street:
City: GAITHERSBURG | State: MD | Zip code: | Foreign Country:
Relationship: NONE | Foundation Status: 501(C)3
Purpose of grant/contribution: GENERAL OPERATING | Amount: 10,000

Name: CAMFED ☐ Person ☐ Business
Street:
City: SAN FRANCISCO | State: CA | Zip code: | Foreign Country:
Relationship: NONE | Foundation Status: 501(C)3
Purpose of grant/contribution: GENERAL OPERATING | Amount: 20,000

Name: THE CURE ☐ Person ☐ Business
Street:
City: DALLAS | State: TX | Zip code: | Foreign Country:
Relationship: NONE | Foundation Status: 501(C)3
Purpose of grant/contribution: GENERAL OPERATING | Amount: 10,000

Name: FOOD FOR THE HUNGRY ☐ Person ☐ Business
Street:
City: PHOENIX | State: AZ | Zip code: | Foreign Country:
Relationship: NONE | Foundation Status: 501(C)3
Purpose of grant/contribution: GENERAL OPERATING | Amount: 3,000

## Continuation of Part XV, Line 3a (990-PF) - Grants and Contributions Paid During the Year

**Recipient(s) paid during the year**

Name
MARBLE COLLEGIATE CHURCH ☐ Person ☐ Business
Street

| City | State | Zip code | Foreign Country |
|---|---|---|---|
| NEW YORK | NY | | |

| Relationship | Foundation Status |
|---|---|
| NONE | 501(C)3 |

| Purpose of grant/contribution | Amount |
|---|---|
| GENERAL OPERATING | 10,000 |

Name
☐ Person ☐ Business
Street

| City | State | Zip code | Foreign Country |
|---|---|---|---|
| | | | |

| Relationship | Foundation Status |
|---|---|
| | |

| Purpose of grant/contribution | Amount |
|---|---|
| | 0 |

Name
☐ Person ☐ Business
Street

| City | State | Zip code | Foreign Country |
|---|---|---|---|
| | | | |

| Relationship | Foundation Status |
|---|---|
| | |

| Purpose of grant/contribution | Amount |
|---|---|
| | 0 |

Name
☐ Person ☐ Business
Street

| City | State | Zip code | Foreign Country |
|---|---|---|---|
| | | | |

| Relationship | Foundation Status |
|---|---|
| | |

| Purpose of grant/contribution | Amount |
|---|---|
| | 0 |

Name
☐ Person ☐ Business
Street

| City | State | Zip code | Foreign Country |
|---|---|---|---|
| | | | |

| Relationship | Foundation Status |
|---|---|
| | |

| Purpose of grant/contribution | Amount |
|---|---|
| | 0 |

Name
☐ Person ☐ Business
Street

| City | State | Zip code | Foreign Country |
|---|---|---|---|
| | | | |

| Relationship | Foundation Status |
|---|---|
| | |

| Purpose of grant/contribution | Amount |
|---|---|
| | 0 |

Primary Account: 885-74D23

TOTAL MERRILL®

PRICEWATERHOUSE COOPERS LLP
600 GRANT STREET
SUITE 5100
PITTSBURGH PA 15219-2706

# YOUR MERRILL LYNCH REPORT

December 01, 2009 - December 31, 2009

**Need investment Guidance?**
**Call Your Financial Advisor**

**Your Financial Advisor:**
PLUTA SELVIN GROUP
717 5TH AVE 7TH FL
NEW YORK NY 10022
(800) 618-6591

## PORTFOLIO SUMMARY

| | *December 31* | *November 30* | *Month Change* | |
|---|---|---|---|---|
| **Net Portfolio Value** | **$4,633,915.99** | **$4,862,783.89** | **($228,867.90)** | ▼ |
| Your assets | $4,633,915.99 | $4,862,783.89 | ($228,867 90) | ▼ |
| Your liabilities | - | - | | |
| Your Net Cash Flow (Inflows/Outflows) | ($231,313.33) | ($4.025 28) | | |
| Securities You Transferred In/Out | - | - | | |
| ***Subtotal Net Contributions*** | ***($231,313.33)*** | ***($4,025.28)*** | | |
| Your Dividends/Interest Income | $15,058.36 | $9,314 30 | | |
| Your Market Change | ($12.612.93) | $128,541 03 | | |
| ***Subtotal Investment Earnings*** | ***$2,445.43*** | ***$137,855.33*** | | |

**Net Portfolio Value (in millions), 2006-2009**

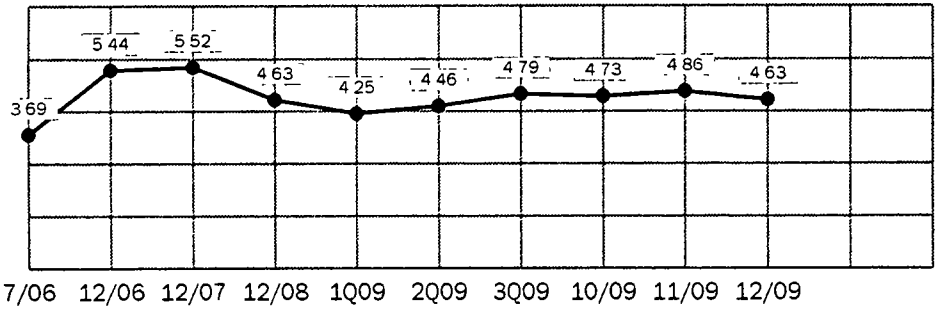


## INNOVATION, POLICY AND THE ROAD TO RECOVERY

A distinguished panel of thought leaders discusses the forces driving economic recovery, and shares its thoughts on related investment opportunities in our insightful client Webcast. To watch the Webcast replay, visit www.ml.com/event

# YOUR PORTFOLIO REVIEW

December 01, 2009 - December 31, 2009

## ASSET ALLOCATION

*Estimated Accrued Interest not included*
*May not reflect all holdings*

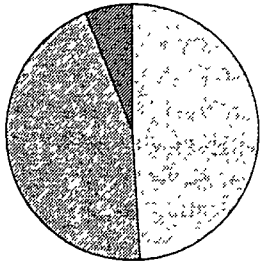

| | Percent |
|---|---|
| Fixed Income | 49% |
| Equities | 45% |
| Cash/Money Accounts | 6% |
| **TOTAL** | **100%** |

## CURRENT INCOME




| | This Report | Year To Date |
|---|---|---|
| Tax-Exempt Interest | - | - |
| Taxable Interest | 7,348.50 | 104,198.25 |
| Tax Exempt Dividends | - | (220 82) |
| Taxable Dividends | 7,709.86 | 48,195.57 |
| Total | $15 058.36 | $152,173.00 |
| **Your Estimated Annual Income** | | $127,169.67 |

## BOND MATURITY SCHEDULE

*Does not include Fixed Income Mutual Funds*

| *Maturity Years* | *% of Total Bond Assets* | *Par Value* | *Estimated Market Value* |
|---|---|---|---|
| <1 | 4% | 77,000 | 77,111.65 |
| 1-2 | 18% | 378,000 | 400,757.88 |
| 2-5 | 37% | 792,000 | 818,290.50 |
| 5-10 | 31% | 647,000 | 674,180.96 |
| 15-20 | 3% | 67,000 | 73,286.16 |
| 20+ | 7% | 168,000 | 151,872.92 |
| **Total** | **100%** | **2,129,000** | **$2,195,500.07** |

## TOP FIVE PORTFOLIO HOLDINGS

*Based on Estimated Market Value*

| | *Current Value* | *% of Portfolio* |
|---|---|---|
| CMA MONEY FUND | 305,667.00 | 6.63% |
| U.S. TREASURY NOTE | 250,150.32 | 5.43% |
| U.S. TREASURY NOTE | 228,177.50 | 4.95% |
| FEDERAL HOME LN MTG CORP | 148,835.68 | 3.23% |
| FEDERAL NATL MTG ASSOC | 122,400.00 | 2 66% |

Account Number: 885-74D23

TOTAL MERRILL®

MERRILL LYNCH TRUST COMPANY,
A DIVISION OF BANK OF AMERICA, N.A.
CO-TRUSTEE OF THE
HELEN SCHLAFFER FOUNDATION TR
TUA 12/19/2002
MARY POHLI, JOAN MAHONY COTTEE

**Net Portfolio Value: $4,633,915.99**

**Your Financial Advisor:**
PLUTA SELVIN GROUP
717 5TH AVE 7TH FL
NEW YORK NY 10022
(800) 618-6591

**Trust Officer:**
MARGARET S FITZPATRICK
973-245-4512

# BLACKROCK CORE

Your Investment Manager - Private Investors/ Core Preservation of Capital

December 01, 2009 - December 31, 2009

## ASSETS

| | *December 31* | *November 30* |
|---|---|---|
| Cash/Money Accounts | **306,325.47** | 298,220 17 |
| Fixed Income | **2,195,500.07** | 2,249,973.08 |
| Equities | **2,106,907.70** | 2,288,255.53 |
| Mutual Funds | - | - |
| Options | - | - |
| Other | - | - |
| *Subtotal (Long Portfolio)* | ***4,608,733.24*** | *4,836,448.78* |
| Estimated Accrued Interest | **25,182.75** | 26,335.11 |
| **TOTAL ASSETS** | **$4,633,915.99** | $4,862,783 89 |

## LIABILITIES

| | | |
|---|---|---|
| Debit Balance | - | - |
| Short Market Value | - | - |
| **NET PORTFOLIO VALUE** | **$4,633,915.99** | $4,862,783 89 |

## CASH FLOW

| | *This Statement* | *Year to Date* |
|---|---|---|
| **Opening Cash/Money Accounts** | **$298,220.17** | |
| **CREDITS** | | |
| Funds Received | - | 342 84 |
| Electronic Transfers | - | - |
| Other Credits | - | 558.01 |
| *Subtotal* | - | *900.85* |
| **DEBITS** | | |
| Electronic Transfers | - | - |
| Other Debits | **(227,258.00)** | (227,508.00) |
| ML Trust Fees | **(4,055.33)** | (46,637.58) |
| Non ML Trust Fees | - | (11,614.90) |
| Bill Payment | - | - |
| *Subtotal* | ***($231,313.33)*** | *($285,760.48)* |
| **Net Cash Flow** | **($231,313.33)** | ($284,859 63) |
| Dividends/Interest Income | **15,058.36** | 152,173.00 |
| Security Purchases/Debits | **(39,367.77)** | (2,481,876.05) |
| Security Sales/Credits | **263,728.04** | 2,835,559.26 |
| **Closing Cash/Money Accounts** | **$306,325.47** | |
| Securities You Transferred In/Out | - | - |

# YOUR TRUST MANAGEMENT ACCOUNT STATEMENT OF PRINCIPAL INVESTMENTS

December 01, 2009 - December 31, 2009

| CASH/MONEY ACCOUNTS Description | Quantity | Total Cost Basis | Estimated Market Price | Estimated Market Value | Estimated Annual Income | Est. Annual Yield% |
|---|---|---|---|---|---|---|
| CASH | 0.97 | 0.97 | | **.97** | | |
| CMA MONEY FUND | 136,007.00 | 136,007 00 | 1 0000 | **136,007.00** | **136** | .10 |
| **TOTAL** | | 136,007.97 | | **136,007.97** | **136** | .10 |

| GOVERNMENT AND AGENCY SECURITIES [1] Description | Acquired | Quantity | Adjusted/Total Cost Basis | Estimated Market Price | Estimated Market Value | Unrealized Gain/(Loss) | Estimated Accrued Interest | Estimated Annual Income | Current Yield% |
|---|---|---|---|---|---|---|---|---|---|
| Δ U.S. TREASURY NOTE<br>*2.125% JAN 31 2010 CUSIP: 912828HP8*<br>*ORIGINAL UNIT/TOTAL COST: 100.9886/77,761.23* | 07/13/09 | 77,000 | 77,117.94 | 100.1450 | **77,111.65** | (6.29) | 680.29 | **1,637** | 2.12 |
| Δ U.S. TREASURY NOTE<br>*NOTES 05 000% FEB 15 2011*<br>*CUSIP: 9128276T4*<br>*ORIGINAL UNIT/TOTAL COST: 100.7969/19,151 42* | 08/15/06 | 19,000 | 19,041.20 | 104.8010 | 19,912.19 | 870.99 | 356.25 | 950 | 4.77 |
| Δ U.S. TREASURY NOTE<br>*ORIGINAL UNIT/TOTAL COST: 101.9882/69,352.03* | 12/21/06 | 68,000 | 68,389.34 | 104.8010 | 71,264.68 | 2,875.34 | 1,275.00 | 3,400 | 4.77 |
| *Subtotal* | | *87,000* | *87,430.54* | | ***91,176.87*** | *3,746.33* | *1,631.25* | ***4,350*** | *4.77* |
| Δ FEDERAL NATL MTGE ASSOC<br>*GLOBAL BENCHMARK NOTES 06.000% MAY 15 2011*<br>*CUSIP: 31359MJH7*<br>*ORIGINAL UNIT/TOTAL COST: 109.0312/44,702 83* | 07/19/04 | 41,000 | 41,833.23 | 107.0630 | **43,895.83** | 2,062.60 | 314.33 | **2,460** | 5.60 |
| Δ FEDERAL NATL MTG ASSOC<br>*NOTES 03.625% AUG 15 2011*<br>*CUSIP: 31398ATL6*<br>*ORIGINAL UNIT/TOTAL COST: 100.7634/15,114.51* | 09/26/08 | 15,000 | 15,065.84 | 104.1880 | 15,628.20 | 562.36 | 205.42 | 544 | 3.47 |
| Δ FEDERAL NATL MTG ASSOC<br>*ORIGINAL UNIT/TOTAL COST: 102 0779/21,436.36* | 10/07/08 | 21,000 | 21,252.79 | 104.1880 | 21,879.48 | 626.69 | 287.58 | 762 | 3.47 |
| *Subtotal* | | *36,000* | *36,318.63* | | ***37,507.68*** | *1,189.05* | *493.00* | ***1,306*** | *3.47* |

# YOUR TRUST MANAGEMENT ACCOUNT STATEMENT OF PRINCIPAL INVESTMENTS

December 01, 2009 - December 31, 2009

**GOVERNMENT AND AGENCY SECURITIES** [1] (continued)

| Description | Acquired | Quantity | Adjusted/Total Cost Basis | Estimated Market Price | Estimated Market Value | Unrealized Gain/(Loss) | Estimated Accrued Interest | Estimated Annual Income | Current Yield% |
|---|---|---|---|---|---|---|---|---|---|
| Δ U.S. TREASURY NOTE<br>*05.000% AUG 15 2011 CUSIP: 912827B2*<br>*ORIGINAL UNIT/TOTAL COST: 100.8087/9,072 79* | 08/15/06 | 9,000 | 9,025 66 | 106.6250 | 9,596.25 | 570.59 | 168.75 | 450 | 4.68 |
| Δ U.S. TREASURY NOTE<br>*ORIGINAL UNIT/TOTAL COST: 102 1992/81,759 38* | 12/21/06 | 80,000 | 80,653.41 | 106.6250 | 85,300.00 | 4,646.59 | 1,500 00 | 4,000 | 4.68 |
| Δ U.S. TREASURY NOTE<br>*ORIGINAL UNIT/TOTAL COST: 101.8398/127,299 80* | 05/09/07 | 125,000 | 125,921 43 | 106.6250 | 133,281.25 | 7,359 82 | 2,343.75 | 6,250 | 4.68 |
| *Subtotal* | | *214,000* | *215,600.50* | | **228,177.50** | *12,577.00* | *4,012.50* | **10,700** | 4.68 |
| Δ FEDERAL HOME LN MTG CORP<br>*NOTES 04.875% NOV 15 2013*<br>*CUSIP: 3134A4UK8*<br>*ORIGINAL UNIT/TOTAL COST: 102 9830/140.056.89* | 07/08/08 | 136,000 | 139,024.49 | 109.4380 | **148,835.68** | 9,811.19 | 847 17 | **6,630** | 4.45 |
| Δ FEDERAL NATL MTG ASSOC<br>*NOTES 02.875% DEC 11 2013*<br>*CUSIP: 31398AUJ9*<br>*ORIGINAL UNIT/TOTAL COST: 102 2013/122,641.57* | 01/27/09 | 120,000 | 122,166.03 | 102.0000 | **122,400.00** | 233.97 | 191.67 | **3,450** | 2.81 |
| U.S. TREASURY NOTE<br>*2.375% AUG 31 2014 CUSIP: 912828LK4* | 09/17/09 | 252,000 | 251,537.35 | 99 2660 | **250,150.32** | (1,387.03) | 2,017 04 | **5,985** | 2.39 |
| FEDERAL NATL MTG ASSOC<br>*NOTES 05.375% JUN 12 2017*<br>*CUSIP: 31398ADM1* | 06/26/07 | 104,000 | 102,783.54 | 110.8750 | **115,310.00** | 12,526.46 | 295.03 | **5,590** | 4.84 |
| θ U.S. TRSY INFLATION NOTE<br>*2 0% JAN 15 2026 INFL ADJ PRIN 72,972*<br>*CUSIP: 912810FS2*<br>*ORIGINAL UNIT/TOTAL COST: 99.7525/66,834.19* | 02/03/09 | 67,000 | 68,233.15 | 100.4300 | **73,286.16** | 5,053 01 | 615.38 | **1,460** | 1.99 |
| Δ U S. TREASURY BOND<br>*4 500% FEB 15 2036 CUSIP 912810FT0*<br>*ORIGINAL UNIT/TOTAL COST: 101 3632/87,172.42* | 06/24/09 | 86,000 | 87,160 27 | 98.5000 | **84,710.00** | (2,450.27) | 1,451.25 | **3,870** | 4.56 |

# YOUR TRUST MANAGEMENT ACCOUNT STATEMENT OF PRINCIPAL INVESTMENTS

December 01, 2009 - December 31, 2009

| GOVERNMENT AND AGENCY SECURITIES [1] (continued) Description | Acquired | Quantity | Adjusted/Total Cost Basis | Estimated Market Price | Estimated Market Value | Unrealized Gain/(Loss) | Estimated Accrued Interest | Estimated Annual Income | Current Yield% |
|---|---|---|---|---|---|---|---|---|---|
| Δ U.S. TREASURY BOND<br>*3.500% FEB 15 2039 CUSIP: 912810QA9*<br>*ORIGINAL UNIT/TOTAL COST: 101.2968/83,063 44* | 02/24/09 | 82,000 | 83,045.70 | 81.9060 | **67,162.92** | (15,882.78) | 1,076.25 | **2,870** | 4.27 |
| **TOTAL** | | 1,302,000 | 1,312,251.37 | | **1,339,724.61** | 27,473.24 | 13,625.16 | **50,308** | 3.76 |

| CORPORATE BONDS Description | Acquired | Quantity | Adjusted/Total Cost Basis | Estimated Market Price | Estimated Market Value | Unrealized Gain/(Loss) | Estimated Accrued Interest | Estimated Annual Income | Current Yield% |
|---|---|---|---|---|---|---|---|---|---|
| Δ IBM CORP<br>*GLB 04.750% NOV 29 2012*<br>*MOODY'S: A1 S&P: A+ CUSIP: 459200BA8*<br>*ORIGINAL UNIT/TOTAL COST: 104.6080/94,147.20* | 02/26/09 | 90,000 | 93,269.96 | 107.4340 | **96,690.60** | 3,420.64 | 380.00 | **4,275** | 4.42 |
| Δ CITIGROUP FUNDING INC<br>*FDIC TLGP GUARANTEED 02.250% DEC 10 2012*<br>*MOODY'S: AAA S&P: AAA CUSIP: 17313YAJ0*<br>*ORIGINAL UNIT/TOTAL COST: 100.1258/94,118.26* | 08/06/09 | 94,000 | 94,104.67 | 100.7850 | **94,737.90** | 633.23 | 123.38 | **2,115** | 2.23 |
| Δ JPMORGAN CHASE & CO<br>*SUBORDINATED GLB 05.125% SEP 15 2014*<br>*MOODY'S: A1 S&P: A CUSIP: 46625HBV1*<br>*ORIGINAL UNIT/TOTAL COST: 101.9410/101,941.00* | 10/29/04 | 100,000 | 101,035.30 | 105.4760 | **105,476.00** | 4,440.70 | 1,509.03 | **5,125** | 4.85 |
| CREDIT SUISSE FB USA INC<br>*COMPANY GUARNT GLB 04.875% JAN 15 2015*<br>*MOODY'S: AA1 S&P: A+ CUSIP: 22541LAR4* | 11/01/07 | 82,000 | 79,441.61 | 104.7120 | **85,863.84** | 6,422.23 | 1,843.29 | **3,998** | 4.65 |
| GOLDMAN SACHS GROUP INC<br>*GLB 05.350% JAN 15 2016*<br>*MOODY'S: A1 S&P: A CUSIP: 38141GEE0* | 08/15/06 | 62,000 | 59,777.93 | 103.8670 | 64,397.54 | 4,619.61 | 1,529.51 | 3,317 | 5 15 |
| Δ GOLDMAN SACHS GROUP INC<br>*ORIGINAL UNIT/TOTAL COST. 100.0820/40,032.80* | 12/21/06 | 40,000 | 40,022.98 | 103.8670 | 41,546.80 | 1,523.82 | 986.78 | 2,140 | 5.15 |
| *Subtotal* | | *102,000* | *99,800.91* | | ***105,944.34*** | *6,143.43* | *2,516.29* | ***5,457*** | *5.15* |

# YOUR TRUST MANAGEMENT ACCOUNT STATEMENT OF PRINCIPAL INVESTMENTS

December 01, 2009 - December 31, 2009

| **CORPORATE BONDS** (continued) Description | Acquired | Quantity | Adjusted/Total Cost Basis | Estimated Market Price | Estimated Market Value | Unrealized Gain/(Loss) | Estimated Accrued Interest | Estimated Annual Income | Current Yield% |
|---|---|---|---|---|---|---|---|---|---|
| AT&T INC<br>*GLB 05 500% FEB 01 2018*<br>*MOODY'S A2 S&P: A CUSIP· 00206RAJ1* | 02/20/08 | 87,000 | 85.638.46 | 104.3420 | **90,777.54** | 5,139.08 | 1,993.75 | **4,785** | 5 27 |
| PEPSICO INC<br>*SENIOR NOTES 05 000% JUN 01 2018*<br>*MOODY'S· AA2 S&P· A+ CUSIP: 713448BH0* | 11/21/08 | 84,000 | 80,141.88 | 103.8230 | **87,211.32** | 7,069.44 | 350.00 | **4,200** | 4 81 |
| CISCO SYSTEMS INC<br>*GLB 04.950% FEB 15 2019*<br>*MOODY'S· A1 S&P. A+ CUSIP 17275RAC2* | 02/24/09 | 90,000 | 88,362 00 | 102.5010 | **92,250.90** | 3,888.90 | 1,683.00 | **4,455** | 4 82 |
| SHELL INTERNATIONAL FIN<br>*COMPANY GUARNT GLB 04.300% SEP 22 2019*<br>*MOODY'S. AA1 S&P. *** CUSIP: 822582AJ1* | 09/17/09 | 98,000 | 97,496.28 | 98.7990 | **96,823.02** | (673.26) | 1,158.85 | **4,214** | 4.35 |
| **TOTAL** | | 827,000 | 819,291 07 | | **855,775.46** | 36,484 39 | 11,557.59 | **38,624** | 4.51 |

**PLEASE REFER TO NOTES BELOW FOR INFORMATION REGARDING CREDIT RATINGS.**

| **EQUITIES** Description | Symbol Acquired | Quantity | Unit Cost Basis | Total Cost Basis | Estimated Market Price | Estimated Market Value | Unrealized Gain/(Loss) | Estimated Annual Income | Current Yield% |
|---|---|---|---|---|---|---|---|---|---|
| ACE LIMITED | ACE 04/27/09 | 241 | 44.7966 | 10,796.00 | 50 4000 | 12,146.40 | 1,350.40 | 299 | 2.46 |
| | 05/11/09 | 160 | 42 6541 | 6,824.67 | 50 4000 | 8,064.00 | 1,239.33 | 199 | 2.46 |
| *Subtotal* | | *401* | | *17,620.67* | | ***20,210.40*** | *2,589.73* | ***498*** | *2.46* |
| AES CORP | AES 09/21/09 | 877 | 14 4441 | 12.667.48 | 13 3100 | 11,672.87 | (994 61) | | |
| | 09/22/09 | 1,164 | 15.0862 | 17,560 45 | 13.3100 | 15,492 84 | (2,067.61) | | |
| | 09/23/09 | 744 | 15.1461 | 11.268.77 | 13.3100 | 9,902.64 | (1,366.13) | | |
| *Subtotal* | | *2,785* | | *41,496 70* | | ***37,068.35*** | *(4,428.35)* | | |

# YOUR TRUST MANAGEMENT ACCOUNT STATEMENT OF PRINCIPAL INVESTMENTS

December 01, 2009 - December 31, 2009

**EQUITIES** (continued)

| Description | Symbol | Acquired | Quantity | Unit Cost Basis | Total Cost Basis | Estimated Market Price | Estimated Market Value | Unrealized Gain/(Loss) | Estimated Annual Income | Current Yield% |
|---|---|---|---|---|---|---|---|---|---|---|
| AETNA INC NEW | AET | 12/21/06 | 122 | 43.7100 | 5,332.63 | 31.7000 | 3,867.40 | (1,465.23) | 5 | .12 |
| | | 07/31/07 | 295 | 49.3426 | 14,556.07 | 31.7000 | 9,351.50 | (5,204.57) | 12 | .12 |
| | | 04/03/08 | 91 | 42.4900 | 3,866.59 | 31.7000 | 2,884.70 | (981.89) | 4 | .12 |
| | | 09/11/08 | 48 | 42.7300 | 2,051.04 | 31.7000 | 1,521.60 | (529.44) | 2 | .12 |
| | | 11/05/08 | 101 | 24.9482 | 2,519.77 | 31.7000 | 3,201.70 | 681.93 | 5 | .12 |
| *Subtotal* | | | 657 | | *28,326.10* | | **20,826.90** | *(7,499.20)* | **28** | *.12* |
| AMGEN INC COM PV $0.0001 | AMGN | 11/04/08 | 546 | 60.2374 | 32,889.63 | 56.5700 | **30,887.22** | (2,002.41) | | |
| APOLLO GROUP INC CL A | APOL | 04/01/09 | 203 | 66.7251 | 13,545.21 | 60.5800 | 12,297.74 | (1,247.47) | | |
| | | 04/13/09 | 134 | 60.7455 | 8,139.90 | 60.5800 | 8,117.72 | (22.18) | | |
| *Subtotal* | | | *337* | | *21,685.11* | | ***20,415.46*** | *(1,269.65)* | | |
| ARCHER DANIELS MIDLD | ADM | 02/12/09 | 1,051 | 27.8632 | 29,284.23 | 31.3100 | 32,906.81 | 3,622.58 | 589 | 1.78 |
| | | 04/13/09 | 349 | 26.9573 | 9,408.13 | 31.3100 | 10,927.19 | 1,519.06 | 196 | 1.78 |
| *Subtotal* | | | *1,400* | | *38,692.36* | | **43,834.00** | *5,141.64* | **785** | *1.78* |
| AT& T INC | T | 11/19/08 | 631 | 26.0112 | 16,413.07 | 28.0300 | **17,686.93** | 1,273.86 | **1,061** | 5.99 |
| BMC SOFTWARE INC | BMC | 09/11/08 | 79 | 31.3701 | 2,478.24 | 40.1000 | 3,167.90 | 689.66 | | |
| | | 11/05/08 | 64 | 27.0887 | 1,733.68 | 40.1000 | 2,566.40 | 832.72 | | |
| | | 02/24/09 | 438 | 29.0707 | 12,733.01 | 40.1000 | 17,563.80 | 4,830.79 | | |
| | | 08/17/09 | 169 | 34.8357 | 5,887.25 | 40.1000 | 6,776.90 | 889.65 | | |
| | | 08/18/09 | 106 | 34.8384 | 3,692.88 | 40.1000 | 4,250.60 | 557.72 | | |
| *Subtotal* | | | 856 | | *26,525.06* | | ***34,325.60*** | *7,800.54* | | |
| CA INC | CA | 09/20/07 | 921 | 25.8226 | 23,782.62 | 22.4600 | 20,685.66 | (3,096.96) | 148 | .71 |
| | | 10/31/07 | 764 | 26.4570 | 20,213.22 | 22.4600 | 17,159.44 | (3,053.78) | 123 | .71 |
| | | 04/03/08 | 167 | 23.3600 | 3,901.12 | 22.4600 | 3,750.82 | (150.30) | 27 | .71 |
| | | 09/11/08 | 104 | 21.8000 | 2,267.20 | 22.4600 | 2,335.84 | 68.64 | 17 | .71 |
| | | 11/05/08 | 173 | 17.2000 | 2,975.60 | 22.4600 | 3,885.58 | 909.98 | 28 | .71 |
| *Subtotal* | | | *2,129* | | *53,139.76* | | ***47,817.34*** | *(5,322.42)* | ***343*** | *.71* |
| CHECK POINT SOFTWRE TECH | CHKP | 05/19/09 | 514 | 23.5811 | 12,120.69 | 33.8800 | 17,414.32 | 5,293.63 | | |
| | | 05/20/09 | 194 | 24.0669 | 4,668.98 | 33.8800 | 6,572.72 | 1,903.74 | | |
| *Subtotal* | | | *708* | | *16,789.67* | | ***23,987.04*** | *7,197.37* | | |

# YOUR TRUST MANAGEMENT ACCOUNT STATEMENT OF PRINCIPAL INVESTMENTS

December 01, 2009 - December 31, 2009

**EQUITIES** (continued)

| Description | Symbol | Acquired | Quantity | Unit Cost Basis | Total Cost Basis | Estimated Market Price | Estimated Market Value | Unrealized Gain/(Loss) | Estimated Annual Income | Current Yield% |
|---|---|---|---|---|---|---|---|---|---|---|
| CHEVRON CORP | CVX | 02/11/03 | 170 | 32.5500 | 5,533.51 | 76.9900 | 13,088.30 | 7,554.79 | 463 | 3.53 |
| | | 08/30/04 | 190 | 48.0035 | 9,120.68 | 76.9900 | 14,628.10 | 5,507.42 | 517 | 3.53 |
| | | 12/21/06 | 217 | 73.4000 | 15,927 80 | 76.9900 | 16,706.83 | 779.03 | 591 | 3.53 |
| | | 02/05/07 | 172 | 73 9209 | 12,714.41 | 76.9900 | 13,242.28 | 527.87 | 468 | 3.53 |
| | | 04/03/08 | 37 | 88 3235 | 3,267.97 | 76.9900 | 2,848 63 | (419.34) | 101 | 3 53 |
| | | 09/11/08 | 54 | 81.2800 | 4,389.12 | 76.9900 | 4,157.46 | (231.66) | 147 | 3.53 |
| | | 11/05/08 | 73 | 77.0157 | 5,622.15 | 76.9900 | 5,620.27 | (1 88) | 199 | 3.53 |
| *Subtotal* | | | 913 | | *56,575.64* | | ***70,291.87*** | *13,716.23* | ***2,486*** | *3.53* |
| CHUBB CORP | CB | 02/28/08 | 223 | 53.1712 | 11,857.19 | 49.1800 | 10,967.14 | (890.05) | 313 | 2.84 |
| | | 04/03/08 | 32 | 50.5178 | 1,616 57 | 49.1800 | 1,573.76 | (42.81) | 45 | 2.84 |
| | | 09/11/08 | 59 | 48.9000 | 2,885 10 | 49.1800 | 2,901.62 | 16.52 | 83 | 2 84 |
| | | 11/05/08 | 103 | 50.2800 | 5,178.84 | 49.1800 | 5,065.54 | (113.30) | 145 | 2.84 |
| | | 01/12/09 | 399 | 45.0894 | 17,990.71 | 49.1800 | 19,622.82 | 1,632.11 | 559 | 2.84 |
| *Subtotal* | | | *816* | | *39,528.41* | | ***40,130.88*** | *602.47* | ***1,145*** | *2.84* |
| COCA COLA ENTERPRISES | CCE | 06/15/09 | 499 | 17 0790 | 8,522.47 | 21.2000 | 10,578.80 | 2,056.33 | 160 | 1.50 |
| | | 06/16/09 | 611 | 17.4490 | 10,661.40 | 21.2000 | 12,953.20 | 2,291.80 | 196 | 1.50 |
| *Subtotal* | | | *1,110* | | *19,183.87* | | ***23,532.00*** | *4,348.13* | ***356*** | *1.50* |
| COMPUTER SCIENCE CRP | CSC | 03/04/09 | 454 | 35.9119 | 16,304.01 | 57.5300 | 26,118 62 | 9,814.61 | | |
| | | 03/10/09 | 300 | 32.1934 | 9,658 02 | 57.5300 | 17,259.00 | 7,600.98 | | |
| *Subtotal* | | | *754* | | *25,962 03* | | ***43,377.62*** | *17,415.59* | | |
| CONAGRA FOODS INC | CAG | 06/22/09 | 57 | 19.0538 | 1,086.07 | 23.0500 | 1,313.85 | 227.78 | 46 | 3 47 |
| | | 06/23/09 | 723 | 19.8091 | 14,321.98 | 23.0500 | 16,665.15 | 2,343.17 | 579 | 3.47 |
| | | 06/24/09 | 325 | 20.0188 | 6,506.11 | 23.0500 | 7,491.25 | 985.14 | 260 | 3.47 |
| *Subtotal* | | | *1,105* | | *21,914.16* | | ***25,470.25*** | *3,556.09* | ***885*** | *3.47* |
| CONOCOPHILLIPS | COP | 06/11/08 | 486 | 93.7818 | 45,578.00 | 51.0700 | 24,820.02 | (20,757.98) | 972 | 3.91 |
| | | 09/11/08 | 30 | 71.4400 | 2,143.20 | 51.0700 | 1,532.10 | (611.10) | 60 | 3.91 |
| *Subtotal* | | | 516 | | *47,721.20* | | ***26,352.12*** | *(21,369.08)* | ***1,032*** | *3.91* |

# YOUR TRUST MANAGEMENT ACCOUNT STATEMENT OF PRINCIPAL INVESTMENTS

December 01, 2009 - December 31, 2009

**EQUITIES** (continued)

| Description | Symbol | Acquired | Quantity | Unit Cost Basis | Total Cost Basis | Estimated Market Price | Estimated Market Value | Unrealized Gain/(Loss) | Estimated Annual Income | Current Yield% |
|---|---|---|---|---|---|---|---|---|---|---|
| CSX CORP | CSX | 08/01/05 | 201 | 22.8763 | 4,598.14 | 48.4900 | 9,746.49 | 5,148.35 | 177 | 1.81 |
| | | 12/21/06 | 190 | 34.4500 | 6,545.50 | 48.4900 | 9,213.10 | 2,667.60 | 168 | 1.81 |
| | | 04/03/08 | 45 | 58.5751 | 2,635.88 | 48.4900 | 2,182.05 | (453.83) | 40 | 1.81 |
| | | 11/05/08 | 130 | 45.9400 | 5,972.20 | 48.4900 | 6,303.70 | 331.50 | 115 | 1.81 |
| *Subtotal* | | | *566* | | *19,751.72* | | ***27,445.34*** | *7,693.62* | ***500*** | *1 81* |
| DARDEN RESTAURANTS INC | DRI | 04/20/09 | 285 | 38.9763 | 11,108.25 | 35.0700 | 9,994.95 | (1,113.30) | 285 | 2.85 |
| | | 04/21/09 | 235 | 38.7620 | 9,109.09 | 35.0700 | 8,241.45 | (867.64) | 235 | 2.85 |
| | | 06/15/09 | 250 | 33.6367 | 8,409.18 | 35.0700 | 8,767.50 | 358.32 | 250 | 2.85 |
| *Subtotal* | | | *770* | | *28,626.52* | | ***27,003.90*** | *(1,622.62)* | ***770*** | *2.85* |
| † DISCOVER FINL SVCS | DFS | 11/09/09 | 412 | 15.3386 | 6,319.51 | 14.7100 | 6,060.52 | (258.99) | 33 | .54 |
| | | 11/10/09 | 1,091 | 15.3796 | 16,779.25 | 14.7100 | 16,048.61 | (730.64) | 88 | .54 |
| *Subtotal* | | | *1,503* | | *23,098.76* | | ***22,109.13*** | *(989.63)* | ***121*** | *.54* |
| DOVER CORP | DOV | 05/15/08 | 163 | 53.6594 | 8,746.49 | 41.6100 | 6,782.43 | (1,964.06) | 170 | 2.49 |
| | | 05/30/08 | 325 | 54.1052 | 17,584.22 | 41.6100 | 13,523.25 | (4,060.97) | 338 | 2.49 |
| | | 09/11/08 | 81 | 45.5000 | 3,685.50 | 41.6100 | 3,370.41 | (315.09) | 85 | 2.49 |
| | | 11/05/08 | 121 | 32.5214 | 3,935.09 | 41.6100 | 5,034.81 | 1,099.72 | 126 | 2.49 |
| *Subtotal* | | | *690* | | *33,951.30* | | ***28,710.90*** | *(5,240.40)* | ***719*** | *2.49* |
| ENSCO INTL LTD SPNSR ADR | ESV | 10/19/09 | 395 | 48.8087 | 19,279.44 | 39.9400 | 15,776.30 | (3,503.14) | | |
| | | 10/20/09 | 65 | 47.7020 | 3,100.63 | 39.9400 | 2,596.10 | (504.53) | | |
| *Subtotal* | | | *460* | | *22,380.07* | | ***18,372.40*** | *(4,007.67)* | | |
| EXXON MOBIL CORP COM | XOM | 02/27/08 | 176 | 89.9824 | 15,836.91 | 68.1900 | 12,001.44 | (3,835.47) | 296 | 2.46 |
| | | 04/03/08 | 59 | 88.9416 | 5,247.56 | 68.1900 | 4,023.21 | (1,224.35) | 100 | 2.46 |
| | | 09/11/08 | 82 | 74.8400 | 6,136.88 | 68.1900 | 5,591.58 | (545.30) | 138 | 2.46 |
| | | 11/05/08 | 156 | 75.6644 | 11,803.65 | 68.1900 | 10,637.64 | (1,166.01) | 263 | 2.46 |
| | | 04/23/09 | 100 | 64.8990 | 6,489.90 | 68.1900 | 6,819.00 | 329.10 | 168 | 2.46 |
| *Subtotal* | | | *573* | | *45,514.90* | | ***39,072.87*** | *(6,442.03)* | ***965*** | *2.46* |
| FAMILY DOLLAR STORES | FDO | 04/08/09 | 652 | 34.5235 | 22,509.33 | 27.8300 | 18,145.16 | (4,364.17) | 353 | 1.94 |
| | | 04/13/09 | 227 | 34.1419 | 7,750.23 | 27.8300 | 6,317.41 | (1,432.82) | 123 | 1.94 |
| *Subtotal* | | | *879* | | *30,259.56* | | ***24,462.57*** | *(5,796.99)* | ***476*** | *1.94* |

# YOUR TRUST MANAGEMENT ACCOUNT STATEMENT OF PRINCIPAL INVESTMENTS

December 01, 2009 - December 31, 2009

**EQUITIES** (continued)

| Description | Symbol | Acquired | Quantity | Unit Cost Basis | Total Cost Basis | Estimated Market Price | Estimated Market Value | Unrealized Gain/(Loss) | Estimated Annual Income | Current Yield% |
|---|---|---|---|---|---|---|---|---|---|---|
| FLOWSERVE CORP | FLS | 09/08/09 | 49 | 91.2089 | 4,469.24 | 94.5300 | 4,631.97 | 162 73 | 53 | 1.14 |
| | | 09/09/09 | 74 | 93.0913 | 6,888.76 | 94.5300 | 6,995.22 | 106.46 | 80 | 1.14 |
| | | 09/10/09 | 73 | 94.8879 | 6,926.82 | 94.5300 | 6,900.69 | (26.13) | 79 | 1.14 |
| | | 09/11/09 | 19 | 95 8342 | 1,820.85 | 94.5300 | 1,796.07 | (24 78) | 21 | 1.14 |
| *Subtotal* | | | *215* | | *20,105.67* | | ***20,323.95*** | *218 28* | ***233*** | *1 14* |
| FOREST LABS INC | FRX | 12/21/06 | 83 | 51.2101 | 4,250.44 | 32.1100 | 2,665.13 | (1,585.31) | | |
| | | 01/10/07 | 377 | 51.4524 | 19,397 59 | 32.1100 | 12,105.47 | (7,292.12) | | |
| | | 04/03/08 | 66 | 40 6240 | 2,681.19 | 32.1100 | 2,119.26 | (561.93) | | |
| | | 08/27/08 | 600 | 36 7167 | 22,030.02 | 32.1100 | 19,266.00 | (2,764.02) | | |
| | | 09/11/08 | 95 | 29.1200 | 2,766.40 | 32.1100 | 3,050.45 | 284.05 | | |
| | | 11/05/08 | 130 | 23.2200 | 3,018.60 | 32.1100 | 4,174.30 | 1,155.70 | | |
| *Subtotal* | | | *1,351* | | *54,144.24* | | ***43,380.61*** | *(10,763.63)* | | |
| GAP INC DELAWARE | GPS | 04/17/08 | 976 | 19 0264 | 18,569.78 | 20 9500 | 20,447.20 | 1,877.42 | 332 | 1.62 |
| | | 09/11/08 | 65 | 19 7200 | 1,281.80 | 20.9500 | 1,361 75 | 79 95 | 23 | 1.62 |
| | | 11/05/08 | 314 | 12.9700 | 4,072.58 | 20.9500 | 6,578.30 | 2,505.72 | 107 | 1.62 |
| | | 10/26/09 | 310 | 22.5479 | 6,989.85 | 20.9500 | 6,494.50 | (495.35) | 106 | 1.62 |
| *Subtotal* | | | *1,665* | | *30.914.01* | | ***34,881.75*** | *3,967.74* | ***568*** | *1.62* |
| GARMIN LTD (KAYMAN IS) | GRMN | 08/31/09 | 270 | 32.5396 | 8,785.70 | 30.7000 | 8,289.00 | (496.70) | 203 | 2 44 |
| | | 09/01/09 | 419 | 32.5850 | 13,653.12 | 30.7000 | 12,863.30 | (789.82) | 315 | 2.44 |
| | | 09/02/09 | 241 | 31.7019 | 7,640.16 | 30.7000 | 7,398 70 | (241.46) | 181 | 2.44 |
| *Subtotal* | | | *930* | | *30,078.98* | | ***28,551.00*** | *(1,527.98)* | ***699*** | *2.44* |
| GOLDMAN SACHS GROUP INC | GS | 06/01/09 | 150 | 145.4995 | 21,824.93 | 168.8400 | 25,326.00 | 3,501.07 | 210 | .82 |
| | | 07/06/09 | 36 | 143.9722 | 5.183.00 | 168 8400 | 6,078.24 | 895.24 | 51 | .82 |
| | | 07/07/09 | 99 | 144.6453 | 14,319 89 | 168.8400 | 16,715.16 | 2,395.27 | 139 | .82 |
| | | 09/08/09 | 50 | 166 4200 | 8,321.00 | 168.8400 | 8,442.00 | 121 00 | 70 | .82 |
| *Subtotal* | | | *335* | | *49,648.82* | | ***56,561.40*** | *6,912.58* | ***470*** | *.82* |

# YOUR TRUST MANAGEMENT ACCOUNT STATEMENT OF PRINCIPAL INVESTMENTS

December 01, 2009 - December 31, 2009

**EQUITIES** (continued)

| Description | Symbol | Acquired | Quantity | Unit Cost Basis | Total Cost Basis | Estimated Market Price | Estimated Market Value | Unrealized Gain/(Loss) | Estimated Annual Income | Current Yield% |
|---|---|---|---|---|---|---|---|---|---|---|
| HEWLETT PACKARD CO DEL | HPQ | 04/06/05 | 40 | 21.8545 | 874.18 | 51.5100 | 2,060.40 | 1,186.22 | 13 | .62 |
| | | 12/21/06 | 461 | 41.1200 | 18,956.32 | 51.5100 | 23,746.11 | 4,789.79 | 148 | .62 |
| | | 04/03/08 | 126 | 47.0560 | 5,929.06 | 51.5100 | 6,490.26 | 561.20 | 41 | .62 |
| | | 09/11/08 | 64 | 47.1600 | 3,018.24 | 51.5100 | 3,296.64 | 278.40 | 21 | .62 |
| | | 11/05/08 | 251 | 36.8523 | 9,249.95 | 51.5100 | 12,929.01 | 3,679.06 | 81 | .62 |
| *Subtotal* | | | *942* | | *38,027.75* | | ***48,522.42*** | *10,494.67* | ***304*** | .62 |
| HONEYWELL INTL INC DEL | HON | 12/21/06 | 39 | 44.9258 | 1,752.11 | 39.2000 | 1,528.80 | (223.31) | 48 | 3.08 |
| | | 06/28/07 | 476 | 57.1722 | 27,213.97 | 39.2000 | 18,659.20 | (8,554.77) | 576 | 3.08 |
| | | 04/03/08 | 65 | 57.7300 | 3,752.45 | 39.2000 | 2,548.00 | (1,204.45) | 79 | 3.08 |
| | | 09/11/08 | 24 | 47.3400 | 1,136.16 | 39.2000 | 940.80 | (195.36) | 30 | 3.08 |
| *Subtotal* | | | *604* | | *33,854.69* | | ***23,676.80*** | *(10,177.89)* | ***733*** | *3.08* |
| INTL BUSINESS MACHINES | IBM | 01/30/07 | 24 | 98.6304 | 2,367.13 | 130.9000 | 3,141.60 | 774.47 | 53 | 1.68 |
| *CORP IBM* | | 02/12/07 | 450 | 98.7266 | 44,426.97 | 130.9000 | 58,905.00 | 14,478.03 | 991 | 1.68 |
| | | 09/11/08 | 24 | 117.6700 | 2,824.08 | 130.9000 | 3,141.60 | 317.52 | 53 | 1.68 |
| | | 05/26/09 | 90 | 104.6066 | 9,414.60 | 130.9000 | 11,781.00 | 2,366.40 | 198 | 1.68 |
| *Subtotal* | | | *588* | | *59,032.78* | | ***76,969.20*** | *17,936.42* | ***1,295*** | *1.68* |
| INTL PAPER CO | IP | 09/10/07 | 785 | 34.5799 | 27,145.23 | 26.7800 | 21,022.30 | (6,122.93) | 79 | .37 |
| | | 04/03/08 | 69 | 28.8000 | 1,987.20 | 26.7800 | 1,847.82 | (139.38) | 7 | .37 |
| | | 09/11/08 | 30 | 30.1200 | 903.60 | 26.7800 | 803.40 | (100.20) | 3 | .37 |
| | | 11/05/08 | 102 | 16.6900 | 1,702.38 | 26.7800 | 2,731.56 | 1,029.18 | 11 | .37 |
| *Subtotal* | | | *986* | | *31,738.41* | | ***26,405.08*** | *(5,333.33)* | ***100*** | .37 |
| JOHNSON AND JOHNSON COM | JNJ | 01/17/03 | 96 | 54.9901 | 5,279.05 | 64.4100 | 6,183.36 | 904.31 | 189 | 3.04 |
| | | 09/08/04 | 500 | 58.2766 | 29,138.30 | 64.4100 | 32,205.00 | 3,066.70 | 980 | 3.04 |
| | | 12/21/06 | 232 | 66.1800 | 15,353.76 | 64.4100 | 14,943.12 | (410.64) | 455 | 3.04 |
| | | 04/03/08 | 91 | 65.2300 | 5,935.93 | 64.4100 | 5,861.31 | (74.62) | 179 | 3.04 |
| | | 09/11/08 | 40 | 71.2600 | 2,850.40 | 64.4100 | 2,576.40 | (274.00) | 79 | 3.04 |
| | | 11/05/08 | 137 | 60.6207 | 8,305.04 | 64.4100 | 8,824.17 | 519.13 | 269 | 3.04 |
| *Subtotal* | | | *1,096* | | *66,862.48* | | ***70,593.36*** | *3,730.88* | ***2,151*** | *3.04* |

# YOUR TRUST MANAGEMENT ACCOUNT STATEMENT OF PRINCIPAL INVESTMENTS

December 01, 2009 - December 31, 2009

**EQUITIES** (continued)

| Description | Symbol | Acquired | Quantity | Unit Cost Basis | Total Cost Basis | Estimated Market Price | Estimated Market Value | Unrealized Gain/(Loss) | Estimated Annual Income | Current Yield% |
|---|---|---|---|---|---|---|---|---|---|---|
| KROGER CO | KR | 12/14/06 | 211 | 24.1917 | 5,104.46 | 20.5300 | 4,331.83 | (772.63) | 81 | 1.85 |
| | | 12/21/06 | 438 | 23.3405 | 10,223.18 | 20.5300 | 8,992.14 | (1,231.04) | 167 | 1.85 |
| | | 04/03/08 | 118 | 25 4900 | 3,007 82 | 20 5300 | 2,422.54 | (585.28) | 45 | 1.85 |
| | | 09/11/08 | 100 | 28.2900 | 2,829 00 | 20.5300 | 2,053.00 | (776.00) | 38 | 1.85 |
| *Subtotal* | | | *867* | | *21,164.46* | | ***17,799.51*** | *(3,364.95)* | ***331*** | *1.85* |
| L-3 COMMNCTNS HLDGS | LLL | 08/23/07 | 196 | 97.6513 | 19,139.66 | 86.9500 | 17,042.20 | (2,097.46) | 275 | 1.61 |
| | | 10/16/07 | 192 | 104.6631 | 20,095.33 | 86.9500 | 16,694.40 | (3,400.93) | 269 | 1.61 |
| | | 04/03/08 | 32 | 111.6784 | 3,573.71 | 86.9500 | 2,782.40 | (791.31) | 45 | 1.61 |
| | | 09/11/08 | 44 | 101.7600 | 4,477.44 | 86.9500 | 3,825.80 | (651.64) | 62 | 1 61 |
| *Subtotal* | | | *464* | | *47,286.14* | | ***40,344.80*** | *(6,941.34)* | ***651*** | *1.61* |
| LOCKHEED MARTIN CORP | LMT | 12/21/06 | 108 | 92.0400 | 9,940.33 | 75.3500 | 8,137.80 | (1,802.53) | 273 | 3 34 |
| | | 08/20/08 | 143 | 113 6899 | 16,257.66 | 75.3500 | 10,775.05 | (5,482.61) | 361 | 3.34 |
| | | 09/11/08 | 20 | 114.3600 | 2,287.20 | 75.3500 | 1,507.00 | (780.20) | 51 | 3.34 |
| | | 11/05/08 | 57 | 85.6900 | 4,884.33 | 75.3500 | 4,294.95 | (589 38) | 144 | 3.34 |
| *Subtotal* | | | *328* | | *33,369.52* | | ***24,714.80*** | *(8,654.72)* | ***829*** | *3.34* |
| MARATHON OIL CORP | MRO | 07/06/09 | 645 | 28.2376 | 18,213.26 | 31.2200 | **20,136.90** | 1,923.64 | **620** | 3 07 |
| MCKESSON CORPORATION COM | MCK | 01/04/06 | 102 | 53.5771 | 5,464.87 | 62.5000 | 6,375.00 | 910.13 | 49 | .76 |
| | | 12/21/06 | 181 | 51.1941 | 9,266.15 | 62.5000 | 11,312.50 | 2,046.35 | 87 | .76 |
| | | 09/11/08 | 25 | 57.2100 | 1,430 25 | 62.5000 | 1,562.50 | 132.25 | 12 | .76 |
| | | 11/05/08 | 44 | 38.1900 | 1,680.36 | 62.5000 | 2,750.00 | 1,069.64 | 22 | .76 |
| | | 03/09/09 | 322 | 39.0112 | 12,561.61 | 62.5000 | 20,125.00 | 7,563.39 | 155 | .76 |
| *Subtotal* | | | *674* | | *30,403.24* | | ***42,125.00*** | *11,721 76* | ***325*** | *.76* |
| MEDCO HEALTH SOLUTIONS I | MHS | 04/02/07 | 269 | 36.8298 | 9,907.22 | 63.9100 | 17,191 79 | 7,284.57 | | |
| | | 04/03/08 | 56 | 43.2700 | 2,423.12 | 63.9100 | 3,578.96 | 1,155.84 | | |
| | | 05/30/08 | 229 | 48.6099 | 11,131.67 | 63.9100 | 14,635.39 | 3,503.72 | | |
| | | 09/11/08 | 35 | 50.0100 | 1,750.35 | 63.9100 | 2,236.85 | 486.50 | | |
| | | 08/17/09 | 135 | 54.4822 | 7,355.10 | 63.9100 | 8,627.85 | 1,272.75 | | |
| | | 08/18/09 | 85 | 54.4495 | 4,628.21 | 63.9100 | 5,432.35 | 804.14 | | |
| *Subtotal* | | | *809* | | *37,195.67* | | ***51,703.19*** | *14,507.52* | | |

# YOUR TRUST MANAGEMENT ACCOUNT STATEMENT OF PRINCIPAL INVESTMENTS

December 01, 2009 - December 31, 2009

**EQUITIES** (continued)

| Description | Symbol | Acquired | Quantity | Unit Cost Basis | Total Cost Basis | Estimated Market Price | Estimated Market Value | Unrealized Gain/(Loss) | Estimated Annual Income | Current Yield% |
|---|---|---|---|---|---|---|---|---|---|---|
| MICROSOFT CORP | MSFT | 01/22/03 | 490 | 25.9450 | 12,713.06 | 30.4800 | 14,935.20 | 2,222.14 | 255 | 1.70 |
| | | 12/21/06 | 264 | 30.0500 | 7,933.20 | 30.4800 | 8,046.72 | 113.52 | 138 | 1.70 |
| | | 04/03/08 | 83 | 29.1900 | 2,422.77 | 30.4800 | 2,529.84 | 107.07 | 44 | 1.70 |
| | | 09/11/08 | 39 | 27.1200 | 1,057.68 | 30.4800 | 1,188.72 | 131.04 | 21 | 1.70 |
| | | 11/09/09 | 476 | 28.8648 | 13,739.69 | 30.4800 | 14,508.48 | 768.79 | 248 | 1.70 |
| | | 11/16/09 | 594 | 29.6859 | 17,633.48 | 30.4800 | 18,105.12 | 471.64 | 309 | 1.70 |
| | | 11/17/09 | 99 | 29.9142 | 2,961.51 | 30.4800 | 3,017.52 | 56.01 | 52 | 1.70 |
| *Subtotal* | | | *2,045* | | *58,461.39* | | **62,331.60** | *3,870.21* | **1,067** | *1.70* |
| NABORS INDUSTRIES LTD | NBR | 11/23/09 | 316 | 20.6826 | 6,535.71 | 21.8900 | 6,917.24 | 381.53 | | |
| | | 11/24/09 | 677 | 20.5745 | 13,928.94 | 21.8900 | 14,819.53 | 890.59 | | |
| | | 11/25/09 | 163 | 21.1290 | 3,444.03 | 21.8900 | 3,568.07 | 124.04 | | |
| *Subtotal* | | | *1,156* | | *23,908.68* | | **25,304.84** | *1,396.16* | | |
| NORTHROP GRUMMAN CORP | NOC | 08/03/09 | 305 | 45.6941 | 13,936.71 | 55.8500 | 17,034.25 | 3,097.54 | 525 | 3.07 |
| | | 08/04/09 | 410 | 46.6433 | 19,123.79 | 55.8500 | 22,898.50 | 3,774.71 | 706 | 3.07 |
| | | 08/05/09 | 105 | 46.6413 | 4,897.34 | 55.8500 | 5,864.25 | 966.91 | 181 | 3.07 |
| *Subtotal* | | | *820* | | *37,957.84* | | **45,797.00** | *7,839.16* | **1,412** | *3.07* |
| NRG ENERGY INC | NRG | 12/28/07 | 447 | 43.3296 | 19,368.34 | 23.6100 | 10,553.67 | (8,814.67) | | |
| | | 04/03/08 | 45 | 39.1200 | 1,760.40 | 23.6100 | 1,062.45 | (697.95) | | |
| | | 09/11/08 | 23 | 31.9500 | 734.85 | 23.6100 | 543.03 | (191.82) | | |
| | | 08/10/09 | 521 | 28.5661 | 14,882.99 | 23.6100 | 12,300.81 | (2,582.18) | | |
| | | 08/11/09 | 134 | 28.8371 | 3,864.18 | 23.6100 | 3,163.74 | (700.44) | | |
| *Subtotal* | | | *1,170* | | *40,610.76* | | **27,623.70** | *(12,987.06)* | | |
| OCCIDENTAL PETE CORP CAL | OXY | 10/17/05 | 88 | 37.6801 | 3,315.85 | 81.3500 | 7,158.80 | 3,842.95 | 117 | 1.62 |
| | | 12/21/06 | 230 | 50.1300 | 11,529.90 | 81.3500 | 18,710.50 | 7,180.60 | 304 | 1.62 |
| | | 04/03/08 | 52 | 75.9500 | 3,949.40 | 81.3500 | 4,230.20 | 280.80 | 69 | 1.62 |
| | | 09/11/08 | 55 | 69.0300 | 3,796.65 | 81.3500 | 4,474.25 | 677.60 | 73 | 1.62 |
| | | 11/05/08 | 52 | 55.2286 | 2,871.89 | 81.3500 | 4,230.20 | 1,358.31 | 69 | 1.62 |
| *Subtotal* | | | *477* | | *25,463.69* | | **38,803.95** | *13,340.26* | **632** | *1.62* |

# YOUR TRUST MANAGEMENT ACCOUNT STATEMENT OF PRINCIPAL INVESTMENTS

December 01, 2009 - December 31, 2009

**EQUITIES** (continued)

| Description | Symbol | Acquired | Quantity | Unit Cost Basis | Total Cost Basis | Estimated Market Price | Estimated Market Value | Unrealized Gain/(Loss) | Estimated Annual Income | Current Yield% |
|---|---|---|---|---|---|---|---|---|---|---|
| PFIZER INC | PFE | 01/06/03 | 283 | 31 8500 | 9,013.56 | 18.1900 | 5,147.77 | (3,865.79) | 204 | 3.95 |
| | | 07/29/03 | 600 | 32.8182 | 19,690.92 | 18.1900 | 10,914.00 | (8,776.92) | 432 | 3.95 |
| | | 09/13/04 | 410 | 32 0787 | 13,152.27 | 18.1900 | 7,457.90 | (5,694.37) | 296 | 3.95 |
| | | 12/21/06 | 491 | 26 2900 | 12.908 39 | 18.1900 | 8,931.29 | (3,977.10) | 354 | 3.95 |
| | | 04/03/08 | 171 | 21.4900 | 3,674.79 | 18 1900 | 3,110.49 | (564.30) | 124 | 3.95 |
| | | 04/15/08 | 758 | 20 8941 | 15.837 80 | 18.1900 | 13,788 02 | (2,049.78) | 546 | 3.95 |
| | | 09/11/08 | 126 | 18 2600 | 2,300 76 | 18 1900 | 2,291.94 | (8 82) | 91 | 3 95 |
| | | 11/05/08 | 311 | 17.3600 | 5,398.96 | 18.1900 | 5,657.09 | 258.13 | 224 | 3.95 |
| *Subtotal* | | | *3,150* | | *81,977 45* | | ***57,298.50*** | *(24,678.95)* | ***2,271*** | *3.95* |
| PRIDE INTL INC DEL | PDE | 10/19/09 | 271 | 32.4918 | 8,805.28 | 31 9100 | 8,647.61 | (157.67) | | |
| | | 10/20/09 | 457 | 32 8645 | 15,019.12 | 31 9100 | 14,582.87 | (436.25) | | |
| | | 10/21/09 | 402 | 33.8645 | 13,613.53 | 31 9100 | 12,827 82 | (785.71) | | |
| *Subtotal* | | | *1,130* | | *37,437.93* | | ***36,058.30*** | *(1,379.63)* | | |
| QWEST COMM INTL INC COM | Q | 01/20/06 | 44 | 5.9381 | 261.28 | 4.2100 | 185 24 | (76.04) | 15 | 7.60 |
| | | 02/01/06 | 2,497 | 6.1661 | 15,397.00 | 4.2100 | 10,512.37 | (4,884.63) | 800 | 7.60 |
| | | 12/21/06 | 1,274 | 8.2800 | 10,548.72 | 4.2100 | 5,363.54 | (5,185.18) | 408 | 7.60 |
| | | 04/03/08 | 754 | 4.7600 | 3,589.04 | 4.2100 | 3,174.34 | (414.70) | 242 | 7.60 |
| | | 09/11/08 | 247 | 3.6900 | 911.43 | 4.2100 | 1,039.87 | 128.44 | 80 | 7.60 |
| | | 03/24/09 | 4,123 | 3.8450 | 15,853.06 | 4.2100 | 17,357.83 | 1,504.77 | 1,320 | 7.60 |
| *Subtotal* | | | *8,939* | | *46,560.53* | | ***37,633.19*** | *(8,927.34)* | ***2,865*** | *7.60* |
| RAYTHEON CO DELAWARE NEW | RTN | 05/05/06 | 307 | 46.6025 | 14.306.98 | 51.5200 | 15,816.64 | 1,509.66 | 381 | 2 40 |
| | | 05/31/06 | 238 | 45 6876 | 10.873 67 | 51.5200 | 12,261.76 | 1,388 09 | 296 | 2 40 |
| | | 12/21/06 | 222 | 53.9600 | 11,979.12 | 51.5200 | 11,437.44 | (541.68) | 276 | 2.40 |
| | | 09/11/08 | 32 | 59.7700 | 1,912.64 | 51 5200 | 1,648.64 | (264.00) | 40 | 2.40 |
| | | 11/05/08 | 114 | 50.6863 | 5,778.24 | 51 5200 | 5,873.28 | 95.04 | 142 | 2 40 |
| *Subtotal* | | | *913* | | *44,850.65* | | ***47,037.76*** | *2,187.11* | ***1,135*** | *2.40* |

# YOUR TRUST MANAGEMENT ACCOUNT STATEMENT OF PRINCIPAL INVESTMENTS

December 01, 2009 - December 31, 2009

**EQUITIES** (continued)

| Description | Symbol | Acquired | Quantity | Unit Cost Basis | Total Cost Basis | Estimated Market Price | Estimated Market Value | Unrealized Gain/(Loss) | Estimated Annual Income | Current Yield% |
|---|---|---|---|---|---|---|---|---|---|---|
| ROSS STORES INC COM | ROST | 10/21/08 | 569 | 30.0690 | 17,109.27 | 42.7100 | 24,301.99 | 7,192.72 | 251 | 1.03 |
| | | 05/04/09 | 140 | 38.7134 | 5,419.88 | 42.7100 | 5,979.40 | 559.52 | 62 | 1.03 |
| | | 05/05/09 | 200 | 38.4344 | 7,686.88 | 42.7100 | 8,542.00 | 855.12 | 88 | 1.03 |
| *Subtotal* | | | *909* | | *30,216.03* | | ***38,823.39*** | *8,607.36* | ***401*** | *1.03* |
| SAFEWAY INC NEW | SWY | 01/12/06 | 320 | 24.3574 | 7,794.38 | 21.2900 | 6,812.80 | (981.58) | 128 | 1.87 |
| | | 12/21/06 | 412 | 34.5600 | 14,238.72 | 21.2900 | 8,771.48 | (5,467.24) | 165 | 1.87 |
| | | 04/03/08 | 109 | 29.2607 | 3,189.42 | 21.2900 | 2,320.61 | (868.81) | 44 | 1.87 |
| | | 09/11/08 | 49 | 26.4600 | 1,296.54 | 21.2900 | 1,043.21 | (253.33) | 20 | 1.87 |
| *Subtotal* | | | *890* | | *26,519.06* | | ***18,948.10*** | *(7,570.96)* | ***357*** | *1.87* |
| SYSCO CORPORATION | SYY | 10/28/08 | 133 | 24.7812 | 3,295.91 | 27.9400 | 3,716.02 | 420.11 | 133 | 3.57 |
| | | 11/18/08 | 643 | 22.5628 | 14,507.94 | 27.9400 | 17,965.42 | 3,457.48 | 643 | 3.57 |
| *Subtotal* | | | *776* | | *17,803.85* | | ***21,681.44*** | *3,877.59* | ***776*** | *3.57* |
| TEXAS INSTRUMENTS | TXN | 10/05/09 | 505 | 22.7692 | 11,498.45 | 26.0600 | 13,160.30 | 1,661.85 | 243 | 1.84 |
| | | 10/06/09 | 560 | 23.1080 | 12,940.48 | 26.0600 | 14,593.60 | 1,653.12 | 269 | 1.84 |
| *Subtotal* | | | *1,065* | | *24,438.93* | | ***27,753.90*** | *3,314.97* | ***512*** | *1.84* |
| TJX COS INC NEW | TJX | 12/14/09 | 456 | 37.9719 | 17,315.23 | 36.5500 | 16,666.80 | (648.43) | 219 | 1.31 |
| | | 12/15/09 | 191 | 38.1379 | 7,284.34 | 36.5500 | 6,981.05 | (303.29) | 92 | 1.31 |
| | | 12/21/09 | 306 | 37.2259 | 11,391.13 | 36.5500 | 11,184.30 | (206.83) | 147 | 1.31 |
| *Subtotal* | | | *953* | | *35,990.70* | | ***34,832.15*** | *(1,158.55)* | ***458*** | *1.31* |
| TRAVELERS COS INC | TRV | 09/26/05 | 159 | 43.8737 | 6,975.92 | 49.8600 | 7,927.74 | 951.82 | 210 | 2.64 |
| | | 12/21/06 | 157 | 54.4400 | 8,547.08 | 49.8600 | 7,828.02 | (719.06) | 208 | 2.64 |
| | | 01/23/07 | 374 | 52.0759 | 19,476.39 | 49.8600 | 18,647.64 | (828.75) | 494 | 2.64 |
| | | 04/03/08 | 86 | 49.2934 | 4,239.24 | 49.8600 | 4,287.96 | 48.72 | 114 | 2.64 |
| | | 09/11/08 | 57 | 44.3600 | 2,528.52 | 49.8600 | 2,842.02 | 313.50 | 76 | 2.64 |
| | | 11/05/08 | 107 | 41.6893 | 4,460.76 | 49.8600 | 5,335.02 | 874.26 | 142 | 2.64 |
| *Subtotal* | | | *940* | | *46,227.91* | | ***46,868.40*** | *640.49* | ***1,244*** | *2.64* |

# YOUR TRUST MANAGEMENT ACCOUNT STATEMENT OF PRINCIPAL INVESTMENTS

December 01, 2009 - December 31, 2009

**EQUITIES** (continued)

| Description | Symbol | Acquired | Quantity | Unit Cost Basis | Total Cost Basis | Estimated Market Price | Estimated Market Value | Unrealized Gain/(Loss) | Estimated Annual Income | Current Yield% |
|---|---|---|---|---|---|---|---|---|---|---|
| UNUM GROUP | UNM | 10/14/08 | 1,026 | 19.8294 | 20,344.97 | 19.5200 | 20,027.52 | (317.45) | 339 | 1 69 |
| | | 10/22/08 | 991 | 17.1168 | 16,962.75 | 19 5200 | 19,344.32 | 2,381.57 | 328 | 1.69 |
| | | 11/05/08 | 198 | 18.9940 | 3,760.83 | 19.5200 | 3,864.96 | 104.13 | 66 | 1.69 |
| | | 08/12/09 | 75 | 21 2522 | 1,593.92 | 19.5200 | 1,464.00 | (129.92) | 25 | 1.69 |
| *Subtotal* | | | *2,290* | | *42,662.47* | | ***44,700.80*** | *2,038.33* | ***758*** | *1.69* |
| VERIZON COMMUNICATNS COM | VZ | 04/06/09 | 501 | 32.7457 | 16,405.60 | 33.1300 | 16,598.13 | 192.53 | 952 | 5.73 |
| | | 07/28/09 | 290 | 31.2007 | 9,048.23 | 33.1300 | 9,607.70 | 559.47 | 551 | 5.73 |
| *Subtotal* | | | *791* | | *25,453.83* | | ***26,205.83*** | *752.00* | ***1,503*** | *5 73* |
| WAL-MART STORES INC | WMT | 07/29/08 | 348 | 56.5680 | 19,685.67 | 53.4500 | 18,600.60 | (1,085.07) | 380 | 2.03 |
| | | 09/11/08 | 12 | 62.5100 | 750.12 | 53.4500 | 641 40 | (108.72) | 14 | 2.03 |
| | | 11/05/08 | 57 | 55.0500 | 3,137.85 | 53 4500 | 3,046.65 | (91.20) | 63 | 2.03 |
| *Subtotal* | | | *417* | | *23,573.64* | | ***22,288.65*** | *(1,284.99)* | ***457*** | *2.03* |
| WELLPOINT INC | WLP | 10/27/03 | 145 | 35.3186 | 5,121.20 | 58.2900 | 8,452.05 | 3,330.85 | | |
| | | 12/21/06 | 90 | 78.6200 | 7,075.80 | 58.2900 | 5,246.10 | (1,829.70) | | |
| | | 04/03/08 | 44 | 46.8200 | 2,060.08 | 58.2900 | 2,564.76 | 504.68 | | |
| | | 10/27/08 | 374 | 39.8352 | 14,898.40 | 58.2900 | 21,800.46 | 6,902.06 | | |
| *Subtotal* | | | *653* | | *29,155.48* | | ***38,063.37*** | *8,907 89* | | |
| WSTN DIGITAL CORP DEL | WDC | 02/29/08 | 801 | 31.8099 | 25,479.74 | 44.1500 | 35,364.15 | 9,884.41 | | |
| | | 04/03/08 | 42 | 28.8461 | 1,211.54 | 44.1500 | 1,854.30 | 642.76 | | |
| | | 09/11/08 | 82 | 23.8400 | 1,954.88 | 44.1500 | 3,620.30 | 1,665.42 | | |
| | | 11/05/08 | 98 | 16.1700 | 1,584.66 | 44.1500 | 4,326.70 | 2,742.04 | | |
| *Subtotal* | | | *1,023* | | *30,230 82* | | ***45,165.45*** | *14,934 63* | | |
| XILINX INC | XLNX | 08/13/08 | 749 | 27.2946 | 20,443.66 | 25.0600 | 18,769.94 | (1,673 72) | 480 | 2.55 |
| | | 09/11/08 | 41 | 22.9600 | 941.36 | 25 0600 | 1,027.46 | 86.10 | 27 | 2.55 |
| | | 11/05/08 | 152 | 17.8934 | 2,719.81 | 25.0600 | 3,809.12 | 1,089.31 | 98 | 2.55 |
| *Subtotal* | | | *942* | | *24,104.83* | | ***23,606.52*** | *(498.31)* | ***605*** | *2.55* |
| **TOTAL** | | | | | 2,063,692.86 | | **2,106,907.70** | 43,214.84 | **37,932** | 1.80 |
| **TOTAL PRINCIPAL INVESTMENTS** | | | | | 4,331,243.27 | | **4,438,415.74** | 107,172.47 | **127,000** | 2.86 |

# YOUR TRUST MANAGEMENT ACCOUNT STATEMENT OF PRINCIPAL INVESTMENTS

December 01, 2009 - December 31, 2009

**Notes**

Δ Debt Instruments purchased at a premium show amortization θ Debt Instruments purchased at a discount show accretion

[1] Some agency securities are not backed by the full faith and credit of the United States government.

*** Rating currently unavailable or not rated/unrated as provided by Rating Agency or recognized industry wide third party vendor source.

For Credit Ratings: S&P and Moody's provide credit ratings on the credit quality of certain bonds and preferred stocks. For a credit enhanced security, Moody's and S&P publish and provide third party vendors the higher of the rating on the credit enhancer (guarantor) or the stand alone rating on the underlying security.

# YOUR TRUST MANAGEMENT ACCOUNT STATEMENT OF INCOME INVESTMENTS

| **CASH/MONEY ACCOUNTS** *Description* | *Quantity* | *Total Cost Basis* | *Estimated Market Price* | *Estimated Market Value* | *Estimated Annual Income* | *Est. Annual Yield%* |
|---|---|---|---|---|---|---|
| CASH | 657.50 | 657.50 | | **657.50** | | |
| CMA MONEY FUND | 169,660.00 | 169,660.00 | 1.0000 | **169,660.00** | **170** | .10 |
| **TOTAL** | | 170,317.50 | | **170,317.50** | **170** | .10 |
| **TOTAL INCOME INVESTMENTS** | | 170,317.50 | | **170,317.50** | **169** | .10 |

| **LONG PORTFOLIO** | *Adjusted/Total Cost Basis* | *Estimated Market Value* | *Unrealized Gain/(Loss)* | *Estimated Accrued Interest* | *Estimated Annual Income* | *Current Yield%* |
|---|---|---|---|---|---|---|
| **TOTAL PRINCIPAL/INCOME INVESTMENTS** | 4,501,560.77 | **4,608,733.24** | 107,172.47 | 25,182.75 | **127,170** | 2.76 |



FSC Mixed Sources

# YOUR TRUST MANAGEMENT ACCOUNT TRANSACTIONS

December 01, 2009 - December 31, 2009

**DIVIDENDS/INTEREST INCOME TRANSACTIONS**

| Date | Transaction Type | Quantity | Description | Income Cash | Principal Cash | Income Year To Date |
|---|---|---|---|---|---|---|
| 12/01 | Interest Credit | | PEPSICO INC<br>SENIOR NOTES<br>05.000% JUN 01 2018<br>INTEREST CREDIT<br>PAY DATE 12/01/2009 | 2,100.00 | | |
| 12/10 | Interest Credit | | CITIGROUP FUNDING INC<br>FDIC TLGP GUARANTEED<br>02.250% DEC 10 2012<br>INTEREST CREDIT<br>PAY DATE 12/10/2009 | 728.50 | | |
| 12/11 | Interest Credit | | FEDERAL NATL MTG ASSOC<br>NOTES<br>02.875% DEC 11 2013<br>INTEREST CREDIT<br>PAY DATE 12/11/2009 | 1,725 00 | | |
| 12/14 | Interest Credit | | FEDERAL NATL MTG ASSOC<br>NOTES<br>05.375% JUN 12 2017<br>INTEREST CREDIT<br>PAY DATE 12/12/2009 | 2,795 00 | | |
| | *Subtotal (Taxable Interest)* | | | *7,348.50* | | *104,198.25* |
| 12/01 | Dividend | | CONOCOPHILLIPS<br>DIVIDEND<br>HOLDING 516.0000<br>PAY DATE 12/01/2009 | 258 00 | | |
| 12/01 | Dividend | | CONAGRA FOODS INC<br>DIVIDEND<br>HOLDING 1255.0000<br>PAY DATE 12/01/2009 | 251.00 | | |

# YOUR TRUST MANAGEMENT ACCOUNT TRANSACTIONS

December 01, 2009 - December 31, 2009

**DIVIDENDS/INTEREST INCOME TRANSACTIONS** (continued)

| Date | Transaction Type | Quantity | Description | Income Cash | Principal Cash | Income Year To Date |
|---|---|---|---|---|---|---|
| 12/01 | Dividend | | KROGER CO<br>DIVIDEND<br>HOLDING 1017.0000<br>PAY DATE 12/01/2009 | 96.62 | | |
| 12/01 | Dividend | | PFIZER INC<br>DIVIDEND<br>HOLDING 3450.0000<br>PAY DATE 12/01/2009 | 552.00 | | |
| 12/08 | Dividend | | JOHNSON AND JOHNSON COM<br>DIVIDEND<br>HOLDING 1236.0000<br>PAY DATE 12/08/2009 | 605.64 | | |
| 12/09 | Dividend | | VALERO ENERGY CORP NEW<br>DIVIDEND<br>HOLDING 956.0000<br>PAY DATE 12/09/2009 | 143.40 | | |
| 12/10 | Dividend | | ARCHER DANIELS MIDLD<br>DIVIDEND<br>HOLDING 1610.0000<br>PAY DATE 12/10/2009 | 225.40 | | |
| 12/10 | Dividend | | CHEVRON CORP<br>DIVIDEND<br>HOLDING 1053.0000<br>PAY DATE 12/10/2009 | 716.04 | | |
| 12/10 | Dividend | | COCA COLA ENTERPRISES<br>DIVIDEND<br>HOLDING 1250.0000<br>PAY DATE 12/10/2009 | 100.00 | | |
| 12/10 | Dividend | | EXXON MOBIL CORP COM<br>DIVIDEND | 249.06 | | |

# YOUR TRUST MANAGEMENT ACCOUNT TRANSACTIONS

December 01, 2009 - December 31, 2009

**DIVIDENDS/INTEREST INCOME TRANSACTIONS** (continued)

| Date | Transaction Type | Quantity | Description | Income Cash | Principal Cash | Income Year To Date |
|---|---|---|---|---|---|---|
| | | | HOLDING 593.0000<br>PAY DATE 12/10/2009 | | | |
| 12/10 | Dividend | | HONEYWELL INTL INC DEL<br>DIVIDEND<br>HOLDING 604.0000<br>PAY DATE 12/10/2009 | 182.71 | | |
| 12/10 | Dividend | | INTL BUSINESS MACHINES<br>CORP IBM<br>DIVIDEND<br>HOLDING 658 0000<br>PAY DATE 12/10/2009 | 361.90 | | |
| 12/10 | Dividend | | MARATHON OIL CORP<br>DIVIDEND<br>HOLDING 705.0000<br>PAY DATE 12/10/2009 | 169.20 | | |
| 12/10 | Dividend | | MICROSOFT CORP<br>DIVIDEND<br>HOLDING 2026.0000<br>PAY DATE 12/10/2009 | 263.38 | | |
| 12/10 | Dividend | | SUNOCO INC PV$1 PA<br>DIVIDEND<br>HOLDING 415.0000<br>PAY DATE 12/10/2009 | 124.50 | | |
| 12/11 | Dividend | | QWEST COMM INTL INC COM<br>DIVIDEND<br>HOLDING 10759.0000<br>PAY DATE 12/11/2009 | 860.72 | | |
| 12/14 | Dividend | | NORTHROP GRUMMAN CORP<br>DIVIDEND<br>HOLDING 910 0000<br>PAY DATE 12/12/2009 | 391.30 | | |

# YOUR TRUST MANAGEMENT ACCOUNT TRANSACTIONS

December 01, 2009 - December 31, 2009

**DIVIDENDS/INTEREST INCOME TRANSACTIONS** (continued)

| Date | Transaction Type | Quantity | Description | Income Cash | Principal Cash | Income Year To Date |
|---|---|---|---|---|---|---|
| 12/15 | Dividend | | CSX CORP<br>DIVIDEND<br>HOLDING 596.0000<br>PAY DATE 12/15/2009 | 131.12 | | |
| 12/15 | Dividend | | DOVER CORP<br>DIVIDEND<br>HOLDING 800.0000<br>PAY DATE 12/15/2009 | 208.00 | | |
| 12/15 | Rpt Fgn Div | | GARMIN LTD (KAYMAN IS)<br>RPT FGN DIV<br>HOLDING 980.0000<br>PAY DATE 12/15/2009 | 735.00 | | |
| 12/15 | Dividend | | INTL PAPER CO<br>DIVIDEND<br>HOLDING 1076.0000<br>PAY DATE 12/15/2009 | 26.90 | | |
| 12/15 | Dividend | | L-3 COMMNCTNS HLDGS<br>DIVIDEND<br>HOLDING 534.0000<br>PAY DATE 12/15/2009 | 186.90 | | |
| 12/18 | Dividend | | ENSCO INTL INC COM<br>DIVIDEND<br>HOLDING 460.0000<br>PAY DATE 12/18/2009 | 11.50 | | |
| 12/23 | Dividend | | ANADARKO PETE CORP<br>DIVIDEND<br>HOLDING 475.0000<br>PAY DATE 12/23/2009 | 42.75 | | |
| 12/30 | Dividend | | GOLDMAN SACHS GROUP INC<br>DIVIDEND | 124.25 | | |

# YOUR TRUST MANAGEMENT ACCOUNT TRANSACTIONS

December 01, 2009 - December 31, 2009

**DIVIDENDS/INTEREST INCOME TRANSACTIONS** (continued)

| Date | Transaction Type | Quantity | Description | Income Cash | Principal Cash | Income Year To Date |
|---|---|---|---|---|---|---|
| | | | HOLDING 355.0000 | | | |
| | | | PAY DATE 12/30/2009 | | | |
| 12/31 | Dividend | | LOCKHEED MARTIN CORP | 231.84 | | |
| | | | DIVIDEND | | | |
| | | | HOLDING 368.0000 | | | |
| | | | PAY DATE 12/31/2009 | | | |
| 12/31 | Dividend | | ROSS STORES INC COM | 114.29 | | |
| | | | DIVIDEND | | | |
| | | | HOLDING 1039.0000 | | | |
| | | | PAY DATE 12/31/2009 | | | |
| 12/31 | Dividend | | TRAVELERS COS INC | 310.20 | | |
| | | | DIVIDEND | | | |
| | | | HOLDING 940.0000 | | | |
| | | | PAY DATE 12/31/2009 | | | |
| 12/31 | Share Dividend | 36 | CMA MONEY FUND | | | |
| | | | DIVIDEND | | | |
| | | | PAY DATE 12/31/2009 | | | |
| 12/31 | Cash Dividend | | CMA MONEY FUND | .24 | | |
| | | | DIVIDEND | | | |
| | | | PAY DATE 12/31/2009 | | | |
| | | | FROM 11-30 THRU 12-31 | | | |
| | Income Total | | CMA MONEY FUND | 36.00 | | |
| | *Subtotal (Taxable Dividends)* | | | *7,709.86* | | *48,195.57* |
| | *Subtotal (Tax-Exempt Dividends)* | | | | | *(220.82)* |
| | **NET TOTAL** | | | **15,058.36** | | **152,173.00** |

# YOUR TRUST MANAGEMENT ACCOUNT TRANSACTIONS

December 01, 2009 - December 31, 2009

**SECURITY TRANSACTIONS**

| Date | Description | Transaction Type | Quantity | Unit Price | Income Cash | Principal Cash | Accrued Interest Earned/(Paid) |
|---|---|---|---|---|---|---|---|
| 12/01 | NABORS INDUSTRIES LTD<br>SUBSCRIPTION COST BASIS REFLECTS TRADE<br>ALLOCATION OF TRUSTEE FEE TO TRADE OF $9.78<br>CUS NO G6359F103 | Purchase | 163 | 21.0690 | | (3,434.25) | |
| 12/17 | TJX COS INC NEW<br>SUBSCRIPTION COST BASIS REFLECTS TRADE<br>ALLOCATION OF TRUSTEE FEE TO TRADE OF $27.36<br>CUS NO 872540109 | Purchase | 456 | 37.9120 | | (17,287.87) | |
| 12/18 | TJX COS INC NEW<br>SUBSCRIPTION COST BASIS REFLECTS TRADE<br>ALLOCATION OF TRUSTEE FEE TO TRADE OF $11.46<br>CUS NO 872540109 | Purchase | 191 | 38.0779 | | (7,272.88) | |
| 12/24 | TJX COS INC NEW<br>SUBSCRIPTION COST BASIS REFLECTS TRADE<br>ALLOCATION OF TRUSTEE FEE TO TRADE OF $18.36<br>CUS NO 872540109 | Purchase | 306 | 37.1659 | | (11,372.77) | |
| | *Subtotal (Purchases)* | | | | | *(39,367.77)* | |
| 12/10 | AETNA INC NEW<br>REDEEMED COST BASIS REFLECTS TRADE<br>ALLOCATION OF TRUSTEE FEE TO TRADE OF $7 20<br>CUS NO 00817Y108 | Sale | -120 | 30.1405 | | 3,616.77 | |
| 12/10 | AES CORP<br>REDEEMED COST BASIS REFLECTS TRADE<br>ALLOCATION OF TRUSTEE FEE TO TRADE OF $11 40<br>CUS NO 00130H105 | Sale | -190 | 13.3027 | | 2,527.45 | |
| 12/10 | AT& T INC<br>REDEEMED COST BASIS REFLECTS TRADE<br>ALLOCATION OF TRUSTEE FEE TO TRADE OF $7.80<br>CUS NO 00206R102 | Sale | -130 | 27.9625 | | 3,635.04 | |

# YOUR TRUST MANAGEMENT ACCOUNT TRANSACTIONS

December 01, 2009 - December 31, 2009

**SECURITY TRANSACTIONS** (continued)

| Date | Description | Transaction Type | Quantity | Unit Price | Income Cash | Principal Cash | Accrued Interest Earned/(Paid) |
|---|---|---|---|---|---|---|---|
| 12/10 | AMGEN INC COM PV $0.0001<br>REDEEMED COST BASIS REFLECTS TRADE<br>ALLOCATION OF TRUSTEE FEE TO TRADE OF $4.20<br>CUS NO 031162100 | Sale | -70 | 56.3400 | | 3,943.70 | |
| 12/10 | ANADARKO PETE CORP<br>REDEEMED COST BASIS REFLECTS TRADE<br>ALLOCATION OF TRUSTEE FEE TO TRADE OF $3<br>CUS NO 032511107 | Sale | -50 | 59 1800 | | 2,958.92 | |
| 12/10 | ARCHER DANIELS MIDLD<br>REDEEMED COST BASIS REFLECTS TRADE<br>ALLOCATION OF TRUSTEE FEE TO TRADE OF $12.60<br>CUS NO 039483102 | Sale | -210 | 31.2927 | | 6,571 30 | |
| 12/10 | BMC SOFTWARE INC<br>REDEEMED COST BASIS REFLECTS TRADE<br>ALLOCATION OF TRUSTEE FEE TO TRADE OF $3.60<br>CUS NO 055921100 | Sale | -60 | 38.5200 | | 2,311.14 | |
| 12/10 | CSX CORP<br>REDEEMED COST BASIS REFLECTS TRADE<br>ALLOCATION OF TRUSTEE FEE TO TRADE OF $1.80<br>CUS NO 126408103 | Sale | -30 | 49.4200 | | 1,482.56 | |
| 12/10 | CHECK POINT SOFTWRE TECH<br>REDEEMED COST BASIS REFLECTS TRADE<br>ALLOCATION OF TRUSTEE FEE TO TRADE OF $4.20<br>CUS NO M22465104 | Sale | -70 | 33.3500 | | 2,334.44 | |
| 12/10 | CHEVRON CORP<br>REDEEMED COST BASIS REFLECTS TRADE<br>ALLOCATION OF TRUSTEE FEE TO TRADE OF $8.40<br>CUS NO 166764100 | Sale | -140 | 78.5605 | | 10,998.19 | |

# YOUR TRUST MANAGEMENT ACCOUNT TRANSACTIONS

December 01, 2009 - December 31, 2009

**SECURITY TRANSACTIONS** (continued)

| Date | Description | Transaction Type | Quantity | Unit Price | Income Cash | Principal Cash | Accrued Interest Earned/(Paid) |
|---|---|---|---|---|---|---|---|
| 12/10 | CA INC<br>REDEEMED COST BASIS REFLECTS TRADE<br>ALLOCATION OF TRUSTEE FEE TO TRADE OF $10.20<br>CUS NO 12673P105 | Sale | -170 | 22.4301 | | 3,813.02 | |
| 12/10 | CHUBB CORP<br>REDEEMED COST BASIS REFLECTS TRADE<br>ALLOCATION OF TRUSTEE FEE TO TRADE OF $6.60<br>CUS NO 171232101 | Sale | -110 | 49.0205 | | 5,392.12 | |
| 12/10 | COCA COLA ENTERPRISES<br>REDEEMED COST BASIS REFLECTS TRADE<br>ALLOCATION OF TRUSTEE FEE TO TRADE OF $8.40<br>CUS NO 191219104 | Sale | -140 | 19.9000 | | 2,785.93 | |
| 12/10 | COMPUTER SCIENCE CRP<br>REDEEMED COST BASIS REFLECTS TRADE<br>ALLOCATION OF TRUSTEE FEE TO TRADE OF $7.80<br>CUS NO 205363104 | Sale | -130 | 55.5310 | | 7,218.84 | |
| 12/10 | CONAGRA FOODS INC<br>REDEEMED COST BASIS REFLECTS TRADE<br>ALLOCATION OF TRUSTEE FEE TO TRADE OF $9<br>CUS NO 205887102 | Sale | -150 | 22.5927 | | 3,388.82 | |
| 12/10 | DARDEN RESTAURANTS INC<br>REDEEMED COST BASIS REFLECTS TRADE<br>ALLOCATION OF TRUSTEE FEE TO TRADE OF $6<br>CUS NO 237194105 | Sale | -100 | 32.1800 | | 3,217.92 | |
| 12/10 | DISCOVER FINL SVCS<br>REDEEMED COST BASIS REFLECTS TRADE<br>ALLOCATION OF TRUSTEE FEE TO TRADE OF $13.20<br>CUS NO 254709108 | Sale | -220 | 15.6723 | | 3,447.82 | |

# YOUR TRUST MANAGEMENT ACCOUNT TRANSACTIONS

December 01, 2009 - December 31, 2009

**SECURITY TRANSACTIONS** (continued)

| Date | Description | Transaction Type | Quantity | Unit Price | Income Cash | Principal Cash | Accrued Interest Earned/(Paid) |
|---|---|---|---|---|---|---|---|
| 12/10 | DOVER CORP<br>REDEEMED COST BASIS REFLECTS TRADE<br>ALLOCATION OF TRUSTEE FEE TO TRADE OF $6.60<br>CUS NO 260003108 | Sale | -110 | 42.2427 | | 4,646.58 | |
| 12/10 | EXXON MOBIL CORP COM<br>REDEEMED COST BASIS REFLECTS TRADE<br>ALLOCATION OF TRUSTEE FEE TO TRADE OF $1.20<br>CUS NO 30231G102 | Sale | -20 | 73.9700 | | 1,479.36 | |
| 12/10 | FAMILY DOLLAR STORES<br>REDEEMED COST BASIS REFLECTS TRADE<br>ALLOCATION OF TRUSTEE FEE TO TRADE OF $7.20<br>CUS NO 307000109 | Sale | -120 | 28 6221 | | 3,434.56 | |
| 12/10 | FLOWSERVE CORP<br>REDEEMED COST BASIS REFLECTS TRADE<br>ALLOCATION OF TRUSTEE FEE TO TRADE OF $1.20<br>CUS NO 34354P105 | Sale | -20 | 98.5800 | | 1,971.55 | |
| 12/10 | FOREST LABS INC<br>REDEEMED COST BASIS REFLECTS TRADE<br>ALLOCATION OF TRUSTEE FEE TO TRADE OF $10 80<br>CUS NO 345838106 | Sale | -180 | 31.2927 | | 5,632.55 | |
| 12/10 | GAP INC DELAWARE<br>REDEEMED COST BASIS REFLECTS TRADE<br>ALLOCATION OF TRUSTEE FEE TO TRADE OF $5 40<br>CUS NO 364760108 | Sale | -90 | 21.7200 | | 1,954.75 | |
| 12/10 | GOLDMAN SACHS GROUP INC<br>REDEEMED COST BASIS REFLECTS TRADE<br>ALLOCATION OF TRUSTEE FEE TO TRADE OF $1.20<br>CUS NO 38141G104 | Sale | -20 | 165.9600 | | 3,319.11 | |

# YOUR TRUST MANAGEMENT ACCOUNT TRANSACTIONS

December 01, 2009 - December 31, 2009

**SECURITY TRANSACTIONS** (continued)

| Date | Description | Transaction Type | Quantity | Unit Price | Income Cash | Principal Cash | Accrued Interest Earned/(Paid) |
|---|---|---|---|---|---|---|---|
| 12/10 | GARMIN LTD (KAYMAN IS)<br>REDEEMED COST BASIS REFLECTS TRADE<br>ALLOCATION OF TRUSTEE FEE TO TRADE OF $3<br>CUS NO G37260109 | Sale | -50 | 30.3600 | | 1,517.96 | |
| 12/10 | HEWLETT PACKARD CO DEL<br>REDEEMED COST BASIS REFLECTS TRADE<br>ALLOCATION OF TRUSTEE FEE TO TRADE OF $2.40<br>CUS NO 428236103 | Sale | -40 | 49.5300 | | 1,981.15 | |
| 12/10 | INTL BUSINESS MACHINES<br>CORP IBM REDEEMED<br>COST BASIS REFLECTS TRADE ALLOCATION OF TRUSTEE FEE TO<br>TRADE OF $4.20 CUS NO 459200101 | Sale | -70 | 127.2400 | | 8,906.57 | |
| 12/10 | INTL PAPER CO<br>REDEEMED COST BASIS REFLECTS TRADE<br>ALLOCATION OF TRUSTEE FEE TO TRADE OF $5.40<br>CUS NO 460146103 | Sale | -90 | 25.8200 | | 2,323.74 | |
| 12/10 | JOHNSON AND JOHNSON COM<br>REDEEMED COST BASIS REFLECTS TRADE<br>ALLOCATION OF TRUSTEE FEE TO TRADE OF $8.40<br>CUS NO 478160104 | Sale | -140 | 64.4127 | | 9,017.55 | |
| 12/10 | KROGER CO<br>REDEEMED COST BASIS REFLECTS TRADE<br>ALLOCATION OF TRUSTEE FEE TO TRADE OF $9<br>CUS NO 501044101 | Sale | -150 | 22.8627 | | 3,429.32 | |
| 12/10 | LOCKHEED MARTIN CORP<br>REDEEMED COST BASIS REFLECTS TRADE<br>ALLOCATION OF TRUSTEE FEE TO TRADE OF $2.40<br>CUS NO 539830109 | Sale | -40 | 78.5702 | | 3,142.73 | |

# YOUR TRUST MANAGEMENT ACCOUNT TRANSACTIONS

December 01, 2009 - December 31, 2009

**SECURITY TRANSACTIONS** (continued)

| Date | Description | Transaction Type | Quantity | Unit Price | Income Cash | Principal Cash | Accrued Interest Earned/(Paid) |
|---|---|---|---|---|---|---|---|
| 12/10 | L-3 COMMNCTNS HLDGS<br>REDEEMED COST BASIS REFLECTS TRADE<br>ALLOCATION OF TRUSTEE FEE TO TRADE OF $4.20<br>CUS NO 502424104 | Sale | -70 | 81.5000 | | 5,704.85 | |
| 12/10 | MCKESSON CORPORATION COM<br>REDEEMED COST BASIS REFLECTS TRADE<br>ALLOCATION OF TRUSTEE FEE TO TRADE OF $7.20<br>CUS NO 58155Q103 | Sale | -120 | 61.2605 | | 7,351.07 | |
| 12/10 | MARATHON OIL CORP<br>REDEEMED COST BASIS REFLECTS TRADE<br>ALLOCATION OF TRUSTEE FEE TO TRADE OF $3 60<br>CUS NO 565849106 | Sale | -60 | 31.9100 | | 1,914.55 | |
| 12/10 | MEDCO HEALTH SOLUTIONS I<br>REDEEMED COST BASIS REFLECTS TRADE<br>ALLOCATION OF TRUSTEE FEE TO TRADE OF $4.20<br>CUS NO 58405U102 | Sale | -70 | 64 1600 | | 4,491.08 | |
| 12/10 | MICROSOFT CORP<br>REDEEMED COST BASIS REFLECTS TRADE<br>ALLOCATION OF TRUSTEE FEE TO TRADE OF $4.80<br>CUS NO 594918104 | Sale | -80 | 29.8700 | | 2,389.54 | |
| 12/10 | NABORS INDUSTRIES LTD<br>REDEEMED COST BASIS REFLECTS TRADE<br>ALLOCATION OF TRUSTEE FEE TO TRADE OF $9<br>CUS NO G6359F103 | Sale | -150 | 20.6705 | | 3,100.50 | |
| 12/10 | NRG ENERGY INC<br>REDEEMED COST BASIS REFLECTS TRADE<br>ALLOCATION OF TRUSTEE FEE TO TRADE OF $8.40<br>CUS NO 629377508 | Sale | -140 | 24.8800 | | 3,483.11 | |

# YOUR TRUST MANAGEMENT ACCOUNT TRANSACTIONS



**SECURITY TRANSACTIONS** (continued)

| Date | Description | Transaction Type | Quantity | Unit Price | Income Cash | Principal Cash | Accrued Interest Earned/(Paid) |
|---|---|---|---|---|---|---|---|
| 12/10 | NORTHROP GRUMMAN CORP<br>REDEEMED COST BASIS REFLECTS TRADE<br>ALLOCATION OF TRUSTEE FEE TO TRADE OF $5.40<br>CUS NO 666807102 | Sale | -90 | 55.9700 | | 5,037.17 | |
| 12/10 | OCCIDENTAL PETE CORP CAL<br>REDEEMED COST BASIS REFLECTS TRADE<br>ALLOCATION OF TRUSTEE FEE TO TRADE OF $4.20<br>CUS NO 674599105 | Sale | -70 | 78.4600 | | 5,492.06 | |
| 12/10 | PRIDE INTL INC DEL<br>REDEEMED COST BASIS REFLECTS TRADE<br>ALLOCATION OF TRUSTEE FEE TO TRADE OF $4.80<br>CUS NO 74153Q102 | Sale | -80 | 32.2200 | | 2,577.53 | |
| 12/10 | PFIZER INC<br>REDEEMED COST BASIS REFLECTS TRADE<br>ALLOCATION OF TRUSTEE FEE TO TRADE OF $18<br>CUS NO 717081103 | Sale | -300 | 18.3301 | | 5,498.89 | |
| 12/10 | QWEST COMM INTL INC COM<br>REDEEMED COST BASIS REFLECTS TRADE<br>ALLOCATION OF TRUSTEE FEE TO TRADE OF $109.20<br>CUS NO 749121109 | Sale | -1,820 | 4.0301 | | 7,334.59 | |
| 12/10 | RAYTHEON CO DELAWARE NEW<br>REDEEMED COST BASIS REFLECTS TRADE<br>ALLOCATION OF TRUSTEE FEE TO TRADE OF $5 40<br>CUS NO 755111507 | Sale | -90 | 52.5300 | | 4,727.58 | |
| 12/10 | ROSS STORES INC COM<br>REDEEMED COST BASIS REFLECTS TRADE<br>ALLOCATION OF TRUSTEE FEE TO TRADE OF $7.80<br>CUS NO 778296103 | Sale | -130 | 44.0001 | | 5,719.86 | |

# YOUR TRUST MANAGEMENT ACCOUNT TRANSACTIONS

December 01, 2009 - December 31, 2009

**SECURITY TRANSACTIONS** (continued)

| Date | Description | Transaction Type | Quantity | Unit Price | Income Cash | Principal Cash | Accrued Interest Earned/(Paid) |
|---|---|---|---|---|---|---|---|
| 12/10 | SAFEWAY INC NEW<br>REDEEMED COST BASIS REFLECTS TRADE<br>ALLOCATION OF TRUSTEE FEE TO TRADE OF $7.80<br>CUS NO 786514208 | Sale | -130 | 22.5005 | | 2,924.99 | |
| 12/10 | SYSCO CORPORATION<br>REDEEMED COST BASIS REFLECTS TRADE<br>ALLOCATION OF TRUSTEE FEE TO TRADE OF $3 60<br>CUS NO 871829107 | Sale | -60 | 28.3600 | | 1,701.56 | |
| 12/10 | TEXAS INSTRUMENTS<br>REDEEMED COST BASIS REFLECTS TRADE<br>ALLOCATION OF TRUSTEE FEE TO TRADE OF $4 80<br>CUS NO 882508104 | Sale | -80 | 26 6600 | | 2,132.75 | |
| 12/10 | TRAVELERS COS INC<br>REDEEMED COST BASIS REFLECTS TRADE<br>ALLOCATION OF TRUSTEE FEE TO TRADE OF $2.40<br>CUS NO 89417E109 | Sale | -40 | 50.9100 | | 2,036.35 | |
| 12/10 | UNUM GROUP<br>REDEEMED COST BASIS REFLECTS TRADE<br>ALLOCATION OF TRUSTEE FEE TO TRADE OF $9 60<br>CUS NO 91529Y106 | Sale | -160 | 19.0327 | | 3,045.15 | |
| 12/10 | VERIZON COMMUNICATNS COM<br>REDEEMED COST BASIS REFLECTS TRADE<br>ALLOCATION OF TRUSTEE FEE TO TRADE OF $5.40<br>CUS NO 92343V104 | Sale | -90 | 33.1900 | | 2,987.02 | |
| 12/10 | ACE LIMITED<br>REDEEMED CUS NO H0023R105 | Sale | -60 | 49.4000 | | 2,963.92 | |
| 12/10 | WAL-MART STORES INC<br>REDEEMED COST BASIS REFLECTS TRADE<br>ALLOCATION OF TRUSTEE FEE TO TRADE OF $3 60<br>CUS NO 931142103 | Sale | -60 | 54 7400 | | 3,284.32 | |

+

# YOUR TRUST MANAGEMENT ACCOUNT TRANSACTIONS



**SECURITY TRANSACTIONS** (continued)

| Date | Description | Transaction Type | Quantity | Unit Price | Income Cash | Principal Cash | Accrued Interest Earned/(Paid) |
|---|---|---|---|---|---|---|---|
| 12/10 | WSTN DIGITAL CORP DEL<br>REDEEMED COST BASIS REFLECTS TRADE<br>ALLOCATION OF TRUSTEE FEE TO TRADE OF $8.40<br>CUS NO 958102105 | Sale | -140 | 39.3215 | | 5,504.87 | |
| 12/10 | XILINX INC<br>REDEEMED COST BASIS REFLECTS TRADE<br>ALLOCATION OF TRUSTEE FEE TO TRADE OF $12<br>CUS NO 983919101 | Sale | -200 | 23.4004 | | 4,679.96 | |
| 12/10 | WELLPOINT INC<br>REDEEMED COST BASIS REFLECTS TRADE<br>ALLOCATION OF TRUSTEE FEE TO TRADE OF $9<br>CUS NO 94973V107 | Sale | -150 | 55.2615 | | 8,289.02 | |
| 12/17 | ANADARKO PETE CORP<br>REDEEMED COST BASIS REFLECTS TRADE<br>ALLOCATION OF TRUSTEE FEE TO TRADE OF $18<br>CUS NO 032511107 | Sale | -300 | 60.2100 | | 18,062.54 | |
| 12/18 | ANADARKO PETE CORP<br>REDEEMED COST BASIS REFLECTS TRADE<br>ALLOCATION OF TRUSTEE FEE TO TRADE OF $7.50<br>CUS NO 032511107 | Sale | -125 | 60.7534 | | 7,593.98 | |
| 12/24 | WSTN DIGITAL CORP DEL<br>REDEEMED COST BASIS REFLECTS TRADE<br>ALLOCATION OF TRUSTEE FEE TO TRADE OF $15.66<br>CUS NO 958102105 | Sale | -261 | 43.2876 | | 11,297.77 | |
| | *Subtotal (Sales)* | | | | | *263,728.04* | |
| 12/23 | ENSCO INTL INC COM<br>EXCHANGE PAY DATE 12/23/2009 | Exchange | -460 | | | | |

**SECURITY TRANSACTIONS** (continued)

| Date | Description | Transaction Type | Quantity | Unit Price | Income Cash | Principal Cash | Accrued Interest Earned/(Paid) |
|---|---|---|---|---|---|---|---|
| 12/23 | ENSCO INTL LTD SPNSR ADR EXCHANGE PAY DATE 12/23/2009 | Exchange | 460 | | | | |
| | *Subtotal (Other Security Transactions)* | | | | | | |
| | **TOTAL** | | | | | **224,360.27** | |

**REALIZED GAINS/(LOSSES)**

| Description | Quantity | Acquired Date | Liquidation Date | Sales Price | Cost Basis | Gains/(Losses) * This Statement | Gains/(Losses) * Year to Date |
|---|---|---|---|---|---|---|---|
| AETNA INC NEW | 77 0000 | 11/30/04 | 12/07/09 | 2,320 76 | 2,283.11 | 37.65 | |
| AETNA INC NEW | 43 0000 | 12/21/06 | 12/07/09 | 1,296.01 | 1,882.10 | (586.09) | |
| AT& T INC | 130.0000 | 11/19/08 | 12/07/09 | 3,635.04 | 3,389.25 | 245 79 | |
| AMGEN INC COM PV $0.0001 | 70.0000 | 11/04/08 | 12/07/09 | 3,943.70 | 4,220 81 | (277.11) | |
| BMC SOFTWARE INC | 49.0000 | 05/02/08 | 12/07/09 | 1,887.43 | 1,769.80 | 117.63 | |
| BMC SOFTWARE INC | 11.0000 | 09/11/08 | 12/07/09 | 423.71 | 345.72 | 77.99 | |
| CSX CORP | 30.0000 | 08/01/05 | 12/07/09 | 1,482.56 | 688 08 | 794.48 | |
| CHEVRON CORP | 10.0000 | 10/10/01 | 12/07/09 | 785.58 | 5 61 | 779.97 | |
| CHEVRON CORP | 130.0000 | 02/11/03 | 12/07/09 | 10,212.61 | 4,239.29 | 5,973.32 | |
| CA INC | 170.0000 | 09/20/07 | 12/07/09 | 3,813.02 | 4,400.04 | (587.02) | |
| CHUBB CORP | 110.0000 | 02/28/08 | 12/07/09 | 5,392.12 | 5,855.43 | (463.31) | |
| DOVER CORP | 110.0000 | 05/15/08 | 12/07/09 | 4,646.58 | 5,909.13 | (1,262.55) | |
| ENSCO INTL INC COM | 395.0000 | 10/19/09 | 12/23/09 | 16,659.13 | 16,659.13 | .00 | |
| ENSCO INTL INC COM | 65 0000 | 10/20/09 | 12/23/09 | 2,741.38 | 2,741 38 | .00 | |
| EXXON MOBIL CORP COM | 20.0000 | 02/27/08 | 12/07/09 | 1,479.36 | 1,800.84 | (321 48) | |
| FOREST LABS INC | 105.0000 | 11/20/06 | 12/07/09 | 3,285 65 | 5,170.56 | (1,884.91) | |
| FOREST LABS INC | 75.0000 | 12/21/06 | 12/07/09 | 2,346.90 | 3,845.24 | (1,498.34) | |
| GAP INC DELAWARE | 90.0000 | 04/17/08 | 12/07/09 | 1,954.75 | 1,717.77 | 236.98 | |
| HEWLETT PACKARD CO DEL | 40 0000 | 04/06/05 | 12/07/09 | 1,981.15 | 876.57 | 1,104.58 | |
| INTL BUSINESS MACHINES | 70.0000 | 01/30/07 | 12/07/09 | 8,906.57 | 6,908.30 | 1,998.27 | |
| INTL PAPER CO | 90.0000 | 09/10/07 | 12/07/09 | 2,323.74 | 3,117 59 | (793.85) | |

# YOUR TRUST MANAGEMENT ACCOUNT TRANSACTIONS

December 01, 2009 - December 31, 2009

**REALIZED GAINS/(LOSSES)** (continued)

| Description | Quantity | Acquired Date | Liquidation Date | Sales Price | Cost Basis | Gains/(Losses) * This Statement | Gains/(Losses) * Year to Date |
|---|---|---|---|---|---|---|---|
| JOHNSON AND JOHNSON COM | 140.0000 | 01/17/03 | 12/07/09 | 9,017.55 | 7,707.00 | 1,310.55 | |
| KROGER CO | 150.0000 | 12/14/06 | 12/07/09 | 3,429.32 | 3,637.75 | (208.43) | |
| LOCKHEED MARTIN CORP | 40.0000 | 12/21/06 | 12/07/09 | 3,142.73 | 3,684.00 | (541.27) | |
| L-3 COMMNCTNS HLDGS | 70.0000 | 08/23/07 | 12/07/09 | 5,704.85 | 6,839.79 | (1,134.94) | |
| MCKESSON CORPORATION COM | 62.0000 | 12/15/05 | 12/07/09 | 3,798.05 | 3,246.13 | 551.92 | |
| MCKESSON CORPORATION COM | 58.0000 | 01/04/06 | 12/07/09 | 3,553.02 | 3,110.95 | 442.07 | |
| MEDCO HEALTH SOLUTIONS I | 70.0000 | 04/02/07 | 12/07/09 | 4,491.08 | 2,582.28 | 1,908.80 | |
| MICROSOFT CORP | 80.0000 | 01/22/03 | 12/07/09 | 2,389.54 | 2,080.40 | 309.14 | |
| NRG ENERGY INC | 140.0000 | 12/28/07 | 12/07/09 | 3,483.11 | 6,074.54 | (2,591.43) | |
| OCCIDENTAL PETE CORP CAL | 70.0000 | 10/17/05 | 12/07/09 | 5,492.06 | 2,641.80 | 2,850.26 | |
| PFIZER INC | 300.0000 | 01/06/03 | 12/07/09 | 5,498.89 | 9,573.00 | (4,074.11) | |
| QWEST COMM INTL INC COM | 1820.0000 | 01/20/06 | 12/07/09 | 7,334.59 | 10,916.55 | (3,581.96) | |
| RAYTHEON CO DELAWARE NEW | 90.0000 | 05/05/06 | 12/07/09 | 4,727.58 | 4,199.62 | 527.96 | |
| ROSS STORES INC COM | 130.0000 | 10/21/08 | 12/07/09 | 5,719.86 | 3,916.76 | 1,803.10 | |
| SAFEWAY INC NEW | 130.0000 | 01/12/06 | 12/07/09 | 2,924.99 | 3,174.26 | (249.27) | |
| SYSCO CORPORATION | 60.0000 | 10/28/08 | 12/07/09 | 1,701.56 | 1,490.47 | 211.09 | |
| TRAVELERS COS INC | 40.0000 | 09/26/05 | 12/07/09 | 2,036.35 | 1,757.34 | 279.01 | |
| UNUM GROUP | 160.0000 | 10/14/08 | 12/07/09 | 3,045.15 | 3,182.30 | (137.15) | |
| WAL-MART STORES INC | 60.0000 | 07/29/08 | 12/07/09 | 3,284.32 | 3,397.67 | (113.35) | |
| WSTN DIGITAL CORP DEL | 140.0000 | 02/29/08 | 12/07/09 | 5,504.87 | 4,461.78 | 1,043.09 | |
| WSTN DIGITAL CORP DEL | 261.0000 | 02/29/08 | 12/21/09 | 11,297.77 | 8,318.04 | 2,979.73 | |
| XILINX INC | 200.0000 | 08/13/08 | 12/07/09 | 4,679.96 | 5,470.92 | (790.96) | |
| WELLPOINT INC | 150.0000 | 10/27/03 | 12/07/09 | 8,289.02 | 5,306.78 | 2,982.24 | |
| *Subtotal (Long-Term)* | | | | | | *7,468.09* | *(53,786.20)* |
| AES CORP | 190.0000 | 09/21/09 | 12/07/09 | 2,527.45 | 2,755.77 | (228.32) | |
| ANADARKO PETE CORP | 50.0000 | 07/20/09 | 12/07/09 | 2,958.92 | 2,361.27 | 597.65 | |
| ANADARKO PETE CORP | 300.0000 | 07/20/09 | 12/14/09 | 18,062.54 | 14,167.65 | 3,894.89 | |
| ANADARKO PETE CORP | 125.0000 | 07/20/09 | 12/15/09 | 7,593.98 | 5,903.19 | 1,690.79 | |
| ARCHER DANIELS MIDLD | 210.0000 | 02/12/09 | 12/07/09 | 6,571.30 | 5,863.87 | 707.43 | |
| CHECK POINT SOFTWRE TECH | 8.0000 | 05/18/09 | 12/07/09 | 266.79 | 183.73 | 83.06 | |

# YOUR TRUST MANAGEMENT ACCOUNT TRANSACTIONS

December 01, 2009 - December 31, 2009

**REALIZED GAINS/(LOSSES)** (continued)

| Description | Quantity | Acquired Date | Liquidation Date | Sales Price | Cost Basis | Gains/(Losses) * This Statement | Gains/(Losses) * Year to Date |
|---|---|---|---|---|---|---|---|
| CHECK POINT SOFTWRE TECH | 62 0000 | 05/19/09 | 12/07/09 | 2,067.65 | 1,465 74 | 601.91 | |
| COCA COLA ENTERPRISES | 140.0000 | 06/15/09 | 12/07/09 | 2,785.93 | 2,399.47 | 386.46 | |
| COMPUTER SCIENCE CRP | 130.0000 | 03/04/09 | 12/07/09 | 7,218.84 | 4,676 34 | 2,542.50 | |
| CONAGRA FOODS INC | 150.0000 | 06/22/09 | 12/07/09 | 3,388 82 | 2,867.07 | 521.75 | |
| DARDEN RESTAURANTS INC | 100 0000 | 04/20/09 | 12/07/09 | 3,217.92 | 3,903 63 | (685.71) | |
| DISCOVER FINL SVCS | 220.0000 | 11/09/09 | 12/07/09 | 3,447 82 | 3,387.69 | 60.13 | |
| FAMILY DOLLAR STORES | 120.0000 | 04/08/09 | 12/07/09 | 3,434.56 | 4,150.01 | (715.45) | |
| FLOWSERVE CORP | 20.0000 | 09/08/09 | 12/07/09 | 1,971.55 | 1,825.37 | 146.18 | |
| GOLDMAN SACHS GROUP INC | 20.0000 | 06/01/09 | 12/07/09 | 3,319.11 | 2,911.19 | 407.92 | |
| GARMIN LTD (KAYMAN IS) | 50.0000 | 08/31/09 | 12/07/09 | 1,517 96 | 1,629 97 | (112.01) | |
| MARATHON OIL CORP | 60.0000 | 07/06/09 | 12/07/09 | 1,914.55 | 1,697 85 | 216.70 | |
| NABORS INDUSTRIES LTD | 150.0000 | 11/23/09 | 12/07/09 | 3,100 50 | 3,111.38 | (10.88) | |
| NORTHROP GRUMMAN CORP | 90.0000 | 08/03/09 | 12/07/09 | 5,037.17 | 4,117.86 | 919.31 | |
| PRIDE INTL INC DEL | 80.0000 | 10/19/09 | 12/07/09 | 2,577.53 | 2,604.14 | (26.61) | |
| TEXAS INSTRUMENTS | 80.0000 | 10/05/09 | 12/07/09 | 2,132 75 | 1.826 33 | 306.42 | |
| VERIZON COMMUNICATNS COM | 90.0000 | 04/06/09 | 12/07/09 | 2,987.02 | 2,952.51 | 34.51 | |
| ACE LIMITED | 31.0000 | 03/31/09 | 12/07/09 | 1,531 35 | 1,224.96 | 306.39 | |
| ACE LIMITED | 29 0000 | 04/27/09 | 12/07/09 | 1,432 57 | 1,299.10 | 133.47 | |
| *Subtotal (Short-Term)* | | | | | | *11,778.49* | *(102,721.94)* |
| **TOTAL** | | | | **283,128.55** | **263,881.97** | **19,246.58** | **(156,508.14)** |

* - Excludes transactions for which we have insufficient data

The capital gains and losses shown above may not reflect all transactions which must be reported on your 2009 tax return. These reportable transactions will appear on your January statement.

HELEN SCHLAFFER FOUNDATION TR

Account Number:885-74D23

# YOUR TRUST MANAGEMENT ACCOUNT TRANSACTIONS

December 01, 2009 - December 31, 2009

**UNSETTLED TRADES**

| Trade Date | Settlement Date | Description | Symbol/ Cusip | Transaction Type | Quantity | Price | Amount |
|---|---|---|---|---|---|---|---|
| 12/29 | 01/04 | ENSCO INTL LTD SPNSR ADR | ESV | Sale | 186 | 41.0523 | 7,635.53 |
| 12/29 | 01/04 | MICROSOFT CORP | MSFT | Purchase | 195 | 31.3878 | (6,120.62) |
| 12/30 | 01/05 | ENSCO INTL LTD SPNSR ADR | ESV | Sale | 107 | 40.8205 | 4,367.68 |
| 12/30 | 01/05 | MICROSOFT CORP | MSFT | Purchase | 111 | 31.0144 | (3,442.60) |
| 12/31 | 01/06 | ENSCO INTL LTD SPNSR ADR | ESV | Sale | 108 | 40.2964 | 4,351.90 |
| 12/31 | 01/06 | MICROSOFT CORP | MSFT | Purchase | 115 | 30.7283 | (3,533.75) |
| **NET TOTAL** | | | | | | | **3,258.14** |

**CASH/OTHER TRANSACTIONS**

| Date | Transaction Type | Quantity | Description | Income Cash | Principal Cash |
|---|---|---|---|---|---|
| 12/08 | Trustee Fee | | TRUSTEE FEE-PERIOD OF 10/31/2009 TO 11/27/2009 APPLIED TO PRINCIPAL BASED ON AVG MKT VAL OF- $4,809,471 75 INCLUDES TRADE ALLOCATION OF $380.28 | | (2,217.81) |
| 12/08 | Trustee Fee | | TRUSTEE FEE-PERIOD OF 10/31/2009 TO 11/27/2009 APPLIED TO INCOME BASED ON AVG MKT VAL OF- $4,809,471.75 | (1,837.52) | |
| 12/22 | Disbursement | | P603CHECK WITHDRAWAL DISBURSEMENT RONALD MCDONALD HOUSE TIN# 13-2933654 NEW YORK, NY | | (5,000.00) |

# YOUR TRUST MANAGEMENT ACCOUNT TRANSACTIONS

December 01, 2009 - December 31, 2009

**CASH/OTHER TRANSACTIONS** (continued)

| Date | Transaction Type | Quantity | Description | Income Cash | Principal Cash |
|---|---|---|---|---|---|
| 12/22 | Disbursement | | P603CHECK WITHDRAWAL DISBURSEMENT NORTH SHORE ANIMAL LEAGUE TIN# 11-1666852 PORT WASHINGTON, NY | | (25,000.00) |
| 12/22 | Disbursement | | P603CHECK WITHDRAWAL DISBURSEMENT CARE TIN# 13-1685039 NEW YORK, NY | | (10,000.00) |
| 12/22 | Disbursement | | P603CHECK WITHDRAWAL DISBURSEMENT FOOD FOR THE HUNGRY TIN# 95-2680390 PHOENIX, AZ | | (3,000.00) |
| 12/22 | Disbursement | | P603CHECK WITHDRAWAL DISBURSEMENT CAMFED TIN# 54-2033897 SAN FRANCISCO, CA | | (20,000.00) |
| 12/22 | Disbursement | | P603CHECK WITHDRAWAL DISBURSEMENT NEW ROCHELLE HUMANE SOCIETY TIN# 13-1740009 NEW ROCHELLE, NY | | (10,000.00) |
| 12/22 | Disbursement | | P603CHECK WITHDRAWAL DISBURSEMENT WATER AID | | (5,000.00) |

# YOUR TRUST MANAGEMENT ACCOUNT TRANSACTIONS



**CASH/OTHER TRANSACTIONS** (continued)

| Date | Transaction Type | Quantity | Description | Income Cash | Principal Cash |
|---|---|---|---|---|---|
| | | | TIN#30-0181674<br>NEW YORK, NY | | |
| 12/22 | Disbursement | | P603CHECK WITHDRAWAL<br>DISBURSEMENT<br>THE DOE FUND<br>TIN# 13-3412540<br>NEW YORK, NY | | (1,114.00) |
| 12/22 | Disbursement | | P603CHECK WITHDRAWAL<br>DISBURSEMENT<br>GOD'S LOVE WE DELIVER<br>TIN# 13-3366846<br>NEW YORK, NY | | (2,000.00) |
| 12/22 | Disbursement | | P603CHECK WITHDRAWAL<br>DISBURSEMENT<br>THE SALVATION ARMY<br>TIN# 22-2406433<br>ALEXANDRIA, VA | | (25,000.00) |
| 12/22 | Disbursement | | P603CHECK WITHDRAWAL<br>DISBURSEMENT<br>MARBLE COLLEGIATE CHURCH<br>NEW YORK, NY<br>GRANT AWARD | | (10,000.00) |
| 12/22 | Disbursement | | P603CHECK WITHDRAWAL<br>DISBURSEMENT<br>CHURCH OF THE COVENANT<br>TINE13-1623945<br>NEW YORK, NY | | (25,000.00) |
| 12/28 | Disbursement | | P603CHECK WITHDRAWAL<br>DISBURSEMENT<br>WORLD WILDLIFE FUND INC.<br>2009 GRANT AWARD | | (30,000.00) |

# YOUR TRUST MANAGEMENT ACCOUNT TRANSACTIONS

December 01, 2009 - December 31, 2009

**CASH/OTHER TRANSACTIONS** (continued)

| Date | Transaction Type | Quantity | Description | Income Cash | Principal Cash |
|---|---|---|---|---|---|
| | | | TIN# 52-1693387<br>WASHINGTON, DC | | |
| 12/28 | Disbursement | | P603CHECK WITHDRAWAL<br>DISBURSEMENT<br>SUSAN G. KOMEN FOR<br>THE CURE - 2009 GRANT<br>TIN# 75-2462834<br>DALLAS, TX | | (10,000.00) |
| 12/28 | Disbursement | | P603CHECK WITHDRAWAL<br>DISBURSEMENT<br>HUMANE SOCIETY OF THE<br>UNITED STATES<br>TIN# 53-0225390<br>GAITHERSBURG, MD | | (10,000.00) |
| 12/28 | Disbursement | | P603CHECK WITHDRAWAL<br>DISBURSEMENT<br>JERSEY ANIMAL COALITION<br>2009 GRANT AWARD<br>TIN# 22-2942416<br>SOUTH ORANGE, NJ | | (3,144 00) |
| 12/28 | Disbursement | | P603CHECK WITHDRAWAL<br>DISBURSEMENT<br>THE METROPOLITAN MUSEUM<br>OF ART<br>TIN# 13-1624086<br>NEW YORK, NY | | (8,000 00) |
| 12/28 | Disbursement | | P603CHECK WITHDRAWAL<br>DISBURSEMENT<br>PROJECT SUNSHINE<br>2009 GRANT AWARD | | (10,000.00) |

# YOUR TRUST MANAGEMENT ACCOUNT TRANSACTIONS

December 01, 2009 - December 31, 2009

**CASH/OTHER TRANSACTIONS** (continued)

| Date | Transaction Type | Quantity | Description | Income Cash | Principal Cash |
|---|---|---|---|---|---|
| | | | TIN# 22-3607512<br>NEW YORK, NY | | |
| 12/30 | Disbursement | | P603CHECK WITHDRAWAL<br>DISBURSEMENT<br>VOICE OF TRIUMPH, INC.<br>HEIGHTS CHILD CARE CENTE<br>CONCESSION, ZIMBABWE<br>2009 GRANT AWARD | | (15,000.00) |
| | *Subtotal (Other Debits/Credits)* | | | *(1,837.52)* | *(229,475.81)* |
| | **NET TOTAL** | | | **(1,837.52)** | **(229,475.81)** |

# YOUR TRUST MANAGEMENT ACCOUNT MONEY FUND TRANSACTIONS

| Date | Description | Income | Principal | Date | Description | Income | Principal |
|---|---|---|---|---|---|---|---|
| 12/01 | CMA MONEY FUND<br>SUBSCRIPTION | (2,261.00) | | 12/18 | CMA MONEY FUND<br>SUBSCRIPTION | | (774.00) |
| 12/01 | CMA MONEY FUND<br>REDEEMED | | 1,358.00 | 12/21 | CMA MONEY FUND<br>SUBSCRIPTION | (11.00) | |
| 12/02 | CMA MONEY FUND<br>SUBSCRIPTION | (3,258.00) | | 12/21 | CMA MONEY FUND<br>SUBSCRIPTION | | (321.00) |
| 12/09 | CMA MONEY FUND<br>REDEEMED<br>REDEMPT AS OF 12/08/2009 | 1,232.00 | | 12/23 | CMA MONEY FUND<br>REDEEMED<br>REDEMPT AS OF 12/22/2009 | | 141,114.00 |
| 12/09 | CMA MONEY FUND<br>REDEEMED<br>REDEMPT AS OF 12/08/2009 | | 2,218.00 | 12/24 | CMA MONEY FUND<br>SUBSCRIPTION | (43.00) | |
| 12/10 | CMA MONEY FUND<br>SUBSCRIPTION | (143.00) | | 12/24 | CMA MONEY FUND<br>REDEEMED | | 75.00 |
| 12/11 | CMA MONEY FUND | (3,121.00) | | 12/29 | CMA MONEY FUND | | 71,144.00 |

## YOUR TRUST MANAGEMENT ACCOUNT MONEY FUND TRANSACTIONS *(continued)*

December 01, 2009 - December 31, 2009

| Date | Description | Income | Principal | Date | Description | Income | Principal |
|---|---|---|---|---|---|---|---|
| | SUBSCRIPTION | | | | REDEEMED | | |
| 12/11 | CMA MONEY FUND | | (226,774.00) | | REDEMPT AS OF 12/28/2009 | | |
| | SUBSCRIPTION | | | 12/31 | CMA MONEY FUND | (124.00) | |
| 12/14 | CMA MONEY FUND | (2,586.00) | | | SUBSCRIPTION | | |
| | SUBSCRIPTION | | | 12/31 | CMA MONEY FUND | | 15,000.00 |
| 12/15 | CMA MONEY FUND | (3,186.00) | | | REDEEMED | | |
| | SUBSCRIPTION | | | | REDEMPT AS OF 12/30/2009 | | |
| 12/16 | CMA MONEY FUND | (1,288.00) | | | | | |
| | **NET TOTAL** | | | | | **(14,789.00)** | **3,040.00** |