

**Return of Private Foundation
or Section 4947(a)(1) Nonexempt Charitable Trust
Treated as a Private Foundation**

Department of the Treasury
Internal Revenue Service (77)

Note. The foundation may be able to use a copy of this return to satisfy state reporting requirements

For calendar year 2009, or tax year beginning _____, and ending _____


G Check all that apply: Initial return Initial return of a former public charity Final return
 Amended return Address change Name change

Use the IRS label. Otherwise, print or type. See Specific Instructions.	Name of foundation First Hand Foundation		A Employer identification number 43-1725294
	Number and street (or P O box number if mail is not delivered to street address)	Room/suite	B Telephone number (see page 10 of the instructions) (816) 221-1024
	2800 Rockcreek Parkway City or town, state, and ZIP code Kansas City MO 64117		C If exemption application is pending, check here <input type="checkbox"/> D 1. Foreign organizations, check here <input type="checkbox"/> 2. Foreign organizations meeting the 85% test, check here and attach computation <input type="checkbox"/> E If private foundation status was terminated under section 507(b)(1)(A), check here <input type="checkbox"/> F If the foundation is in a 60-month termination under section 507(b)(1)(B), check here <input checked="" type="checkbox"/>
H Check type of organization: <input type="checkbox"/> Section 501(c)(3) exempt private foundation <input type="checkbox"/> Section 4947(a)(1) nonexempt charitable trust <input type="checkbox"/> Other taxable private foundation			
I Fair market value of all assets at end of year (from Part II, col. (c), line 16) ▶ \$ 12,877,084		J Accounting method: <input checked="" type="checkbox"/> Cash <input type="checkbox"/> Accrual <input type="checkbox"/> Other (specify) _____ (Part I, column (d) must be on cash basis.)	

Part I Analysis of Revenue and Expenses (The total of amounts in columns (b), (c), and (d) may not necessarily equal the amounts in column (a) (see page 11 of the instructions))

	(a) Revenue and expenses per books	(b) Net investment income	(c) Adjusted net income	(d) Disbursements for charitable purposes (cash basis only)
1 Contributions, gifts, grants, etc., received (attach schedule)	3,232,788			
2 Check <input type="checkbox"/> if the foundation is not required to attach Sch B				
3 Interest on savings and temporary cash investments	103,553	103,553		
4 Dividends and interest from securities	99,817	99,817		
5 a Gross rents				
b Net rental income or (loss)				
6 a Net gain or (loss) from sale of assets not on line 10	-129,208			
b Gross sales price for all assets on line 6a 2,225,276				
7 Capital gain net income (from Part IV, line 2)				
8 Net short-term capital gain				
9 Income modifications				
10 a Gross sales less returns and allowances				
b Less. Cost of goods sold				
c Gross profit or (loss) (attach schedule)				
11 Other income (attach schedule) STMT 1	395,857		395,857	
12 Total. Add lines 1 through 11	3,702,807	203,370	395,857	
13 Compensation of officers, directors, trustees, etc				
14 Other employee salaries and wages	869,757			869,757
15 Pension plans, employee benefits				
16 a Legal fees (attach schedule) STMT 2	2,542			2,542
b Accounting fees (attach schedule) STMT 2	1,700			1,700
c Other professional fees (attach schedule) STMT 2	1,500			1,500
17 Interest STMT 2				
18 Taxes (attach schedule) (see page 7 of the instructions)	2,877	2,877		
19 Depreciation (attach schedule) and depletion				
20 Occupancy				
21 Travel, conferences, and meetings	9,040			9,040
22 Printing and publications	5,389		3,356	2,033
23 Other expenses (attach schedule) STMT 3	2,016,566	45,544	185,753	1,785,269
24 Total operating and administrative expenses. Add lines 13 through 23	2,909,371	48,421	189,109	2,671,841
25 Contributions, gifts, grants paid	325,180			325,180
26 Total expenses and disbursements. Add lines 24 and 25	3,234,551	48,421	189,109	2,997,021
27 Subtract line 26 from line 12				
a Excess of revenue over expenses and disbursements	468,256			
b Net investment income (if negative, enter -0-)		154,949		
c Adjusted net income (if negative, enter -0-)			206,748	

SCANNED NOV 22 2010



626 2

Part II Balance Sheets		Attached schedules and amounts in the description column should be for end-of-year amounts only (See instructions)			
		Beginning of year	End of year		
		(a) Book Value	(b) Book Value	(c) Fair Market Value	
Assets	1	Cash—non-interest-bearing	453,127	329,784	329,784
	2	Savings and temporary cash investments	342,568	395,512	395,512
	3	Accounts receivable			
		Less: allowance for doubtful accounts			
	4	Pledges receivable			
		Less: allowance for doubtful accounts			
	5	Grants receivable			
	6	Receivables due from officers, directors, trustees, and other disqualified persons (attach schedule) (see page 15 of the instructions)			
	7	Other notes and loans receivable (attach schedule)			
		Less: allowance for doubtful accounts			
	8	Inventories for sale or use			
	9	Prepaid expenses and deferred charges			
	10 a	Investments—U S and state government obligations (attach schedule) STMT 4	1,143,969	989,846	1,036,829
	b	Investments—corporate stock (attach schedule) STMT 5	6,581,782	7,391,394	10,228,870
	c	Investments—corporate bonds (attach schedule) STMT 6	943,694	822,960	866,612
	11	Investments—land, buildings, and equipment basis			
	Less: accumulated depreciation (attach schedule)				
12	Investments—mortgage loans				
13	Investments—other (attach schedule) STMT 7	12,774	16,674	19,477	
14	Land, buildings, and equipment: basis				
	Less: accumulated depreciation (attach schedule)				
15	Other assets (describe)				
16	Total assets (to be completed by all filers—see the instructions Also, see page 1, item I)	9,477,914	9,946,170	12,877,084	
Liabilities	17	Accounts payable and accrued expenses			
	18	Grants payable			
	19	Deferred revenue			
	20	Loans from officers, directors, trustees, and other disqualified persons			
	21	Mortgages and other notes payable (attach schedule)			
	22	Other liabilities (describe)			
	23	Total liabilities (add lines 17 through 22)			
Net Assets or Fund Balances	Foundations that follow SFAS 117, check here and complete lines 24 through 26 and lines 30 and 31. <input type="checkbox"/>				
	24	Unrestricted			
	25	Temporarily restricted			
	26	Permanently restricted			
	Foundations that do not follow SFAS 117, check here and complete lines 27 through 31. <input type="checkbox"/>				
	27	Capital stock, trust principal, or current funds			
	28	Paid-in or capital surplus, or land, bldg, and equipment fund			
29	Retained earnings, accumulated income, endowment, or other funds	9,477,914	9,946,170		
30	Total net assets or fund balances (see page 17 of the instructions)	9,477,914	9,946,170		
31	Total liabilities and net assets/fund balances (see page 17 of the instructions)	9,477,914	9,946,170		

Part III Analysis of Changes in Net Assets or Fund Balances

1	Total net assets or fund balances at beginning of year—Part II, column (a), line 30 (must agree with end-of-year figure reported on prior year's return)	1	9,477,914
2	Enter amount from Part I, line 27a	2	468,256
3	Other increases not included in line 2 (itemize)	3	
4	Add lines 1, 2, and 3	4	9,946,170
5	Decreases not included in line 2 (itemize)	5	
6	Total net assets or fund balances at end of year (line 4 minus line 5)—Part II, column (b), line 30	6	9,946,170

Part IV Capital Gains and Losses for Tax on Investment Income

(a) List and describe the kind(s) of property sold (e.g., real estate, 2-story brick warehouse, or common stock, 200 shs MLC Co)		(b) How acquired P—Purchase D—Donation	(c) Date acquired (mo., day, yr.)	(d) Date sold (mo., day, yr.)
1a See attached schedule (US Trust Statement)		P	Various	Various
b				
c				
d				
e				
(e) Gross sales price	(f) Depreciation allowed (or allowable)	(g) Cost or other basis plus expense of sale	(h) Gain or (loss) (e) plus (f) minus (g)	
a				
b				
c				
d				
e				
Complete only for assets showing gain in column (h) and owned by the foundation on 12/31/69			(l) Gains (Col (h) gain minus col (k), but not less than -0-) or Losses (from col (h))	
(i) F M V. as of 12/31/69	(j) Adjusted basis as of 12/31/69	(k) Excess of col (i) over col (j), if any		
a				
b				
c				
d				
e				
2 Capital gain net income or (net capital loss)		{ If gain, also enter in Part I, line 7 If (loss), enter -0- in Part I, line 7	2	
3 Net short-term capital gain or (loss) as defined in sections 1222(5) and (6): If gain, also enter in Part I, line 8, column (c) (see pages 13 and 17 of the instructions). If (loss), enter -0- in Part I, line 8			3	

Part V Qualification Under Section 4940(e) for Reduced Tax on Net Investment Income

(For optional use by domestic private foundations subject to the section 4940(a) tax on net investment income.)

If section 4940(d)(2) applies, leave this part blank.

Was the foundation liable for the section 4942 tax on the distributable amount of any year in the base period? Yes No
If "Yes," the foundation does not qualify under section 4940(e). Do not complete this part.

1 Enter the appropriate amount in each column for each year; see page 18 of the instructions before making any entries.

(a) Base period years Calendar year (or tax year beginning in)	(b) Adjusted qualifying distributions	(c) Net value of noncharitable-use assets	(d) Distribution ratio (col (b) divided by col (c))
2008	3,168,036	10,345,430	0.306226
2007	2,426,506	10,866,181	0.223308
2006	1,963,757	7,247,500	0.270956
2005	1,703,470	5,378,701	0.316707
2004	1,494,793	4,013,776	0.372416
2 Total of line 1, column (d)			2 1.489613
3 Average distribution ratio for the 5-year base period—divide the total on line 2 by 5, or by the number of years the foundation has been in existence if less than 5 years			3 0.297923
4 Enter the net value of noncharitable-use assets for 2009 from Part X, line 5			4 9,706,960
5 Multiply line 4 by line 3			5 2,891,927
6 Enter 1% of net investment income (1% of Part I, line 27b)			6 1,549
7 Add lines 5 and 6			7 2,893,476
8 Enter qualifying distributions from Part XII, line 4 If line 8 is equal to or greater than line 7, check the box in Part VI, line 1b, and complete that part using a 1% tax rate. See the Part VI instructions on page 18.			8 2,997,021

Part VI Excise Tax Based on Investment Income (Section 4940(a), 4940(b), 4940(e), or 4948—see page 18 of the instructions)

1 a Exempt operating foundations described in section 4940(d)(2), check here [] and enter "N/A" on line 1. Date of ruling or determination letter: (attach copy of letter if necessary—see instructions)
b Domestic foundations that meet the section 4940(e) requirements in Part V, check here [] and enter 1% of Part I, line 27b
c All other domestic foundations enter 2% of line 27b. Exempt foreign organizations enter 4% of Part I, line 12, col. (b)
2 Tax under section 511 (domestic section 4947(a)(1) trusts and taxable foundations only. Others enter -0-)
3 Add lines 1 and 2
4 Subtitle A (income) tax (domestic section 4947(a)(1) trusts and taxable foundations only. Others enter -0-)
5 Tax based on investment income. Subtract line 4 from line 3. If zero or less, enter -0-
6 Credits/Payments.
a 2009 estimated tax payments and 2008 overpayment credited to 2009
b Exempt foreign organizations—tax withheld at source
c Tax paid with application for extension of time to file (Form 8868)
d Backup withholding erroneously withheld
7 Total credits and payments. Add lines 6a through 6d
8 Enter any penalty for underpayment of estimated tax. Check here [] if Form 2220 is attached
9 Tax due. If the total of lines 5 and 8 is more than line 7, enter amount owed
10 Overpayment. If line 7 is more than the total of lines 5 and 8, enter the amount overpaid
11 Enter the amount of line 10 to be: Credited to 2010 estimated tax Refunded

Part VII-A Statements Regarding Activities

1 a During the tax year, did the foundation attempt to influence any national, state, or local legislation or did it participate or intervene in any political campaign?
b Did it spend more than \$100 during the year (either directly or indirectly) for political purposes (see page 19 of the instructions for definition)?
c Did the foundation file Form 1120-POL for this year?
d Enter the amount (if any) of tax on political expenditures (section 4955) imposed during the year: (1) On the foundation. (2) On foundation managers
e Enter the reimbursement (if any) paid by the foundation during the year for political expenditure tax imposed on foundation managers.
2 Has the foundation engaged in any activities that have not previously been reported to the IRS?
3 Has the foundation made any changes, not previously reported to the IRS, in its governing instrument, articles of incorporation, or bylaws, or other similar instruments?
4 a Did the foundation have unrelated business gross income of \$1,000 or more during the year?
b If "Yes," has it filed a tax return on Form 990-T for this year?
5 Was there a liquidation, termination, dissolution, or substantial contraction during the year?
6 Are the requirements of section 508(e) (relating to sections 4941 through 4945) satisfied either:
• By language in the governing instrument, or
• By state legislation that effectively amends the governing instrument so that no mandatory directions that conflict with the state law remain in the governing instrument?
7 Did the foundation have at least \$5,000 in assets at any time during the year?
8 a Enter the states to which the foundation reports or with which it is registered (see page 19 of the instructions)
b If the answer is "Yes" to line 7, has the foundation furnished a copy of Form 990-PF to the Attorney General (or designate) of each state as required by General Instruction G?
9 Is the foundation claiming status as a private operating foundation within the meaning of section 4942(j)(3) or 4942(j)(5) for calendar year 2009 or the taxable year beginning in 2009 (see instructions for Part XIV on page 27)?
10 Did any persons become substantial contributors during the tax year? If "Yes," attach a schedule listing their names and addresses.

Part VII-A Statements Regarding Activities (continued)

11	At any time during the year, did the foundation, directly or indirectly, own a controlled entity within the meaning of section 512(b)(13)? If "Yes," attach schedule (see page 20 of the instructions)			X
12	Did the foundation acquire a direct or indirect interest in any applicable insurance contract before August 17, 2008?			X
13	Did the foundation comply with the public inspection requirements for its annual returns and exemption application? Website address ▶ <u>www.firsthandfoundation.com</u>	X		
14	The books are in care of ▶ <u>Leslie Mitchell</u> Telephone no ▶ <u>(816) 221-1024</u> Located at ▶ <u>2800 Rockcreek Parkway, Kansas City, MO</u> ZIP+4 ▶ <u>64117</u>			
15	Section 4947(a)(1) nonexempt charitable trusts filing Form 990-PF in lieu of Form 1041—Check here and enter the amount of tax-exempt interest received or accrued during the year ▶ <u>15</u>			<input type="checkbox"/>

Part VII-B Statements Regarding Activities for Which Form 4720 May Be Required

File Form 4720 if any item is checked in the "Yes" column, unless an exception applies.		Yes	No
1a	During the year did the foundation (either directly or indirectly):		
(1)	Engage in the sale or exchange, or leasing of property with a disqualified person? <input type="checkbox"/> Yes <input checked="" type="checkbox"/> No		
(2)	Borrow money from, lend money to, or otherwise extend credit to (or accept it from) a disqualified person? <input type="checkbox"/> Yes <input checked="" type="checkbox"/> No		
(3)	Furnish goods, services, or facilities to (or accept them from) a disqualified person? <input checked="" type="checkbox"/> Yes <input type="checkbox"/> No		
(4)	Pay compensation to, or pay or reimburse the expenses of, a disqualified person? <input checked="" type="checkbox"/> Yes <input type="checkbox"/> No		
(5)	Transfer any income or assets to a disqualified person (or make any of either available for the benefit or use of a disqualified person)? <input type="checkbox"/> Yes <input checked="" type="checkbox"/> No		
(6)	Agree to pay money or property to a government official? (Exception. Check "No" if the foundation agreed to make a grant to or to employ the official for a period after termination of government service, if terminating within 90 days) <input type="checkbox"/> Yes <input checked="" type="checkbox"/> No		
b	If any answer is "Yes" to 1a(1)–(6), did any of the acts fail to qualify under the exceptions described in Regulations section 53.4941(d)-3 or in a current notice regarding disaster assistance (see page 20 of the instructions)? Organizations relying on a current notice regarding disaster assistance check here ▶ <input type="checkbox"/>	1b	X
c	Did the foundation engage in a prior year in any of the acts described in 1a, other than excepted acts, that were not corrected before the first day of the tax year beginning in 2009?	1c	X
2	Taxes on failure to distribute income (section 4942) (does not apply for years the foundation was a private operating foundation defined in section 4942(j)(3) or 4942(j)(5))		
a	At the end of tax year 2009, did the foundation have any undistributed income (lines 6d and 6e, Part XIII) for tax year(s) beginning before 2009? <input type="checkbox"/> Yes <input checked="" type="checkbox"/> No If "Yes," list the years ▶ 20____, 20____, 20____, 20____		
b	Are there any years listed in 2a for which the foundation is not applying the provisions of section 4942(a)(2) (relating to incorrect valuation of assets) to the year's undistributed income? (If applying section 4942(a)(2) to all years listed, answer "No" and attach statement—see page 20 of the instructions.)	2b	N/A
c	If the provisions of section 4942(a)(2) are being applied to any of the years listed in 2a, list the years here ▶ 20____, 20____, 20____, 20____		
3a	Did the foundation hold more than a 2% direct or indirect interest in any business enterprise at any time during the year? <input type="checkbox"/> Yes <input checked="" type="checkbox"/> No		
b	If "Yes," did it have excess business holdings in 2009 as a result of (1) any purchase by the foundation or disqualified persons after May 26, 1969, (2) the lapse of the 5-year period (or longer period approved by the Commissioner under section 4943(c)(7)) to dispose of holdings acquired by gift or bequest, or (3) the lapse of the 10-, 15-, or 20-year first phase holding period? (Use Schedule C, Form 4720, to determine if the foundation had excess business holdings in 2009)	3b	N/A
4a	Did the foundation invest during the year any amount in a manner that would jeopardize its charitable purposes?	4a	X
b	Did the foundation make any investment in a prior year (but after December 31, 1969) that could jeopardize its charitable purpose that had not been removed from jeopardy before the first day of the tax year beginning in 2009?	4b	X

Part VII-B Statements Regarding Activities for Which Form 4720 May Be Required (continued)

5a During the year did the foundation pay or incur any amount to:

(1) Carry on propaganda, or otherwise attempt to influence legislation (section 4945(e))? Yes No

(2) Influence the outcome of any specific public election (see section 4955); or to carry on, directly or indirectly, any voter registration drive? Yes No

(3) Provide a grant to an individual for travel, study, or other similar purposes? Yes No

(4) Provide a grant to an organization other than a charitable, etc., organization described in section 509(a)(1), (2), or (3), or section 4940(d)(2)? (see page 22 of the instructions) Yes No

(5) Provide for any purpose other than religious, charitable, scientific, literary, or educational purposes, or for the prevention of cruelty to children or animals? Yes No

b If any answer is "Yes" to 5a(1)–(5), did any of the transactions fail to qualify under the exceptions described in Regulations section 53.4945 or in a current notice regarding disaster assistance (see page 22 of the instructions)? Yes No
 Organizations relying on a current notice regarding disaster assistance check here

c If the answer is "Yes" to question 5a(4), does the foundation claim exemption from the tax because it maintained expenditure responsibility for the grant? Yes No
 If "Yes," attach the statement required by Regulations section 53.4945–5(d).

6a Did the foundation, during the year, receive any funds, directly or indirectly, to pay premiums on a personal benefit contract? Yes No

b Did the foundation, during the year, pay premiums, directly or indirectly, on a personal benefit contract? Yes No
 If "Yes" to 6b, file Form 8870.

7a At any time during the tax year, was the foundation a party to a prohibited tax shelter transaction? Yes No

b If yes, did the foundation receive any proceeds or have any net income attributable to the transaction? Yes No

	5b	N/A
	6b	X
	7b	N/A

Part VIII Information About Officers, Directors, Trustees, Foundation Managers, Highly Paid Employees, and Contractors

1 List all officers, directors, trustees, foundation managers and their compensation (see page 22 of the instructions).

(a) Name and address	(b) Title, and average hours per week devoted to position	(c) Compensation (if not paid, enter -0-)	(d) Contributions to employee benefit plans and deferred compensation	(e) Expense account, other allowances
SEE STATEMENT 9				

2 Compensation of five highest-paid employees (other than those included on line 1—see page 23 of the instructions). If none, enter "NONE."

(a) Name and address of each employee paid more than \$50,000	(b) Title, and average hours per week devoted to position	(c) Compensation	(d) Contributions to employee benefit plans and deferred compensation	(e) Expense account, other allowances
NONE				

Total number of other employees paid over \$50,000

Part VIII Information About Officers, Directors, Trustees, Foundation Managers, Highly Paid Employees, and Contractors (continued)

3 Five highest-paid independent contractors for professional services (see page 23 of the instructions). If none, enter "NONE."

(a) Name and address of each person paid more than \$50,000	(b) Type of service	(c) Compensation
NONE		
.....		
.....		
.....		
.....		
.....		

Total number of others receiving over \$50,000 for professional services ▶

Part IX-A Summary of Direct Charitable Activities

List the foundation's four largest direct charitable activities during the tax year. Include relevant statistical information such as the number of organizations and other beneficiaries served, conferences convened, research papers produced, etc.	Expenses
1 Provide funding for medical care and equipment for seriously ill children	1,427,134
2 Provide health assessment programs for kids within local schools	192,063
3 Provide basic supplies in "love bags" for children entering foster care	37,794
4 Provide funding for volunteer program supporting local charities that work with children	28,713

Part IX-B Summary of Program-Related Investments (see page 24 of the instructions)

Describe the two largest program-related investments made by the foundation during the tax year on lines 1 and 2	Amount
1 NONE	
2	
3 All other program-related investments. See page 24 of the instructions	
Total. Add lines 1 through 3 ▶	

Part X Minimum Investment Return (All domestic foundations must complete this part. Foreign foundations, see page 24 of the instructions.)

1	Fair market value of assets not used (or held for use) directly in carrying out charitable, etc., purposes:		
a	Average monthly fair market value of securities	1a	9,515,266
b	Average of monthly cash balances	1b	339,516
c	Fair market value of all other assets (see page 24 of the instructions)	1c	
d	Total (add lines 1a, b, and c)	1d	9,854,782
e	Reduction claimed for blockage or other factors reported on lines 1a and 1c (attach detailed explanation)	1e	
2	Acquisition indebtedness applicable to line 1 assets	2	
3	Subtract line 2 from line 1d	3	9,854,782
4	Cash deemed held for charitable activities Enter 1½ % of line 3 (for greater amount, see page 25 of the instructions)	4	147,822
5	Net value of noncharitable-use assets. Subtract line 4 from line 3. Enter here and on Part V, line 4	5	9,706,960
6	Minimum investment return. Enter 5% of line 5	6	485,348

Part XI Distributable Amount (see page 25 of the instructions) (Section 4942(j)(3) and (j)(5) private operating foundations and certain foreign organizations check here and do not complete this part.)

1	Minimum investment return from Part X, line 6	1	
2a	Tax on investment income for 2009 from Part VI, line 5	2a	
b	Income tax for 2009. (This does not include the tax from Part VI)	2b	
c	Add lines 2a and 2b	2c	SEE
3	Distributable amount before adjustments. Subtract line 2c from line 1	3	STATEMENT 8
4	Recoveries of amounts treated as qualifying distributions	4	
5	Add lines 3 and 4	5	
6	Deduction from distributable amount (see page 25 of the instructions)	6	
7	Distributable amount as adjusted Subtract line 6 from line 5 Enter here and on Part XIII, line 1	7	

Part XII Qualifying Distributions (see page 25 of the instructions)

1	Amounts paid (including administrative expenses) to accomplish charitable, etc., purposes:		
a	Expenses, contributions, gifts, etc.—total from Part I, column (d), line 26	1a	2,997,021
b	Program-related investments—total from Part IX-B	1b	
2	Amounts paid to acquire assets used (or held for use) directly in carrying out charitable, etc., purposes	2	
3	Amounts set aside for specific charitable projects that satisfy the:		
a	Suitability test (prior IRS approval required)	3a	
b	Cash distribution test (attach the required schedule)	3b	
4	Qualifying distributions. Add lines 1a through 3b. Enter here and on Part V, line 8, and Part XIII, line 4	4	2,997,021
5	Foundations that qualify under section 4940(e) for the reduced rate of tax on net investment income Enter 1% of Part I, line 27b (see page 26 of the instructions)	5	
6	Adjusted qualifying distributions. Subtract line 5 from line 4	6	2,997,021

Note. The amount on line 6 will be used in Part V, column (b), in subsequent years when calculating whether the foundation qualifies for the section 4940(e) reduction of tax in those years.

Part XIII Undistributed Income (see page 26 of the instructions)

	(a) Corpus	(b) Years prior to 2008	(c) 2008	(d) 2009
1 Distributable amount for 2009 from Part XI, line 7				
2 Undistributed income, if any, as of the end of 2009:				
a Enter amount for 2008 only			N/A	
b Total for prior years: 20____, 20____, 20____				
3 Excess distributions carryover, if any, to 2009:				
a From 2004				
b From 2005				
c From 2006				
d From 2007				
e From 2008				
f Total of lines 3a through e				
4 Qualifying distributions for 2009 from Part XII, line 4: ▶ \$ _____				
a Applied to 2008, but not more than line 2a				
b Applied to undistributed income of prior years (Election required—see page 26 of the instructions)				
c Treated as distributions out of corpus (Election required—see page 26 of the instructions)				
d Applied to 2009 distributable amount				
e Remaining amount distributed out of corpus				
5 Excess distributions carryover applied to 2009 (If an amount appears in column (d), the same amount must be shown in column (a))				
6 Enter the net total of each column as indicated below:				
a Corpus. Add lines 3f, 4c, and 4e. Subtract line 5.				
b Prior years' undistributed income. Subtract line 4b from line 2b.				
c Enter the amount of prior years' undistributed income for which a notice of deficiency has been issued, or on which the section 4942(a) tax has been previously assessed.				
d Subtract line 6c from line 6b. Taxable amount—see page 27 of the instructions.				
e Undistributed income for 2008. Subtract line 4a from line 2a. Taxable amount—see page 27 of the instructions.				
f Undistributed income for 2009. Subtract lines 4d and 5 from line 1. This amount must be distributed in 2010.				
7 Amounts treated as distributions out of corpus to satisfy requirements imposed by section 170(b)(1)(F) or 4942(g)(3) (see page 27 of the instructions)				
8 Excess distributions carryover from 2004 not applied on line 5 or line 7 (see page 27 of the instructions)				
9 Excess distributions carryover to 2010. Subtract lines 7 and 8 from line 6a.				
10 Analysis of line 9:				
a Excess from 2005				
b Excess from 2006				
c Excess from 2007				
d Excess from 2008				
e Excess from 2009				

Part XIV Private Operating Foundations (see page 27 of the instructions and Part VII-A, question 9)

1 a If the foundation has received a ruling or determination letter that it is a private operating foundation, and the ruling is effective for 2009, enter the date of the ruling ▶

4942(j)(3) or 4942(j)(5)

b Check box to indicate whether the foundation is a private operating foundation described in section

4942(j)(3) or 4942(j)(5)

2 a Enter the lesser of the adjusted net income from Part I or the minimum investment return from Part X for each year listed

	Tax year				(e) Total
	(a) 2009	(b) 2008	(c) 2007	(d) 2006	
	206,748	493,442	371,694	362,375	1,434,259
b 85% of line 2a	175,736	419,426	315,940	308,019	1,219,121
c Qualifying distributions from Part XII, line 4 for each year listed	2,997,021	3,168,036	2,426,506	1,963,757	10,555,320
d Amounts included in line 2c not used directly for active conduct of exempt activities	325,180	395,960	352,717	357,597	1,431,454
e Qualifying distributions made directly for active conduct of exempt activities. Subtract line 2d from line 2c	2,671,841	2,772,076	2,073,789	1,606,160	9,123,866
3 Complete 3a, b, or c for the alternative test relied upon:					
a "Assets" alternative test—enter:					
(1) Value of all assets					
(2) Value of assets qualifying under section 4942(j)(3)(B)(i)					
b "Endowment" alternative test—enter 2/3 of minimum investment return shown in Part X, line 6 for each year listed	323,565	344,848	362,206	241,583	1,272,202
c "Support" alternative test—enter:					
(1) Total support other than gross investment income (interest, dividends, rents, payments on securities loans (section 512(a)(5)), or royalties)					
(2) Support from general public and 5 or more exempt organizations as provided in section 4942(j)(3)(B)(iii)					
(3) Largest amount of support from an exempt organization					
(4) Gross investment income					

Part XV Supplementary Information (Complete this part only if the foundation had \$5,000 or more in assets at any time during the year—see page 28 of the instructions.)

1 Information Regarding Foundation Managers:

- a** List any managers of the foundation who have contributed more than 2% of the total contributions received by the foundation before the close of any tax year (but only if they have contributed more than \$5,000) (See section 507(d)(2))

- b** List any managers of the foundation who own 10% or more of the stock of a corporation (or an equally large portion of the ownership of a partnership or other entity) of which the foundation has a 10% or greater interest

2 Information Regarding Contribution, Grant, Gift, Loan, Scholarship, etc., Programs:

Check here if the foundation only makes contributions to preselected charitable organizations and does not accept unsolicited requests for funds. If the foundation makes gifts, grants, etc (see page 28 of the instructions) to individuals or organizations under other conditions, complete items 2a, b, c, and d

a The name, address, and telephone number of the person to whom applications should be addressed:

First Hand Foundation 2800 Rockcreek Parkway Kansas City MO 64117 (816) 221-1024

b The form in which applications should be submitted and information and materials they should include.

See attached application

c Any submission deadlines

None

d Any restrictions or limitations on awards, such as by geographical areas, charitable fields, kinds of institutions, or other factors.

None

Part XV Supplementary Information (continued)

3 Grants and Contributions Paid During the Year or Approved for Future Payment

Recipient	If recipient is an individual, show any relationship to any foundation manager or substantial contributor	Foundation status of recipient	Purpose of grant or contribution	Amount
Name and address (home or business)				
a <i>Paid during the year</i> SEE STATEMENT 10				325,180
Total ▶ 3a				325,180
b <i>Approved for future payment</i>				
Total ▶ 3b				

Schedule B
(Form 990, 990-EZ,
or 990-PF)

Department of the Treasury
Internal Revenue Service

Schedule of Contributors

▶ Attach to Form 990, 990-EZ, or 990-PF.

OMB No. 1545-0047

2009

Name of the organization

Employer identification number

First Hand Foundation

43-1725294

Organization type (check one):

Filers of:

Section:

Form 990 or 990-EZ

501(c)() (enter number) organization

4947(a)(1) nonexempt charitable trust **not** treated as a private foundation

527 political organization

Form 990-PF

501(c)(3) exempt private foundation

4947(a)(1) nonexempt charitable trust treated as a private foundation

501(c)(3) taxable private foundation

Check if your organization is covered by the **General Rule** or a **Special Rule**.

Note. Only a section 501(c)(7), (8), or (10) organization can check boxes for both the General Rule and a Special Rule. See instructions.

General Rule

For an organization filing Form 990, 990-EZ, or 990-PF that received, during the year, \$5,000 or more (in money or property) from any one contributor. Complete Parts I and II.

Special Rules

For a section 501(c)(3) organization filing Form 990 or 990-EZ that met the 33 1/3 % support test of the regulations under sections 509(a)(1) and 170(b)(1)(A)(vi), and received from any one contributor, during the year, a contribution of the greater of (1) \$5,000 or (2) 2% of the amount on (i) Form 990, Part VIII, line 1h or (ii) Form 990-EZ, line 1. Complete Parts I and II.

For a section 501(c)(7), (8), or (10) organization filing Form 990 or 990-EZ that received from any one contributor, during the year, aggregate contributions of more than \$1,000 for use *exclusively* for religious, charitable, scientific, literary, or educational purposes, or the prevention of cruelty to children or animals. Complete Parts I, II, and III.

For a section 501(c)(7), (8), or (10) organization filing Form 990 or 990-EZ that received from any one contributor, during the year, contributions for use *exclusively* for religious, charitable, etc., purposes, but these contributions did not aggregate to more than \$1,000. If this box is checked, enter here the total contributions that were received during the year for an *exclusively* religious, charitable, etc., purpose. Do not complete any of the parts unless the **General Rule** applies to this organization because it received nonexclusively religious, charitable, etc., contributions of \$5,000 or more during the year ▶ \$

Caution. An organization that is not covered by the General Rule and/or the Special Rules does not file Schedule B (Form 990, 990-EZ, or 990-PF), but it **must** answer "No" on Part IV, line 2 of its Form 990, or check the box on line H of its Form 990-EZ, or on line 2 of its Form 990-PF, to certify that it does not meet the filing requirements of Schedule B (Form 990, 990-EZ, or 990-PF).

Name of organization First Hand Foundation	Employer identification number 43-1725294
---	--

Part I Contributors (see instructions)

(a) No.	(b) Name, address, and ZIP + 4	(c) Aggregate contributions	(d) Type of contribution
1	Cerner Corporation 2800 Rockcreek Parkway Kansas City MO 64117 Foreign State or Province Foreign Country:	\$ 967,692	Person <input checked="" type="checkbox"/> Payroll <input type="checkbox"/> Noncash <input type="checkbox"/> (Complete Part II if there is a noncash contribution)
2	Cerner Corporation 2800 Rockcreek Parkway Kansas City MO 64117 Foreign State or Province Foreign Country:	\$ 1,755,786	Person <input type="checkbox"/> Payroll <input checked="" type="checkbox"/> Noncash <input type="checkbox"/> (Complete Part II if there is a noncash contribution)
3	William and Deborah Bednar 608 Butternut Ln Liberty MO 64068 Foreign State or Province Foreign Country:	\$ 61,000	Person <input checked="" type="checkbox"/> Payroll <input type="checkbox"/> Noncash <input type="checkbox"/> (Complete Part II if there is a noncash contribution.)
4	James Berislavich 9207 State Route 92 Liberty MO 64068 Foreign State or Province Foreign Country:	\$ 16,570	Person <input checked="" type="checkbox"/> Payroll <input type="checkbox"/> Noncash <input type="checkbox"/> (Complete Part II if there is a noncash contribution)
5	David Compton 8328 Haven Street Lenexa KS 66219 Foreign State or Province Foreign Country:	\$ 10,674	Person <input checked="" type="checkbox"/> Payroll <input type="checkbox"/> Noncash <input type="checkbox"/> (Complete Part II if there is a noncash contribution)
6	Jude Dieterman 1272 West 59th Street Kansas City MO 64113 Foreign State or Province Foreign Country:	\$ 11,431	Person <input checked="" type="checkbox"/> Payroll <input type="checkbox"/> Noncash <input checked="" type="checkbox"/> (Complete Part II if there is a noncash contribution)

Name of organization First Hand Foundation	Employer identification number 43-1725294
---	--

Part I Contributors (see instructions)

(a) No.	(b) Name, address, and ZIP + 4	(c) Aggregate contributions	(d) Type of contribution
7	David Evans 10716 Lancaster Road Liberty MO 64068 Foreign State or Province Foreign Country	\$ 63,750	Person <input checked="" type="checkbox"/> Payroll <input type="checkbox"/> Noncash <input checked="" type="checkbox"/> (Complete Part II if there is a noncash contribution)
8	Richard Flanigan, Jr. 12505 High Drive Leawood KS 66209 Foreign State or Province Foreign Country	\$ 21,475	Person <input checked="" type="checkbox"/> Payroll <input type="checkbox"/> Noncash <input checked="" type="checkbox"/> (Complete Part II if there is a noncash contribution)
9	Daniel Grelinger 3305 NE 70th Place Gladstone MO 64119 Foreign State or Province Foreign Country	\$ 25,455	Person <input checked="" type="checkbox"/> Payroll <input type="checkbox"/> Noncash <input checked="" type="checkbox"/> (Complete Part II if there is a noncash contribution)
10	Matthew Huffman 2529 SW Kristin Drive Lee's Summit MO 64082 Foreign State or Province Foreign Country	\$ 7,250	Person <input checked="" type="checkbox"/> Payroll <input type="checkbox"/> Noncash <input type="checkbox"/> (Complete Part II if there is a noncash contribution.)
11	Cliford Illig 11504 Pawnee Circle Leawood KS 66211 Foreign State or Province Foreign Country	\$ 6,500	Person <input checked="" type="checkbox"/> Payroll <input type="checkbox"/> Noncash <input type="checkbox"/> (Complete Part II if there is a noncash contribution)
12	Chad Johnson 1031 S. 53rd Street Kansas City KS 66106 Foreign State or Province Foreign Country	\$ 9,408	Person <input checked="" type="checkbox"/> Payroll <input type="checkbox"/> Noncash <input checked="" type="checkbox"/> (Complete Part II if there is a noncash contribution)

Name of organization First Hand Foundation	Employer identification number 43-1725294
---	--

Part I Contributors (see instructions)

(a) No.	(b) Name, address, and ZIP + 4	(c) Aggregate contributions	(d) Type of contribution
13	Dale Knapp 8801 N. Farley Ave. Kansas City MO 64157 Foreign State or Province: _____ Foreign Country: _____	\$ 5,184	Person <input checked="" type="checkbox"/> Payroll <input type="checkbox"/> Noncash <input checked="" type="checkbox"/> (Complete Part II if there is a noncash contribution.)
14	Jay Linney 14805 Birch Leawood KS 66224 Foreign State or Province: _____ Foreign Country: _____	\$ 12,366	Person <input checked="" type="checkbox"/> Payroll <input type="checkbox"/> Noncash <input checked="" type="checkbox"/> (Complete Part II if there is a noncash contribution.)
15	Catherine Mueller 1316 SW Heartwood Drive Lee's Summit MO 64081 Foreign State or Province: _____ Foreign Country: _____	\$ 13,779	Person <input checked="" type="checkbox"/> Payroll <input type="checkbox"/> Noncash <input checked="" type="checkbox"/> (Complete Part II if there is a noncash contribution.)
16	Mark Muench 1404 Lois Ct. Park Ridge IL 60068 Foreign State or Province: _____ Foreign Country: _____	\$ 5,149	Person <input checked="" type="checkbox"/> Payroll <input type="checkbox"/> Noncash <input checked="" type="checkbox"/> (Complete Part II if there is a noncash contribution.)
17	David O'Larte 12111 East 239th Street Peculiar MO 64078 Foreign State or Province: _____ Foreign Country: _____	\$ 6,427	Person <input checked="" type="checkbox"/> Payroll <input type="checkbox"/> Noncash <input checked="" type="checkbox"/> (Complete Part II if there is a noncash contribution.)
18	Neal Patterson 20 East Dundee Circle Loch Lloyd MO 64012 Foreign State or Province: _____ Foreign Country: _____	\$ 9,000	Person <input checked="" type="checkbox"/> Payroll <input type="checkbox"/> Noncash <input type="checkbox"/> (Complete Part II if there is a noncash contribution.)

Name of organization First Hand Foundation	Employer identification number 43-1725294
---	--

Part I Contributors (see instructions)

(a) No.	(b) Name, address, and ZIP + 4	(c) Aggregate contributions	(d) Type of contribution
19	Kent Scheuler 6109 N. Cypress Ave. Kansas City MO 64119 Foreign State or Province Foreign Country	\$ 12,638	Person <input checked="" type="checkbox"/> Payroll <input type="checkbox"/> Noncash <input checked="" type="checkbox"/> (Complete Part II if there is a noncash contribution)
20	David Sides 826 W. 54th Terr. Kansas City MO 64112 Foreign State or Province Foreign Country	\$ 20,919	Person <input checked="" type="checkbox"/> Payroll <input type="checkbox"/> Noncash <input type="checkbox"/> (Complete Part II if there is a noncash contribution.)
21	Randy Sims 5005 W. 144th Terr. Leawood KS 66224 Foreign State or Province Foreign Country:	\$ 36,273	Person <input checked="" type="checkbox"/> Payroll <input type="checkbox"/> Noncash <input checked="" type="checkbox"/> (Complete Part II if there is a noncash contribution)
22	Craig Smith 14243 W. 124th Terr. Olathe KS 66062 Foreign State or Province Foreign Country:	\$ 11,868	Person <input checked="" type="checkbox"/> Payroll <input type="checkbox"/> Noncash <input checked="" type="checkbox"/> (Complete Part II if there is a noncash contribution)
23	Owen Straub 6035 N. Elmwood Ct Kansas City MO 64119 Foreign State or Province Foreign Country	\$ 17,396	Person <input checked="" type="checkbox"/> Payroll <input type="checkbox"/> Noncash <input checked="" type="checkbox"/> (Complete Part II if there is a noncash contribution)
24	Jeffrey Townsend 4401 NE 92nd Hwy Smithville MO 64089 Foreign State or Province Foreign Country	\$ 5,200	Person <input checked="" type="checkbox"/> Payroll <input type="checkbox"/> Noncash <input type="checkbox"/> (Complete Part II if there is a noncash contribution)

Name of organization First Hand Foundation	Employer identification number 43-1725294
---	--

Part I Contributors (see instructions)

(a) No.	(b) Name, address, and ZIP + 4	(c) Aggregate contributions	(d) Type of contribution
25	Nathan Wegener 1841 Pendleton Ave. Kansas City MO 64124 Foreign State or Province Foreign Country	\$ 7,864	Person <input checked="" type="checkbox"/> Payroll <input type="checkbox"/> Noncash <input type="checkbox"/> (Complete Part II if there is a noncash contribution)
26	Julia Wilson 227 NW Rockhill Lane Lee's Summit MO 64081 Foreign State or Province Foreign Country	\$ 7,200	Person <input checked="" type="checkbox"/> Payroll <input type="checkbox"/> Noncash <input type="checkbox"/> (Complete Part II if there is a noncash contribution)
27	Alexander Open System 12851 Foster Overland Park KS 66213 Foreign State or Province Foreign Country	\$ 8,644	Person <input checked="" type="checkbox"/> Payroll <input type="checkbox"/> Noncash <input type="checkbox"/> (Complete Part II if there is a noncash contribution)
28	Bradley Botteron 16001 W 99th Street Lenexa KS 66219 Foreign State or Province Foreign Country	\$ 12,288	Person <input checked="" type="checkbox"/> Payroll <input type="checkbox"/> Noncash <input type="checkbox"/> (Complete Part II if there is a noncash contribution)
29	Charles Beaver 20445 State Hwy 249, Suite 350 Houston TX 77070 Foreign State or Province Foreign Country	\$ 27,288	Person <input checked="" type="checkbox"/> Payroll <input type="checkbox"/> Noncash <input type="checkbox"/> (Complete Part II if there is a noncash contribution)
30	David Fowler 6424 High Drive Shawnee Mission KS 66208 Foreign State or Province Foreign Country	\$ 10,000	Person <input checked="" type="checkbox"/> Payroll <input type="checkbox"/> Noncash <input type="checkbox"/> (Complete Part II if there is a noncash contribution)

Name of organization

First Hand Foundation

Employer identification number

43-1725294

Part I Contributors (see instructions)

(a) No.	(b) Name, address, and ZIP + 4	(c) Aggregate contributions	(d) Type of contribution
31	Eric Hickman 4860 College Blvd. #217 Overland Park KS 66211 Foreign State or Province Foreign Country	\$ 12,288	Person <input checked="" type="checkbox"/> Payroll <input type="checkbox"/> Noncash <input type="checkbox"/> (Complete Part II if there is a noncash contribution)
32	Gene Gallamore PO Box 12385 N Kansas City MO 64116 Foreign State or Province Foreign Country	\$ 5,644	Person <input checked="" type="checkbox"/> Payroll <input type="checkbox"/> Noncash <input type="checkbox"/> (Complete Part II if there is a noncash contribution)
33	Global Capacity Direct DBA Vanco 58 Church Road Elkins Park PA 19027 Foreign State or Province Foreign Country	\$ 8,644	Person <input checked="" type="checkbox"/> Payroll <input type="checkbox"/> Noncash <input type="checkbox"/> (Complete Part II if there is a noncash contribution)
34	Haworth PO Box 93237 Chicago IL 60673 Foreign State or Province Foreign Country	\$ 5,424	Person <input checked="" type="checkbox"/> Payroll <input type="checkbox"/> Noncash <input type="checkbox"/> (Complete Part II if there is a noncash contribution)
35	IBM 18000 West Nine Mile Road Southfield MI 48705 Foreign State or Province Foreign Country	\$ 12,288	Person <input checked="" type="checkbox"/> Payroll <input type="checkbox"/> Noncash <input type="checkbox"/> (Complete Part II if there is a noncash contribution)
36	Insight Direct USA, Inc. 6820 S. Harl Ave Tempe AZ 85283 Foreign State or Province Foreign Country	\$ 10,904	Person <input checked="" type="checkbox"/> Payroll <input type="checkbox"/> Noncash <input type="checkbox"/> (Complete Part II if there is a noncash contribution.)

Name of organization First Hand Foundation	Employer identification number 43-1725294
---	--

Part I Contributors (see instructions)

(a) No.	(b) Name, address, and ZIP + 4	(c) Aggregate contributions	(d) Type of contribution
37	James J. Villnave Revocable Trust 5235 Ward Parkway Kansas City MO 64112 Foreign State or Province Foreign Country	\$ 5,000	Person <input checked="" type="checkbox"/> Payroll <input type="checkbox"/> Noncash <input type="checkbox"/> (Complete Part II if there is a noncash contribution.)
38	JE Dunn 929 Holmes Kansas City MO 64106 Foreign State or Province: Foreign Country:	\$ 8,644	Person <input checked="" type="checkbox"/> Payroll <input type="checkbox"/> Noncash <input type="checkbox"/> (Complete Part II if there is a noncash contribution.)
39	McCown Gordon 422 Admiral Blvd. Kansas City MO 64106 Foreign State or Province Foreign Country:	\$ 11,144	Person <input checked="" type="checkbox"/> Payroll <input type="checkbox"/> Noncash <input type="checkbox"/> (Complete Part II if there is a noncash contribution.)
40	Plexus PO Box 156 Neenah WI 54957 Foreign State or Province: Foreign Country:	\$ 5,644	Person <input checked="" type="checkbox"/> Payroll <input type="checkbox"/> Noncash <input type="checkbox"/> (Complete Part II if there is a noncash contribution.)
41	Premier Asset Finance Group, Inc. 7 Main Street, Suite 6 New Milford CT 06776 Foreign State or Province Foreign Country:	\$ 8,023	Person <input checked="" type="checkbox"/> Payroll <input type="checkbox"/> Noncash <input type="checkbox"/> (Complete Part II if there is a noncash contribution.)
42	Shook, Hardy & Bacon LLP 2555 Grand Blvd Kansas City MO 64108 Foreign State or Province Foreign Country	\$ 12,924	Person <input checked="" type="checkbox"/> Payroll <input type="checkbox"/> Noncash <input type="checkbox"/> (Complete Part II if there is a noncash contribution.)

Name of organization First Hand Foundation	Employer identification number 43-1725294
---	--

Part I Contributors (see instructions)

(a) No.	(b) Name, address, and ZIP + 4	(c) Aggregate contributions	(d) Type of contribution
43	Jeff Stevens 5555 Corporate Exchange Ct., SE Grand Rapids MI 49512 Foreign State or Province: _____ Foreign Country: _____	\$ 5,644	Person <input checked="" type="checkbox"/> Payroll <input type="checkbox"/> Noncash <input type="checkbox"/> (Complete Part II if there is a noncash contribution)
44	Torosian Foundation 431 W. 61st Street Kansas City MO 64113 Foreign State or Province: _____ Foreign Country: _____	\$ 8,744	Person <input checked="" type="checkbox"/> Payroll <input type="checkbox"/> Noncash <input type="checkbox"/> (Complete Part II if there is a noncash contribution.)
45	US Engineering Co 3433 Roanoke Rd Kansas City MO 64111 Foreign State or Province: _____ Foreign Country: _____	\$ 8,644	Person <input checked="" type="checkbox"/> Payroll <input type="checkbox"/> Noncash <input type="checkbox"/> (Complete Part II if there is a noncash contribution)
46	Wachter Corporation 16001 West 99th Street Lenexa KS 66219 Foreign State or Province: _____ Foreign Country: _____	\$ 14,160	Person <input checked="" type="checkbox"/> Payroll <input type="checkbox"/> Noncash <input type="checkbox"/> (Complete Part II if there is a noncash contribution)
47	WCP / Fern 751 Wyoming Kansas City MO 64101 Foreign State or Province: _____ Foreign Country: _____	\$ 5,461	Person <input checked="" type="checkbox"/> Payroll <input type="checkbox"/> Noncash <input type="checkbox"/> (Complete Part II if there is a noncash contribution)
48	_____ _____ Foreign State or Province: _____ Foreign Country: _____	\$ _____	Person <input type="checkbox"/> Payroll <input type="checkbox"/> Noncash <input type="checkbox"/> (Complete Part II if there is a noncash contribution)

Name of organization First Hand Foundation	Employer identification number 43-1725294
---	--

Part II Noncash Property (see instructions)

(a) No. from Part I	(b) Description of noncash property given	(c) FMV (or estimate) (see instructions)	(d) Date received
6	50 shares CERN	\$ 3,632	9/22/2009
7	1000 shares CERN	\$ 62,970	7/24/2009
8	300 shares CERN	\$ 18,825	9/3/2009
9	158 shares CERN	\$ 7,447	4/23/2009
12	766 shares FORD MTR CO 102 shares INTEL 49 shares RUBY TUESDAY 29 shares SCOTTS MIRACLE GRO	\$ 9,053	9/22/2009
13	47 shares CERN	\$ 3,784	11/16/2009

Name of organization First Hand Foundation	Employer identification number 43-1725294
---	--

Part II Noncash Property (see instructions)

(a) No. from Part I	(b) Description of noncash property given	(c) FMV (or estimate) (see instructions)	(d) Date received
14	200 shares CERN	\$ 11,326	5/19/2009
15	44 shares CERN	\$ 1,557	1/26/2009
15	93 shares CERN	\$ 4,415	4/20/2009
15	50 shares CERN	\$ 4,254	10/14/2009
16	50 shares CERN	\$ 3,849	11/6/2009
17	89 shares CERN	\$ 5,150	7/13/2009

Name of organization First Hand Foundation	Employer identification number 43-1725294
---	--

Part II Noncash Property (see instructions)

(a) No. from Part I	(b) Description of noncash property given	(c) FMV (or estimate) (see instructions)	(d) Date received
19	190 shares CERN	\$ 12,198	8/25/2009
21	400 shares CERN	\$ 29,348	9/24/2009
22	140 shares CERN	\$ 11,868	10/15/2009
23	200 shares CERN	\$ 15,296	12/2/2009
.....	\$
.....	\$

Part 1 Line 11, Other Income

Event	Column A Gross Revenue	Column B Net Investment	Column C Adjusted Income
Evening Gala	111,085	-	111,085
Golf Tournament	284,772	-	284,772
Total	395,857	-	395,857

Part I, Line 16a - Legal Fees

<u>Name</u>	<u>Description</u>	<u>Amount</u>
Polsinelli Shalton Welte Suelthaus	Public Charity / Tax Exempt Matters	2,542
		<u>2,542</u>

Part I, Line 16b - Accounting Fees

<u>Name</u>	<u>Description</u>	<u>Amount</u>
JMW & Associates, LLC	Tax return review / Consulting	1,700
		<u>1,700</u>

Part I, Line 16c - Other Professional Fees

<u>Name</u>	<u>Description</u>	<u>Amount</u>
David Riffel Photography	Photography	1,500
		<u>1,500</u>

Part I, Line 18c - Taxes

<u>Name</u>	<u>Description</u>	<u>Amount</u>
Bank of America	Foreign Taxes	2,877
		<u>2,877</u>

Part I, Line 23 - Other Expenses

	Column A	Column B	Column C	Column D
Expense	Revenue and expenses per books	Net investment income	Adjusted net income	Disbursements for charitable purposes
Bank Service Charge	45,544	45,544		0
Catering for Special Events	99,316		99,316	0
Dues and Subscriptions	1,195			1,195
Gifts, Incentives and Prizes	30,528		26,553	3,975
Health Kids Program of Health Assessments in Schools	192,063			192,063
Love Bag Program	37,794			37,794
Marketing Supplies	28,068		4,139	23,929
Miscellaneous expenses	72,697		27,423	45,274
Mission Trip Expenses	25,192			25,192
Supplies for Special Events	28,322		28,322	0
Volunteer Program	28,713			28,713
Case Expenses:				
Displacement Expenses - Travel for Medical Care	307,142			307,142
Medication	59,690			59,690
Medical Equipment and Supplies	579,717			579,717
Medical Treatment	588,615			588,615
Refund of Case Expenses	(108,030)			(108,030)
Total Other Expense	2,016,566	45,544	185,753	1,785,269

Part II, Line 10a - Investments - U.S. and State Government Obligations

<u>Name</u>	<u>Cost or Market</u>	<u>Book Value</u>	<u>FMV</u>
2010 Federal Home LN	Value at date of acquisition	99,941	100,844
United States Treas	Value at date of acquisition	157,074	154,998
Federal Home Ln Mtg Corp	Value at date of acquisition	74,746	77,906
United States Treas	Value at date of acquisition	156,228	159,393
United States Treas	Value at date of acquisition	100,725	106,625
Federal Farm CR BKS	Value at date of acquisition	99,529	107,125
Federal Farm CR BKS	Value at date of acquisition	100,185	107,750
2014 Federal Home Ln	Value at date of acquisition	201,418	222,188
		<u>989,846</u>	<u>1,036,829</u>

Part II, Line 10b - Investments - Corporate Stock

Shares	Stock Description	Cost or Market	Book Value	FMV
235	Deutsche Post Ag	Value at date of acquisition	3,232	4,569
97	WPP Plc	Value at date of acquisition	4,068	4,719
100	Yue Yuen Indl Hldgs	Value at date of acquisition	1,470	1,451
167	Esprit Hldgs	Value at date of acquisition	2,358	2,229
172	Adecco	Value at date of acquisition	3,998	4,746
409	Aeon Co	Value at date of acquisition	3,832	3,304
71	Aktiebolagett Electrolux	Value at date of acquisition	1,923	3,331
454	Allianz	Value at date of acquisition	8,856	5,708
109	Amcor Ltd	Value at date of acquisition	2,189	2,443
113	Astrazeneca Plc	Value at date of acquisition	4,770	5,304
167	Australia and New Zealand Bkg	Value at date of acquisition	1,616	3,436
397	Banco Santander	Value at date of acquisition	5,174	6,527
215	Barclays Plc	Value at date of acquisition	7,920	3,784
91	Basf	Value at date of acquisition	4,396	5,711
69	Bayer	Value at date of acquisition	3,852	5,563
211	Bayerische Motoren Werke	Value at date of acquisition	3,382	3,226
22	BHP Billiton	Value at date of acquisition	651	1,405
167	BNP Paribas	Value at date of acquisition	8,872	6,697
136	BP P L C	Value at date of acquisition	6,298	7,884
88	BT Group	Value at date of acquisition	1,637	1,913
260	Celesio Ag	Value at date of acquisition	1,246	1,328
567	Credit Agricole	Value at date of acquisition	3,520	5,028
372	Danske Bk	Value at date of acquisition	4,560	4,232
87	Deutsche Bk	Value at date of acquisition	6,161	6,169
345	Deutsche Telekom	Value at date of acquisition	5,096	5,072
123	Eon Ag	Value at date of acquisition	5,247	5,137
275	East Japan	Value at date of acquisition	2,936	2,896
308	Electricite de France	Value at date of acquisition	3,129	3,669
817	Enel Societa per Azioni	Value at date of acquisition	4,587	4,744
73	ENI	Value at date of acquisition	3,973	3,695
234	Ericsson L M Tel	Value at date of acquisition	1,680	2,150
225	France Telecom	Value at date of acquisition	5,715	5,679
164	Glaxosmithkline	Value at date of acquisition	6,810	6,929
390	Koninklijke Ahold	Value at date of acquisition	4,924	5,182
147	Lenovo Group	Value at date of acquisition	827	1,843
73	Macquarie Group	Value at date of acquisition	2,428	3,178
177	Marks & Spencer	Value at date of acquisition	2,366	2,298
77	Mitsubishi	Value at date of acquisition	2,549	3,813
6	Mitsui & Co	Value at date of acquisition	1,711	1,714
374	Munich Re Group	Value at date of acquisition	5,401	5,842
221	National Australia Bk	Value at date of acquisition	3,524	5,446
374	New World Dev Ltd	Value at date of acquisition	1,646	1,540
141	Nexen Inc	Value at date of acquisition	3,149	3,374
281	Nippon Teleg & Tel	Value at date of acquisition	6,490	5,547
372	Nissan Motors	Value at date of acquisition	6,427	6,474
532	Nokia Corp	Value at date of acquisition	7,560	6,836
98	Novartis A G	Value at date of acquisition	5,152	5,334
110	Old Mut	Value at date of acquisition	1,594	1,552
117	Orix Corp	Value at date of acquisition	4,003	3,997

Part II, Line 10b - Investments - Corporate Stock

Shares	Stock Description	Cost or Market	Book Value	FMV
8	Rio Tinto	Value at date of acquisition	1,706	1,723
93	Rolls Royce Group	Value at date of acquisition	3,342	3,631
140	Royal DSM	Value at date of acquisition	1,568	1,730
178	Royal Dutch Shell	Value at date of acquisition	11,864	10,699
48	RWE AG	Value at date of acquisition	4,243	4,699
175	Sanofi-Aventis	Value at date of acquisition	7,407	6,872
310	Sharp Corp	Value at date of acquisition	4,695	3,886
296	Societe Generale France	Value at date of acquisition	8,378	4,158
104	Sony Corp	Value at date of acquisition	3,410	3,016
200	Statoil	Value at date of acquisition	5,084	4,982
1,352	Sumitomo Mitsui Finl Grp	Value at date of acquisition	9,738	3,841
92	Suncor Energy	Value at date of acquisition	3,386	3,248
120	Telecom Corp New Zealand	Value at date of acquisition	948	1,079
224	Telecom Italia	Value at date of acquisition	3,110	3,456
49	Telefonica	Value at date of acquisition	2,843	4,092
74	Telstra	Value at date of acquisition	1,019	1,141
44	Telus Corp	Value at date of acquisition	1,233	1,371
200	Vivendi	Value at date of acquisition	5,757	5,967
414	Vodafone	Value at date of acquisition	10,470	9,559
204	Volvo Aktiebolaget	Value at date of acquisition	1,254	1,755
1,730	Wolseley Plc	Value at date of acquisition	3,799	3,484
877	Xstrata Plc	Value at date of acquisition	2,860	3,175
312	Au Optronics Corp	Value at date of acquisition	2,308	3,741
149	Banco Bradesco	Value at date of acquisition	1,797	3,258
63	Gazprom	Value at date of acquisition	1,500	1,537
255	Israel Chemicals	Value at date of acquisition	3,114	3,417
135	JSC MMC Norilsk Nickel	Value at date of acquisition	3,522	1,849
74	KB Finl Group	Value at date of acquisition	6,728	3,763
91	Oil Co Lukoil	Value at date of acquisition	6,238	5,114
269	Siliconware Precision Inds	Value at date of acquisition	1,790	1,886
113	Standard Bk Group	Value at date of acquisition	3,012	3,130
888	United Microelectronics Corp	Value at date of acquisition	2,971	3,445
73	Air Prods & Chem	Value at date of acquisition	5,599	5,917
337	American Elec Pwr	Value at date of acquisition	10,627	11,724
278	American Express	Value at date of acquisition	9,622	11,265
70	Amgen Inc	Value at date of acquisition	3,291	3,960
118	Apache Corp	Value at date of acquisition	11,097	12,174
556	AT&T Inc	Value at date of acquisition	13,948	15,585
133	Avon Prods	Value at date of acquisition	2,812	4,190
345	Carnival Corp	Value at date of acquisition	9,417	10,933
193	Chevron Corp	Value at date of acquisition	21,268	19,632
77	Eaton Corp	Value at date of acquisition	3,013	4,899
826	EMC Corp	Value at date of acquisition	13,625	14,430
99	EOG Res Inc	Value at date of acquisition	6,958	9,633
131	FPL Group Inc	Value at date of acquisition	6,207	6,919
47	Freeport McMoran	Value at date of acquisition	1,862	5,405
533	General Elec Co	Value at date of acquisition	5,466	8,064
90	Goldman Sachs Group	Value at date of acquisition	14,127	15,196
285	Halliburton Co	Value at date of acquisition	7,254	8,576

Part II, Line 10b - Investments - Corporate Stock

Shares	Stock Description	Cost or Market	Book Value	FMV
294	Intel Corp	Value at date of acquisition	5,365	5,998
54	International Business Machs	Value at date of acquisition	5,246	7,069
609	JP Morgan Chase	Value at date of acquisition	26,001	25,377
78	Johnson & Johnson	Value at date of acquisition	5,167	5,024
484	Lowes Cos Inc	Value at date of acquisition	11,521	11,321
44	Marathon Oil Corp	Value at date of acquisition	1,223	1,374
76	McDonalds Corp	Value at date of acquisition	1,831	4,745
117	Medco Health Solutions	Value at date of acquisition	5,813	7,477
140	Merck & Co	Value at date of acquisition	2,483	5,116
68	Monsanto Co	Value at date of acquisition	5,799	5,559
254	Morgan Stanley	Value at date of acquisition	6,146	7,518
253	Occidental Pete Corp	Value at date of acquisition	14,887	20,582
329	PG&E Corp	Value at date of acquisition	10,318	14,690
464	Pfizer	Value at date of acquisition	6,685	8,440
154	Phillip Morris Intl	Value at date of acquisition	4,872	7,421
196	PNC Finl Svcs Group	Value at date of acquisition	10,066	10,347
99	Proctor & Gamble	Value at date of acquisition	6,371	6,002
141	Prudential Finl	Value at date of acquisition	5,841	7,016
103	Sempra Energy	Value at date of acquisition	5,615	5,766
193	Thermo Fisher Scientific	Value at date of acquisition	10,040	9,204
273	United Technologies Corp	Value at date of acquisition	9,149	18,949
690	US Bancorp	Value at date of acquisition	16,396	15,532
87	Wal-Mart Stores	Value at date of acquisition	4,605	4,650
460	Wells Fargo	Value at date of acquisition	15,276	12,415
152	Western Union	Value at date of acquisition	2,892	2,865
103	AES Corp	Value at date of acquisition	1,016	1,371
106	Alpha Nat Res	Value at date of acquisition	3,799	4,598
173	Axis Cap Hldgs	Value at date of acquisition	4,515	4,915
230	D R Horton	Value at date of acquisition	2,409	2,500
123	Fluor Corp	Value at date of acquisition	5,557	5,540
70	L-3 Communications	Value at date of acquisition	4,748	6,087
255	Lam Research Corp	Value at date of acquisition	6,800	9,999
189	Life Technologies Corp	Value at date of acquisition	6,275	9,870
76	Manpower	Value at date of acquisition	4,318	4,148
209	Nabors Inds	Value at date of acquisition	3,652	4,575
104	Navistar Intl Corp	Value at date of acquisition	3,817	4,019
188	Nordstrom	Value at date of acquisition	3,950	7,065
69	O'Reilly Automotive	Value at date of acquisition	2,722	2,630
290	Penney J C Co	Value at date of acquisition	8,654	7,717
137	Smucker	Value at date of acquisition	6,614	8,460
248	United Sts Stl Corp	Value at date of acquisition	9,034	13,670
126	Weyerhaeuser Co	Value at date of acquisition	4,937	5,435
138	Zions Bancorporation	Value at date of acquisition	1,920	1,770
108	Ace Ltd	Value at date of acquisition	5,909	5,443
111	Diageo Plc	Value at date of acquisition	6,185	7,705
39	Potash Corp	Value at date of acquisition	3,191	4,232
121	Transocean Ltd	Value at date of acquisition	7,225	10,019
288	Abbott Labs	Value at date of acquisition	14,877	15,549
145	Adobe Sys	Value at date of acquisition	5,064	5,333

Part II, Line 10b - Investments - Corporate Stock

Shares	Stock Description	Cost or Market	Book Value	FMV
85	Amazon com	Value at date of acquisition	9,038	11,434
197	American Express	Value at date of acquisition	6,528	7,983
208	American Tower Corp	Value at date of acquisition	7,415	8,988
122	Apple Inc	Value at date of acquisition	18,376	25,709
32	Baidu Inc	Value at date of acquisition	12,580	13,160
89	Directv	Value at date of acquisition	2,195	2,968
703	Dow Chem Co	Value at date of acquisition	14,847	19,424
84	Eog Res Inc	Value at date of acquisition	7,231	8,173
231	General Dynamics	Value at date of acquisition	11,766	15,747
231	Gilead Sciences	Value at date of acquisition	10,714	9,995
96	Goldman Sachs Group	Value at date of acquisition	9,282	16,209
47	Google	Value at date of acquisition	17,934	29,139
172	International Business Machs	Value at date of acquisition	17,894	22,515
380	JP Morgan Chase	Value at date of acquisition	10,578	15,835
208	Johnson & Johnson	Value at date of acquisition	12,917	13,397
66	Mastercard	Value at date of acquisition	9,457	16,895
360	McDonalds Corp	Value at date of acquisition	18,104	22,478
356	Merck & Co	Value at date of acquisition	11,890	13,008
206	Nike Inc	Value at date of acquisition	11,144	13,610
210	Norfolk Southern Corp	Value at date of acquisition	10,894	11,008
137	Praxair Inc	Value at date of acquisition	8,794	11,002
421	Qualcomm Inc	Value at date of acquisition	18,058	19,475
332	Union Pac Corp	Value at date of acquisition	12,927	21,215
435	US Bancorp	Value at date of acquisition	7,332	9,792
176	Visa Inc	Value at date of acquisition	10,925	15,393
615	Wells Fargo	Value at date of acquisition	15,696	16,599
287	Yahoo	Value at date of acquisition	5,022	4,816
77	Nordstrom	Value at date of acquisition	2,659	2,894
65	NRG Energy	Value at date of acquisition	1,588	1,535
108	PPG Inds	Value at date of acquisition	5,990	6,322
18	Priceline	Value at date of acquisition	3,967	3,931
112	Starwood Hotels	Value at date of acquisition	2,229	4,096
202	BHP Billiton	Value at date of acquisition	9,264	12,898
133	HSBC Hldgs	Value at date of acquisition	7,139	7,593
49	Potash Corp	Value at date of acquisition	3,647	5,317
279	Transocean	Value at date of acquisition	21,645	23,101
349	Petroleo Brasileiro	Value at date of acquisition	11,565	16,640
146	Wells Fargo	Value at date of acquisition	2,938	3,752
20,642	Cerner Corp	Value at date of acquisition	371,151	1,701,726
23,340	Pimco Foreign Bond Fund	Value at date of acquisition	265,000	233,630
14,442	Artio Global High Income	Value at date of acquisition	145,000	146,300
86,120	Columbia Select Large Cap Growth	Value at date of acquisition	857,008	873,259
15,618	Columbia Value and Restructuring	Value at date of acquisition	718,016	668,281
8,460	Columbia ACORN	Value at date of acquisition	220,000	208,787
20,237	Columbia Mid Cap Index	Value at date of acquisition	183,076	186,990
9,612	Columbia Mid Cap Value	Value at date of acquisition	135,000	106,506
7,182	Columbia Small Cap Growth	Value at date of acquisition	150,000	172,946
8,245	Columbia Small Cap Value	Value at date of acquisition	90,000	90,613
7,669	Columbia ACORN International	Value at date of acquisition	125,000	181,288

Part II, Line 10b - Investments - Corporate Stock

Shares	Stock Description	Cost or Market	Book Value	FMV
37,570	Columbia Marsico International	Value at date of acquisition	382,470	401,256
13,500	Vangaurd Intl Equity Index	Value at date of acquisition	459,241	553,500
46,376	Pimco Commodity Realreturn Strategy	Value at date of acquisition	340,000	383,992
354	Columbia Lifegoal Balanced Growth	Value at date of acquisition	2,500	3,484
2,102	Columbia Lifegoal Inc & Growth	Value at date of acquisition	18,050	20,371
100	Cerner Corp	Value at date of acquisition	4,989	6,925
794	Columbia Lifegoal Inc & Growth	Value at date of acquisition	6,300	7,702
180	Cerner Corp	Value at date of acquisition	10,292	14,839
343	Columbia Lifegoal Income	Value at date of acquisition	3,100	3,326
185	Columbia Lifegoal Inc & Growth	Value at date of acquisition	1,450	1,790
368	Columbia Lifegoal Inc & Growth	Value at date of acquisition	2,900	3,566
74	Columbia Lifegoal Balanced Growth	Value at date of acquisition	547	731
20	Cerner Corp	Value at date of acquisition	908	1,649
414	Columbia Lifegoal & Growth	Value at date of acquisition	3,872	4,013
468	Columbia Lifegoal Balanced Growth	Value at date of acquisition	3,169	4,611
47	Cerner Corp	Value at date of acquisition	2,920	3,875
153	Columbia Lifegoal Inc & Growth	Value at date of acquisition	1,200	1,481
23	Cerner Corp	Value at date of acquisition	814	1,896
30,985	Cerner Corp	Value at date of acquisition	1,440,089	2,554,403
112	Columbia Lifegoal Balanced Growth	Value at date of acquisition	804	1,104
7	Cerner Corp	Value at date of acquisition	265	577
20	Cerner Corp	Value at date of acquisition	962	1,649
118	Columbia Lifegoal Inc & Growth	Value at date of acquisition	1,008	1,141
3,152	Columbia Lifegoal Balanced Growth	Value at date of acquisition	29,900	31,050
100	Cerner Corp	Value at date of acquisition	1,901	2,885
2,795	Columbia Lifegoal Balanced Growth	Value at date of acquisition	20,050	27,528
111	Columbia Lifegoal Balanced Growth	Value at date of acquisition	975	1,089
175	Cerner Corp	Value at date of acquisition	23,236	30,915
29	Columbia Lifegoal & Growth	Value at date of acquisition	280	278
6,104	Columbia Lifegoal Balanced Growth	Value at date of acquisition	49,652	60,122
185	Cerner Corp	Value at date of acquisition	7,425	15,251
100	Columbia Lifegoal Inc & Growth	Value at date of acquisition	840	969
13	Cerner Corp	Value at date of acquisition	552	1,072
15	Cerner Corp	Value at date of acquisition	707	1,237
717	Columbia Lifegoal Inc & Growth	Value at date of acquisition	6,233	6,950
115	Columbia Lifegoal Balanced Growth	Value at date of acquisition	1,000	1,137
30	Cerner Corp	Value at date of acquisition	2,232	2,473
4	Cerner Corp	Value at date of acquisition	239	330
35	Cerner Corp	Value at date of acquisition	2,025	2,885
154	Columbia Lifegoal Inc & Growth	Value at date of acquisition	1,500	1,497
930	Cerner Corp	Value at date of acquisition	58,562	76,669
14	Cerner Corp	Value at date of acquisition	879	1,154
2,067	Columbia Lifegoal Inc & Growth	Value at date of acquisition	19,700	20,031
16	Cerner Corp	Value at date of acquisition	1,004	1,319
430	Columbia Lifegoal Inc & Growth	Value at date of acquisition	4,100	4,165
60	Cerner Corp	Value at date of acquisition	4,442	4,947
321	Columbia Lifegoal Income	Value at date of acquisition	3,100	3,113
6	Cerner Corp	Value at date of acquisition	490	495
6	Cerner Corp	Value at date of acquisition	500	495

Part II, Line 10b - Investments - Corporate Stock

<u>Shares</u>	<u>Stock Description</u>	<u>Cost or Market</u>	<u>Book Value</u>	<u>FMV</u>
10	Cerner Corp	Value at date of acquisition	793	824
202	Columbia Lifegoal Inc & Growth	Value at date of acquisition	1,950	1,960
25	Cerner Corp	Value at date of acquisition	1,924	2,061
103	Cowan	Value at date of acquisition	1,000	1,002
7	Cerner Corp	Value at date of acquisition	529	577
260	Columbia Lifegoal Balanced Growth	Value at date of acquisition	2,575	2,562
13	Cerner Corp	Value at date of acquisition	973	1,072
140	Cerner Corp	Value at date of acquisition	11,868	11,542
			<u>7,391,394</u>	<u>10,228,870</u>

Part II, Line 10c - Investments - Corporate Bonds

<u>Name</u>	<u>Cost or Market</u>	<u>Book Value</u>	<u>FMV</u>
2011 SBC Communications	Value at date of acquisition	59,995	63,538
Abbott Labs	Value at date of acquisition	101,695	106,063
Bank Amer Corp	Value at date of acquisition	51,739	53,566
United Technologies Corp	Value at date of acquisition	101,690	109,354
2013 JP Morgan Chase	Value at date of acquisition	49,881	53,325
Credit Suisse First Boston	Value at date of acquisition	75,782	81,476
SBC Communications Inc	Value at date of acquisition	101,863	107,566
Berkshire Hathaway	Value at date of acquisition	78,526	80,298
2015 Georgia Pwr	Value at date of acquisition	100,649	108,236
Barclays	Value at date of acquisition	101,140	103,190
		<u>822,960</u>	<u>866,612</u>

Part II, Line 13 - Investments - Other

<u>Shares</u>	<u>Description</u>	<u>Cost or Market</u>	<u>Book Value</u>	<u>FMV</u>
122	Boston Properties Inc REIT	Value at date of acquisition	5,435	8,182
91	Equity Residential	Value at date of acquisition	2,718	3,074
195	Rayonier Inc REIT	Value at date of acquisition	8,521	8,221
			<u>16,674</u>	<u>19,477</u>

First Hand Foundation has taken affirmative action to terminate its Private Foundation status under Section 507(b)(1)(B) beginning January 1, 2006 and has filed the required consent under Section 6501(c)(4). Accordingly, Form 990-PF is being filed without paying the tax on investment income.

Part VIII, Line 1 - Officers and Directors

<u>Name</u>	<u>Address</u>	<u>Title</u>	<u>Hours per Month</u>	<u>Compensation</u>
Neal L. Patterson	2800 Rockcreek Parkway Kansas City, MO 64117	President and Director	1	0
Marc G. Naughton	2800 Rockcreek Parkway Kansas City, MO 64117	Vice President, Treasurer and Director	1	0
Randy D. Sims	2800 Rockcreek Parkway Kansas City, MO 64117	Secretary	1	0
Clifford W. Illig	2800 Rockcreek Parkway Kansas City, MO 64117	Director	1	0
Jeanne Patterson	2800 Rockcreek Parkway Kansas City, MO 64117	Chairman	10	0

Part XV Supplementary Information3. Grants and Contributions Paid During the Year

<u>Recipient</u>	<u>Relationship</u>	<u>Status</u>	<u>Purpose</u>	<u>Amount</u>
American Royal Association 1701 American Royal Court Kansas City, MO 64102	N/A	Exempt	General	56,000
Bear Cottage PO Box 2500 Manly, NSW 1655	N/A	Exempt	General	8,264
Candlelighters Canada Childhood Cancer Foundation 1300 Yonge St , Suite #405 Toronto, Ontario M4T 1X3	N/A	Exempt	General	8,991
Church of the Nativity 3800 W. 119th Street Leawood, KS 66209	N/A	Exempt	General	7,500
Colonial Presbyterian Church 12501 W 137th Street Overland Park, KS 66221	N/A	Exempt	General	5,000
The Ellis Foundation PO Box 54 Fort Scott, KS 66701	N/A	Exempt	General	24,000
EMDR Humanitarian Assistance Programs, Inc 64 Hall Street Hamden, CT 06517	N/A	Exempt	General	32,077
First Hand Foundation (UK) 35 Vine Street London EC3N 2AA	N/A	Exempt	General	22,347
Good Shepherd Catholic Church 12800 W 75th Street Shawnee, KS 66216	N/A	Exempt	General	8,400
Heart of America Boy Scouts PO Box 414177 Kansas City, MO 64141-4177	N/A	Exempt	General	10,000
Morningside Presbyterian Church 1411 N Morningside Drive NE Atlanta, GA 30306	N/A	Exempt	General	5,000
Operation Breakthrough 3039 Troost Kansas City, MO 64109	N/A	Exempt	Children's Health Program	10,000
Project Explore, Inc 6811 W 63rd Street Overland Park, KS 66202	N/A	Exempt	General	38,608

Part XV Supplementary Information3. Grants and Contributions Paid During the Year

<u>Recipient</u>	<u>Relationship</u>	<u>Status</u>	<u>Purpose</u>	<u>Amount</u>
St. Gabriel Church 4737 N. Cleveland Ave Kansas City, MO 64117	N/A	Exempt	General	9,000
St. James Catholic Church 309 S Stewart Rd Liberty, MO 64068	N/A	Exempt	General	15,000
St. Mark's Catholic Church 3736 S Lee's Summit Rd Independence, MO 64055	N/A	Exempt	General	6,400
Other Miscellaneous Contributions Under \$5,000				58,593
				<u>325,180</u>



Application for assistance

YOU MUST MEET THE FOLLOWING REQUIREMENTS BEFORE SUBMITTING AN APPLICATION:

- Income guidelines
- Age (18 or younger)
- Request (health care need)

Submittal checklist (documents needed will vary depending on the request)

- Application
- Signed release of information form
- Letter from doctor on letterhead that includes the child's diagnosis, history of illness, specific request for funding and other relevant information
- Letter of medical necessity from a social worker if requesting displacement assistance
- Letter from the provider on letterhead showing the original cost and estimated discount (discount must be given in order to receive assistance)
- First page of your most recent federal income tax return/W-2
- Letter of denial from the insurance company
- Child's photograph (this is not a requirement)

For questions regarding your application or the First Hand Foundation, please contact us at:

Phone: 816.201.1569 Fax: 816.571.1569 E-mail: firsthandfoundation@cerner.com Web site: www.firsthandfoundation.org

Child's information

Last name _____ First name _____ Age _____ Birthdate (MM) (DD) (YYYY)
 Race _____ Citizenship _____ Male Female

Family's information

Mother's last name _____ First name _____ Occupation _____
 Address _____ City _____ State _____ Zip _____ Country _____
 Home phone _____ Cell phone _____ E-mail address _____
 Father's last name _____ First name _____ Occupation _____
 Address _____ City _____ State _____ Zip _____ Country _____
 Home phone _____ Cell phone _____ E-mail address _____
 Number of parents _____ Number of dependent children _____ Guardian of the child _____ Speak English? Yes No
 If no, primary language _____ Health insurance name (Private) _____ (Medicaid) _____
 Gross family income (prior year) \$ _____ Child Support \$ _____ SSI (U S only) \$ _____ Disability \$ _____
 Last year's out-of-pocket medical expenses for the child \$ _____ Amount requested from First Hand \$ _____
 Has funding been sought from additional sources? Yes No If yes, please list _____
 If funding has been received, from whom? _____ Amount \$ _____
 How did you hear about First Hand? Family Friend Social worker Hospital professional Internet Other _____

Medical information (physician associated with current care)

Physician's last name _____ First name _____ Title (DO, MD, etc) _____
 Social worker's last name _____ First name _____ Title _____
 Child's clinical diagnosis _____ Age at onset of illness _____
 Description of request _____ History of illness/health condition _____



Application continued

Complete the portion being requested. The First Hand Foundation reserves the right to distribute funds at its sole discretion. Please indicate exact address where funding will be sent to. First Hand will send money directly to the treatment provider, equipment company, hospital, etc., and not directly to the recipient family. A discount **MUST** be given for any request in order to be considered for funding.

Clinical request—services (surgeries, clinic visits, procedures, therapy, etc.)

Type of treatment _____
Number of treatments/visits _____ Cost per treatment/visit \$ _____ Discounted price \$ _____
If funding is granted, who will receive payment? (Company/provider) _____ Make to attention of _____
Address _____ City _____ State _____ Zip _____

Clinical request—medication

Name of medication _____ Dosage _____ Frequency _____
Number of months needed _____ Cost per month \$ _____ Discounted price \$ _____
If funding is granted, who will receive payment? (Provider/supplier) _____ Make to attention of _____
Address _____ City _____ State _____ Zip _____

Equipment/supply request

Type of equipment/supplies _____ Cost per equipment \$ _____ Discounted price \$ _____
If funding is granted, who will receive payment? (Provider/supplier) _____ Make to attention of _____
Address _____ City _____ State _____ Zip _____

Displacement request—travel

Must have official estimate and contact info for the transportation provider(s). Please check with Angel Flight or major airlines for assistance.

Purpose of travel _____ Transportation between which cities _____
Method of transportation: Plane Car Train Public transportation Estimated roundtrip mileage (if traveling by car) _____
Number of individuals _____ Number of roundtrips _____ Cost per adult \$ _____ Cost per child \$ _____
If funding is granted, who will receive payment (funding will not be sent to family)? (Company/Individual) _____
Make to attention of _____ Address _____ City _____ State _____ Zip _____

Displacement request—food

First Hand will provide \$10 per day for food (maximum of two individuals).

Number of individuals _____ Number of days needed _____ Does the hospital provide meal assistance/vouchers? Yes No
If funding is granted, who will receive payment (funding will not be sent to family)? (Company/Individual) _____
Address _____ City _____ State _____ Zip _____

Displacement request—lodging Is charitable housing an option? Yes _____ No _____

Number of individuals _____ Number of nights _____ Type of lodging _____ Discounted cost per night \$ _____
If funding is granted, who will receive payment? (Company) _____ Make to attention of _____
Address _____ City _____ State _____ Zip _____



Consent to release information and affirmation

REQUIRED—Consent to release information and affirmation

I do hereby authorize all hospitals, financial institutions and insurance groups to release to the First Hand Foundation, or its duly authorized representatives, any information deemed necessary to complete its investigation of my application for financial assistance. In addition, I do hereby authorize all hospitals, financial institutions and insurance groups to release to the First Hand Foundation, or its duly authorized representatives, any information or itemized statements that pertain to the diagnosis and treatment of the child and related expenses I further authorize the First Hand Foundation and its representatives to provide such information to those institutions as may be reasonably required to assist our family and our child. All consents given herein shall continue until such time as the undersigned provides notice of termination in writing.

In order for First Hand Foundation, a non-profit organization to advance supplemental family support expenses in conjunction with the medical treatment of _____(child) the undersigned do hereby affirm as follows.

1. The undersigned are the parents or guardians of the child.
2. The term "non-medical expenses" is understood to mean lodging, food, gas, parking and transportation for children who require treatment incurred by the family or guardian of the above-named child in conjunction with that child receiving medical treatment. Financial assistance will be provided with the use of said funds to be specified by First Hand Foundation
3. The undersigned further agree(s) to return any unused funds immediately to the First Hand Foundation so that those funds can be utilized by the organization to benefit other families.
4. The undersigned acknowledge(s) and agree(s) to maintain records that will be made available to the First Hand Foundation upon reasonable request, detailing the expenditures made from the funds provided by the organization.

The First Hand Foundation may pursue restitution for grants if it is determined that the information submitted on the application is false

I have read the guidelines for financial assistance and I declare that the information furnished on this application form, including attached sheets, is true and correct to the best of my knowledge. (Please refer to the checklist at the top of page one of the application and attach all required documentation prior to submitting the application.)

When awarding a grant, the First Hand Foundation is not advocating for the specific health care providers or medical equipment suppliers, but only providing the funds to enable you to access the services and equipment. You acknowledge and agree that accepting a grant from the First Hand Foundation is strictly voluntary. Furthermore, you agree that you will be responsible for any choices you make regarding the medical care, equipment or supplies, or for the failure, malfunction, repairs or ongoing maintenance of any equipment obtained as a result of the grant of funds.

Dated this (Day) _____ day of (Month) _____, in the year (Year) _____

Mother/guardian signature _____ Please print name _____

Father/guardian signature _____ Please print name _____

Media release consent

I hereby give my permission for the First Hand Foundation and/or its representatives to use photographs, audio tape recordings, letters, information or videotape of my child or myself and to use our names, information, these images or voice recordings in publications, slides, videotapes, motion pictures or on the Internet


I understand they will be used to inform families, volunteers, media and the general public about the First Hand Foundation and its programs, services or events. I gladly give this authorization to support the efforts of the First Hand Foundation. I understand this authorization shall continue until terminated in writing

Signing the media release form is not a requirement in order to receive assistance from the First Hand Foundation

Child's name (please print) _____ DOB _____

Parent/guardian signature _____ Date _____

Address _____ City _____ State _____ Zip _____





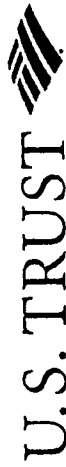
Bank of America Private Wealth Management

IM FIRST HAND FDN FIXED/CERNER

Short term transactions

This category includes all assets held 12 months or less.

Description	Cusip	Number of shares exchanged	Acquisition Date	Sale date	Gross proceeds less commissions	Tax cost	Net gain or loss
ZIONS BANCORPORATION	989701107	36	10/06/08	01/15/09	\$665 94	\$1,470 06	\$-804 12
ZIONS BANCORPORATION	989701107	3	09/04/08	01/15/09	\$55 49	\$123 96	\$-68 47
ZIONS BANCORPORATION	989701107	10	10/03/08	01/15/09	\$182 45	\$445 46	\$-263 01
ZIONS BANCORPORATION	989701107	26	10/14/08	01/16/09	\$435 24	\$988 17	\$-552 93
ZIONS BANCORPORATION	989701107	26	10/15/08	01/16/09	\$435 25	\$1,057 96	\$-622 71
ZIONS BANCORPORATION	989701107	1	10/14/08	01/16/09	\$16 37	\$38 01	\$-21 64
SUNTRUST BANKS INC	867914103	3	07/23/08	01/20/09	\$48 99	\$128 72	\$-79 73
SUNTRUST BANKS INC	867914103	43	07/24/08	01/20/09	\$702 12	\$1,775 25	\$-1,073 13
SUNTRUST BANKS INC	867914103	61	07/12/08	01/20/09	\$996 03	\$2,507 41	\$-1,511 38
WELLS FARGO & CO (NEW)	949746101	41	01/30/08	01/20/09	\$621 10	\$621 10	\$0 00
SUNTRUST BANKS INC	867914103	34	07/24/08	01/20/09	\$601 64	\$1,394 73	\$-793 09
SUNTRUST BANKS INC	867914103	8	07/24/08	01/20/09	\$130 63	\$328 17	\$-197 54
WELLS FARGO & CO (NEW)	949746101	31	01/30/08	01/20/09	\$469 62	\$1,023 74	\$-554 12
US BANCORP DEL NEW	902973304	58	08/22/08	01/20/09	\$941 42	\$941 42	\$0 00
US BANCORP DEL NEW	902973304	72	08/20/08	01/20/09	\$1,168 65	\$1,168 65	\$0 00
US BANCORP DEL NEW	902973304	8	07/23/08	01/20/09	\$129 85	\$129 85	\$0 00
US BANCORP DEL NEW	902973304	31	08/21/08	01/20/09	\$503 17	\$503 17	\$0 00
SUNTRUST BANKS INC	867914103	43	07/30/08	01/21/09	\$653 75	\$1,747 89	\$-1,094 14
SUNTRUST BANKS INC	867914103	12	07/30/08	01/21/09	\$182 44	\$484 77	\$-302 33
WELLS FARGO & CO (NEW)	949746101	31	01/30/08	01/21/09	\$454 75	\$1,023 74	\$-568 99
SUNTRUST BANKS INC	867914103	25	07/24/08	01/21/09	\$380 08	\$1,025 53	\$-645 45
WELLS FARGO & CO (NEW)	949746101	6	02/04/08	01/22/09	\$96 74	\$191 51	\$-94 77
US BANCORP DEL NEW	902973304	3	08/20/08	01/22/09	\$44 41	\$44 41	\$0 00
WELLS FARGO & CO (NEW)	949746101	39	01/30/08	01/22/09	\$628 82	\$1,287 93	\$-659 11
DEERE & CO	244199105	26	12/09/08	01/27/09	\$931 61	\$979 87	\$-48 26
AMAZON COM INC	023135106	26	01/09/09	01/30/09	\$1,521 63	\$1,450 64	\$70 99



Bank of America Private Wealth Management

IM FIRST HAND FDN FIXED/CERNER

2009 Tax Information Letter

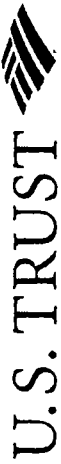
Account Number 011010022160

Page 8

Short term transactions

This category includes all assets held 12 months or less

Description	Cusip	Number of shares exchanged	Acquisition Date	Sale date	Gross proceeds less commissions	Tax cost	Net gain or loss
AMAZON COM INC	023135106	4	01/08/09	01/30/09	\$234 10	\$228 56	\$5 54
TARGET CORP	87612E106	19	08/22/08	02/02/09	\$574 68	\$992 46	\$-417 78
ORACLE CORPORATION	68389X105	10	10/29/08	02/02/09	\$169 45	\$180 12	\$-10 67
ORACLE CORPORATION	68389X105	65	10/31/08	02/02/09	\$1,101 46	\$1,184 24	\$-82 78
ROYAL BANK OF SCOTLAND	780097689	943	05/01/08	02/04/09	\$55 76	\$1,266 25	\$-1,210 49
ROYAL BANK OF SCOTLAND	780097689	7 18	03/10/08	02/04/09	\$42 42	\$954 09	\$-911 67
ROYAL BANK OF SCOTLAND	780097689	23 68	07/08/08	02/04/09	\$140 01	\$1,806 24	\$-1,666 23
ROYAL BANK OF SCOTLAND	780097689	12 71	06/11/08	02/04/09	\$75 15	\$1,118 85	\$-1,043 70
DISNEY WALT CO	254687106	38	12/09/08	02/05/09	\$710 65	\$936 09	\$-225 44
AMGEN INC	031162100	40	06/27/08	02/06/09	\$2,310 35	\$1,880 60	\$429 75
ARCELORMITTAL SA LUXEMBOURG N Y	03938L104	30	09/11/08	02/12/09	\$745 80	\$1,856 68	\$-1,110 88
US BANCORP DEL NEW	902973304	1	08/20/08	02/17/09	\$11 07	\$11 07	\$0 00
US BANCORP DEL NEW	902973304	43	07/18/08	02/17/09	\$475 95	\$475 95	\$0 00
US BANCORP DEL NEW	902973304	37	07/18/08	02/17/09	\$409 54	\$409 54	\$0 00
DISNEY WALT CO	254687106	5	12/09/08	02/18/09	\$88 66	\$123 17	\$-34 51
DISNEY WALT CO	254687106	46	12/10/08	02/18/09	\$815 69	\$1,098 30	\$-282 61
HESS CORP	42809H107	2	03/20/08	02/19/09	\$105 83	\$174 28	\$-68 45
HESS CORP	42809H107	13	03/19/08	02/19/09	\$687 86	\$1,182 92	\$-495 06
HESS CORP	42809H107	3	05/19/08	02/19/09	\$158 74	\$390 58	\$-231 84
HESS CORP	42809H107	41	05/20/08	02/19/09	\$2,169 42	\$5,407 29	\$-3,237 87
ABB LTD SPONSORED ADR	000375204	50	12/22/08	02/19/09	\$607 98	\$672 11	\$-64 13
ABB LTD SPONSORED ADR	000375204	11	12/29/08	02/19/09	\$133 76	\$160 99	\$-27 23
ABB LTD SPONSORED ADR	000375204	78	12/17/08	02/19/09	\$948 46	\$1,190 21	\$-241 75
WELLS FARGO & CO (NEW)	949746101	34	12/03/08	02/20/09	\$322 05	\$900 69	\$-578 64
WELLS FARGO & CO (NEW)	949746101	71	12/03/08	02/20/09	\$672 53	\$1,869 50	\$-1,196 97
WELLS FARGO & CO (NEW)	949746101	36	11/07/08	02/20/09	\$341 00	\$984 60	\$-643 60



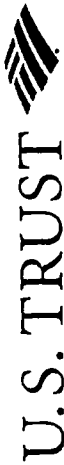
Bank of America Private Wealth Management

IM FIRST HAND FDN FIXED/CERNER

Short term transactions

This category includes all assets held 12 months or less

Description	Cusip	Number of shares exchanged	Acquisition Date	Sale date	Gross proceeds less commissions	Tax cost	Net gain or loss
TARGET CORP	87612E106	21	08/21/08	02/24/09	\$594.34	\$1,068.27	\$-473.93
LOWES COMPANIES INC	548661107	93	09/19/08	02/24/09	\$1,448.99	\$2,390.71	\$-941.72
STATOIL ASA SPONSORED ADR	85771P102	45	03/18/08	02/24/09	\$753.20	\$1,343.26	\$-590.06
ROYAL DUTCH SHELL PLC SPONSORED	780259206	18	05/29/08	02/24/09	\$845.65	\$1,558.99	\$-713.34
CHINA PETE & CHEM CORP SPONSORED	16941R108	17	06/11/08	02/24/09	\$948.35	\$1,617.27	\$-668.92
TARGET CORP	87612E106	22	08/22/08	02/24/09	\$622.65	\$1,149.17	\$-526.52
TOTAL S A SPONSORED ADR	89151E109	2	07/01/08	02/24/09	\$98.39	\$166.60	\$-68.21
DEVON ENERGY CORPORATION NEW	25179M103	16	10/22/08	02/24/09	\$742.43	\$1,111.08	\$-368.65
TARGET CORP	87612E106	45	10/14/08	02/24/09	\$1,273.60	\$1,822.27	\$-548.67
HESS CORP	42809H107	53	03/20/08	02/25/09	\$2,667.38	\$4,618.54	\$-1,951.16
MONSANTO CO NEW	61166W101	10	10/08/08	02/25/09	\$741.63	\$741.63	\$0.00
MONSANTO CO NEW	61166W101	4	10/08/08	02/25/09	\$296.65	\$319.35	\$-22.70
UNION PACIFIC CORP	90781R108	12	11/02/08	02/25/09	\$468.21	\$752.28	\$-284.07
UNITEDHEALTH GROUP INC	91324P102	2	02/06/09	03/03/09	\$35.64	\$35.64	\$0.00
UNITEDHEALTH GROUP INC	91324P102	33	01/28/09	03/03/09	\$587.98	\$587.98	\$0.00
TARGET CORP	87612E106	24	10/17/08	03/03/09	\$631.24	\$939.64	\$-308.40
TARGET CORP	87612E106	22	10/14/08	03/03/09	\$578.64	\$879.33	\$-300.69
TARGET CORP	87612E106	46	10/13/08	03/03/09	\$1,209.89	\$1,850.43	\$-640.54
TARGET CORP	87612E106	41	10/14/08	03/03/09	\$1,078.38	\$1,660.29	\$-581.91
UNITEDHEALTH GROUP INC	91324P102	35	02/06/09	03/03/09	\$623.61	\$1,013.34	\$-389.73
UNITEDHEALTH GROUP INC	91324P102	30	02/04/09	03/03/09	\$534.53	\$534.53	\$0.00
ORACLE CORPORATION	68389X105	115	10/29/08	03/04/09	\$1,730.18	\$2,071.36	\$-341.18
BHP BILLITON PLC SPONSORED ADR	05345E209	7	11/24/08	03/04/09	\$230.35	\$207.04	\$23.31
MICHELIN COMPAGNIE GENERALE	59410T106	89	01/14/09	03/04/09	\$566.35	\$905.39	\$-339.04
EUROPEAN AERONAUTIC DEFENCE &	29875W100	42	02/25/09	03/05/09	\$556.36	\$619.72	\$-63.36
UNITEDHEALTH GROUP INC	91324P102	36	01/29/09	03/05/09	\$610.11	\$1,034.96	\$-424.85



Bank of America Private Wealth Management

2009 Tax Information Letter

Account Number 011010022160

Page 10

IM FIRST HAND FDN FIXED/CERNER

Short term transactions

This category includes all assets held 12 months or less.

Description	Cusip	Number of shares exchanged	Acquisition Date	Sale date	Gross proceeds less commissions	Tax cost	Net gain or loss
UNITEDHEALTH GROUP INC	91324P102	62	01/15/09	03/05/09	\$1,050.74	\$2,476.43	\$-1,425.69
UNITEDHEALTH GROUP INC	91324P102	3	01/03/09	03/05/09	\$50.84	\$121.88	\$-71.04
AMGEN INC	031162100	67	06/27/08	03/06/09	\$3,107.28	\$3,150.00	\$-42.72
AMGEN INC	031162100	10	06/27/08	03/06/09	\$465.97	\$470.15	\$-4.18
DEERE & CO	244199105	28	12/10/08	03/10/09	\$764.80	\$1,034.55	\$-269.75
NORFOLK SOUTHERN CORP	655844108	9	10/01/08	03/10/09	\$252.07	\$596.49	\$-344.42
DEERE & CO	244199105	2	12/09/08	03/10/09	\$54.63	\$75.37	\$-20.74
WAL MART STORES INC	931142103	25	11/11/08	03/11/09	\$1,185.38	\$1,185.38	\$0.00
MARSH & MCLENNAN INC	571748102	52	09/17/08	03/11/09	\$928.83	\$1,709.47	\$-780.64
SMUCKER J M CO NEW	832696405	28	01/06/09	03/11/09	\$965.51	\$1,225.80	\$-260.29
WAL MART STORES INC	931142103	15	03/24/08	03/11/09	\$711.23	\$711.23	\$0.00
L-3 COMMUNICATIONS HLDGS INC	502424104	7	07/30/08	03/11/09	\$412.34	\$412.34	\$0.00
GENERAL MILLS INC	370334104	24	11/21/08	03/11/09	\$1,189.05	\$1,523.03	\$-333.98
AON CORP	037389103	59	11/11/08	03/11/09	\$2,212.85	\$2,366.12	\$-153.27
AON CORP	037389103	1	11/11/08	03/11/09	\$37.51	\$40.49	\$-2.98
ABBOTT LABS	002824100	2	09/11/08	03/11/09	\$89.97	\$89.97	\$0.00
ABBOTT LABS	002824100	12	09/11/08	03/11/09	\$338.41	\$538.41	\$0.00
ABBOTT LABS	002824100	6	09/11/08	03/11/09	\$269.20	\$269.20	\$0.00
L-3 COMMUNICATIONS HLDGS INC	502424104	6	07/30/08	03/12/09	\$354.30	\$586.58	\$-232.28
L-3 COMMUNICATIONS HLDGS INC	502424104	2	07/30/08	03/12/09	\$118.10	\$118.10	\$0.00
LOCKHEED MARTIN CORP	539830109	46	09/19/08	03/13/09	\$2,806.10	\$5,172.06	\$-2,365.96
UNITED MICROELECTRONICS CORP	910873405	100	09/25/08	03/17/09	\$215.44	\$223.66	\$-8.22
HALLIBURTON CO	406216101	25	05/15/08	03/20/09	\$424.08	\$1,658.63	\$-1,234.55
HALLIBURTON CO	406216101	10	07/18/08	03/20/09	\$169.63	\$392.64	\$-223.01
HALLIBURTON CO	406216101	34	06/30/08	03/20/09	\$576.75	\$1,812.87	\$-1,236.12
GENENTECH INC NEW	368710406	36	10/08/08	03/26/09	\$3,420.00	\$2,775.40	\$644.60



IM FIRST HAND FDN FIXED/CERNER

Short term transactions

This category includes all assets held 12 months or less

Description	Cusip	Number of shares exchanged	Acquisition Date	Sale date	Gross proceeds less commissions	Tax cost	Net gain or loss
GENENTECH INC NEW	368710406	24	10/14/08	03/26/09	\$2,280 00	\$1,966 19	\$313 81
EAST JAPAN RY CO	273202101	29	11/24/08	04/02/09	\$251 14	\$404 19	\$-153 05
EAST JAPAN RY CO	273202101	31	11/24/08	04/02/09	\$268 45	\$268 45	\$0 00
EAST JAPAN RY CO	273202101	2	02/12/09	04/02/09	\$17 32	\$21 93	\$-4 61
SHINHAN FINL GROUP CO LTD	824596100	17	01/14/09	04/02/09	\$728 09	\$774 14	\$-46 05
SOLVAY S A	834437105	11	11/24/08	04/02/09	\$858 85	\$846 00	\$12 85
UBS AG SHS NEW	H89231338	66	02/24/09	04/06/09	\$648 10	\$606 96	\$41 14
UBS AG SHS NEW	H89231338	125	01/14/09	04/06/09	\$1,227 47	\$1,550 40	\$-322 93
FREEMPORT-MCMORAN COPPER & GOLD CL B	35671D857	20	08/22/08	04/08/09	\$812 58	\$1 830 55	\$-1,017 97
LOCKHEED MARTIN CORP	539830109	6	09/19/08	04/08/09	\$440 14	\$674 62	\$-234 48
FREEMPORT-MCMORAN COPPER & GOLD CL B	35671D857	10	08/21/08	04/08/09	\$406 29	\$934 79	\$-528 50
FREEMPORT-MCMORAN COPPER & GOLD CL B	35671D857	12	08/20/08	04/08/09	\$487 55	\$1,061 46	\$-573 91
FREEMPORT-MCMORAN COPPER & GOLD CL B	35671D857	4	08/20/08	04/08/09	\$162 52	\$351 96	\$-189 44
STATE STR CORP	857477103	47	10/14/08	04/09/09	\$1,587 83	\$2,648 28	\$-1,060 45
GENERAL MILLS INC	370334104	21	11/21/08	04/09/09	\$1,064 35	\$1,332 66	\$-268 31
GENERAL MILLS INC	370334104	20	01/06/09	04/09/09	\$1,013 67	\$1,190 69	\$-177 02
BED BATH & BEYOND INC	075896100	13	03/11/09	04/09/09	\$402 05	\$288 06	\$113 99
GENERAL MILLS INC	370334104	15	01/06/09	04/09/09	\$760 25	\$892 29	\$-132 04
BED BATH & BEYOND INC	075896100	19	03/11/09	04/09/09	\$594 55	\$421 01	\$173 54
BED BATH & BEYOND INC	075896100	13	03/11/09	04/09/09	\$408 40	\$288 06	\$120 34
GOLDMAN SACHS GROUP INC	38141G104	10	03/25/09	04/13/09	\$1,283 39	\$1,083 77	\$199 62
BED BATH & BEYOND INC	075896100	40	03/11/09	04/13/09	\$1,261 37	\$886 34	\$375 03
PETRO-CANADA	71644E102	21	05/01/08	04/14/09	\$664 17	\$1,030 36	\$-366 19
ITAU UNIBANCO BANCO MULTIPLO S A	465562106	0 25	10/21/08	04/16/09	\$3 36	\$2 93	\$0 43
STATE STR CORP	857477103	98	10/14/08	04/16/09	\$3,289 34	\$5,521 96	\$-2,232 62
ABBOTT LABS	002824100	28	09/11/08	04/17/09	\$1,213 28	\$1,649 90	\$-436 62



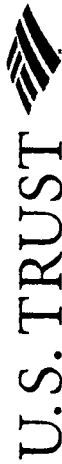
Bank of America Private Wealth Management

IM FIRST HAND FDN FIXED/CERNER

Short term transactions

This category includes all assets held 12 months or less

Description	Cusip	Number of shares exchanged	Acquisition Date	Sale date	Gross proceeds less commissions	Tax cost	Net gain or loss
DIAGEO PLC SPONSORED ADR NEW	25243Q205	10	09/19/08	04/17/09	\$470 70	\$760 80	\$-290 10
HSBC HLDGS PLC	404280992	0 42	02/12/09	04/21/09	\$3 55	\$3 39	\$0 16
SCHERING PLOUGH CORP	806605101	35	12/10/08	04/22/09	\$762 30	\$558 04	\$204 26
SCHERING PLOUGH CORP	806605101	53	12/03/08	04/22/09	\$1,154 34	\$858 11	\$296 23
SCHERING PLOUGH CORP	806605101	38	12/03/08	04/22/09	\$824 22	\$615 25	\$208 97
SCHERING PLOUGH CORP	806605101	26	12/04/08	04/22/09	\$563 94	\$425 65	\$138 29
ROCHE HLDG LTD SPONSORED ADR	771195104	30	03/12/09	04/23/09	\$841 73	\$912 65	\$-70 92
EL PASO CORP	28336L109	40	10/01/08	04/23/09	\$275 56	\$493 97	\$-218 41
EL PASO CORP	28336L109	80	09/19/08	04/23/09	\$551 13	\$1,151 18	\$-600 05
ROCHE HLDG LTD SPONSORED ADR	771195104	55	03/12/09	04/23/09	\$1,543 16	\$1,668 95	\$-125 79
ROCHE HLDG LTD SPONSORED ADR	771195104	88	03/19/09	04/23/09	\$2,469 07	\$2,813 44	\$-344 37
AVON PRODUCTS INC	054303102	5	07/30/08	04/23/09	\$109 17	\$213 82	\$-104 65
SCHERING PLOUGH CORP	806605101	97	12/10/08	04/23/09	\$2,095 44	\$1,546 56	\$548 88
FREEMONT-MCMORAN COPPER & GOLD CL B	35671D857	18	09/19/08	04/24/09	\$731 96	\$1,282 05	\$-550 09
EL PASO CORP	28336L109	120	10/01/08	04/24/09	\$828 87	\$1,481 89	\$-653 02
FREEMONT-MCMORAN COPPER & GOLD CL B	35671D857	5	08/20/08	04/24/09	\$203 32	\$439 96	\$-236 64
SCHERING PLOUGH CORP	806605101	14	12/10/08	04/24/09	\$307 87	\$223 21	\$84 66
SCHERING PLOUGH CORP	806605101	79	11/25/08	04/24/09	\$1,737 27	\$1,231 83	\$505 44
SCHERING PLOUGH CORP	806605101	49	11/26/08	04/24/09	\$1,077 54	\$774 55	\$302 99
JOHNSON AND JOHNSON	478160104	75	10/08/08	04/27/09	\$3,848 08	\$4,733 66	\$-885 58
JOHNSON AND JOHNSON	478160104	82	10/08/08	04/28/09	\$4,174 61	\$5,175 46	\$-1,000 85
PETRO-CANADA	71644E102	12	05/01/08	04/29/09	\$374 63	\$588 78	\$-214 15
EUROPEAN AERONAUTIC DEFENCE &	29875W100	69	02/25/09	04/29/09	\$1,021 17	\$1,018 11	\$3 06
DEUTSCHE BANK AG	D18190898	13	05/01/08	04/29/09	\$690 54	\$1,584 77	\$-894 23
CHINA PETE & CHEM CORP SPONSORED	16941R108	3	06/11/08	04/29/09	\$227 43	\$285 40	\$-57 97
ARCELORMITTAL SA LUXEMBOURG N Y	03938L104	16	09/11/08	04/29/09	\$367 67	\$990 22	\$-622 55



Bank of America Private Wealth Management

IM FIRST HAND FDN FIXED/CERNER

Short term transactions

This category includes all assets held 12 months or less.

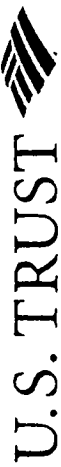
Description	Cusip	Number of shares exchanged	Acquisition Date	Sale date	Gross proceeds less commissions	Tax cost	Net gain or loss
MITSUI & CO LTD ADR	606827202	4	09/10/08	04/29/09	\$865 46	\$1,140 74	\$-275 28
WAL MART STORES INC	931142103	25	10/22/08	05/05/09	\$1,253 20	\$1,418 50	\$-165 30
WAL.MART STORES INC	931142103	12	10/08/08	05/05/09	\$601 54	\$670 62	\$-69 08
WAL.MART STORES INC	931142103	42	10/08/08	05/06/09	\$2,119 18	\$2,347 19	\$-228 01
SMUCKER J M CO NEW	832696405	6	01/06/09	05/08/09	\$243 97	\$262 67	\$-18 70
SMUCKER J M CO NEW	832696405	17	01/06/09	05/08/09	\$691 24	\$742 27	\$-51 03
SOUTHERN CO	842587107	60	01/26/09	05/08/09	\$1,767 07	\$2 115 51	\$-348 44
VOLVO AKTIEBOLAGET ADR B	928856400	71	09/10/08	05/08/09	\$521 68	\$716 15	\$-194 47
BHP BILLITON PLC SPONSORED ADR	05545E209	12	11/24/08	05/08/09	\$565 28	\$354 92	\$210 36
HSBC HLDGS PLC SPONSORED ADR NEW	404280406	6	02/12/09	05/11/09	\$261 91	\$209 02	\$52 89
WAL MART STORES INC	931142103	41	10/08/08	05/11/09	\$2,069 32	\$2,291 30	\$-221 98
HSBC HLDGS PLC SPONSORED ADR NEW	404280406	19	10/24/08	05/11/09	\$829 38	\$977 05	\$-147 67
MONSANTO CO NEW	61166W101	10	09/10/08	05/12/09	\$889 89	\$840 06	\$49 83
UNION PACIFIC CORP	907818108	13	10/13/08	05/12/09	\$625 94	\$800 73	\$-174 79
UNION PACIFIC CORP	907818108	16	11/02/08	05/12/09	\$770 39	\$1,003 03	\$-232 64
MONSANTO CO NEW	61166W101	10	10/08/08	05/12/09	\$889 89	\$798 39	\$91 50
F REEPOR-MCMORAN COPPER & GOLD CL B	35671D857	16	10/01/08	05/14/09	\$746 01	\$856 51	\$-110 50
KOHL'S CORP	500255104	40	06/18/08	05/14/09	\$1,681 54	\$1,768 29	\$-86 75
FREEPOR-MCMORAN COPPER & GOLD CL B	35671D857	17	09/19/08	05/14/09	\$792 64	\$1,210 83	\$-418 19
COOPER INDUSTRIES LTD	G24182100	14	03/13/09	05/14/09	\$466 33	\$333 61	\$132 72
COOPER INDUSTRIES LTD	G24182100	1	03/13/09	05/15/09	\$33 47	\$23 83	\$9 64
COOPER INDUSTRIES LTD	G24182100	2	03/13/09	05/15/09	\$64 93	\$47 66	\$17 27
KOHL'S CORP	500255104	3	06/18/08	05/15/09	\$125 95	\$132 62	\$-6 67
KOHL'S CORP	500255104	6	06/18/08	05/15/09	\$247 97	\$265 24	\$-17 27
COOPER INDUSTRIES LTD	G24182100	4	03/13/09	05/18/09	\$134 01	\$95 32	\$38 69
KOHL'S CORP	500255104	21	06/18/08	05/18/09	\$889 03	\$928 35	\$-39 32

IM FIRST HAND FDN FIXED/CERNER

Short term transactions

This category includes all assets held 12 months or less

Description	Cusip	Number of shares exchanged	Acquisition Date	Sale date	Gross proceeds less commissions	Tax cost	Net gain or loss
COOPER INDUSTRIES LTD	G24182100	4	03/13/09	05/18/09	\$133.96	\$95.32 *	\$38.64
COOPER INDUSTRIES LTD	G24182100	4	03/13/09	05/19/09	\$135.40	\$95.31 *	\$40.09
COOPER INDUSTRIES LTD	G24182100	2	03/13/09	05/20/09	\$68.73	\$47.66 *	\$21.07
COOPER INDUSTRIES LTD	G24182100	3	03/13/09	05/21/09	\$94.88	\$71.49 *	\$23.39
HESS CORP	42809H107	21	06/16/08	05/21/09	\$1,279.88	\$2,560.62	\$-1,280.74
COOPER INDUSTRIES LTD	G24182100	1	03/13/09	05/22/09	\$32.18	\$23.83 *	\$8.35
COOPER INDUSTRIES LTD	G24182100	4	03/13/09	05/26/09	\$130.84	\$95.31 *	\$35.53
GOLDMAN SACHS GROUP INC	38141G104	9	04/14/09	06/01/09	\$1,310.58	\$1,115.93	\$194.65
TRANSOCEAN LTD	H8817H100	48	04/16/09	06/03/09	\$3,811.05	\$3,173.72	\$637.33
FREEPORT-MCMORAN COPPER & GOLD CL B	35671D857	2	10/09/08	06/03/09	\$106.56	\$77.02	\$29.54
FREEPORT-MCMORAN COPPER & GOLD CL B	35671D857	2	10/09/08	06/03/09	\$106.23	\$85.06	\$21.17
FREEPORT-MCMORAN COPPER & GOLD CL B	35671D857	6	10/09/08	06/03/09	\$319.68	\$253.10	\$66.58
NUCOR CORP	670346105	9	07/30/08	06/03/09	\$402.90	\$532.78	\$-129.88
FREEPORT-MCMORAN COPPER & GOLD CL B	35671D857	25	10/09/08	06/03/09	\$1,332.00	\$1,063.21	\$268.79
FREEPORT-MCMORAN COPPER & GOLD CL B	35671D857	14	10/01/08	06/03/09	\$743.59	\$743.59	\$0.00
KOHL'S CORP	500255104	26	06/18/08	06/04/09	\$1,182.94	\$1,149.39	\$33.55
UNITED MICROELECTRONICS CORP	910873405	227.49	09/11/08	06/08/09	\$683.50	\$466.69	\$216.81
UNITED MICROELECTRONICS CORP	910873405	268.51	09/25/08	06/08/09	\$806.74	\$597.62	\$209.12
BHP BILLITON PLC SPONSORED ADR	05345E209	10	11/24/08	06/08/09	\$482.15	\$295.77	\$186.38
MASTERCARD INC CL A	57636Q104	16	10/08/08	06/11/09	\$2,735.83	\$2,710.90	\$24.93
UNITED STS STL CORP NEW	912909108	44	04/17/09	06/12/09	\$1,721.40	\$1,320.81	\$400.59
UNITED STS STL CORP NEW	912909108	36	04/30/09	06/12/09	\$1,408.41	\$955.00	\$453.41
NAVISTAR INTL CORP NEW	63934E108	8	04/17/09	06/26/09	\$381.81	\$299.30	\$82.51
NAVISTAR INTL CORP NEW	63934E108	6	04/17/09	06/26/09	\$286.35	\$220.15	\$66.20
MONSANTO CO NEW	61166W101	1	10/13/08	07/01/09	\$74.34	\$92.93	\$-18.59
CANON INC ADR REPSTG 5 SHS	138006309	29	11/24/08	07/01/09	\$949.05	\$854.22	\$94.83



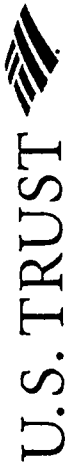
Bank of America Private Wealth Management

IM FIRST HAND FDN FIXED/CERNER

Short term transactions

This category includes all assets held 12 months or less.

Description	Cusip	Number of shares exchanged	Acquisition Date	Sale date	Gross proceeds less commissions	Tax cost	Net gain or loss
CANON INC ADR REPSTG 5 SHS	138006309	1	02/24/09	07/01/09	\$32.73	\$25.04	\$7.69
ARCELOMITTAL SA LUXEMBOURG N Y	03938L104	15	09/11/08	07/01/09	\$509.14	\$928.34	\$-419.20
MONSANTO CO NEW	61166W101	3	10/13/08	07/01/09	\$223.02	\$271.00	\$-47.98
MONSANTO CO NEW	61166W101	15	11/03/08	07/01/09	\$1,115.08	\$1,365.66	\$-250.58
HITACHI LTD	433578507	21	02/24/09	07/02/09	\$657.13	\$523.30	\$133.83
HITACHI LTD	433578507	40	09/10/08	07/02/09	\$1,251.69	\$2,894.43	\$-1,642.74
MORGAN STANLEY	617446448	54	03/11/09	07/02/09	\$1,467.73	\$1,239.71	\$228.02
MORGAN STANLEY	617446448	17	03/23/09	07/02/09	\$462.06	\$389.34	\$72.72
MASTERCARD INC CL A	57636Q104	2	10/08/08	07/06/09	\$332.25	\$338.86	\$-6.61
MORGAN STANLEY	617446448	42	03/23/09	07/06/09	\$1,116.32	\$961.91	\$154.41
MORGAN STANLEY	617446448	24	03/23/09	07/06/09	\$637.90	\$534.44	\$103.46
ABBOTT LABS	002824100	5	10/09/08	07/09/09	\$229.00	\$271.30	\$-42.30
ABBOTT LABS	002824100	30	11/13/08	07/09/09	\$1,374.01	\$1,696.26	\$-322.25
ABBOTT LABS	002824100	7	09/11/08	07/09/09	\$320.60	\$412.48	\$-91.88
SCHERING PLOUGH CORP	806605101	126	01/06/09	07/09/09	\$3,099.85	\$2,300.28	\$799.57
JOHNSON AND JOHNSON	478160104	13	07/09/08	07/09/09	\$734.82	\$862.42	\$-127.60
SCHERING PLOUGH CORP	806605101	5	01/06/09	07/09/09	\$123.16	\$91.28	\$31.88
SCHERING PLOUGH CORP	806605101	55	01/07/09	07/09/09	\$1,354.77	\$988.86	\$365.91
ABBOTT LABS	002824100	10	10/09/08	07/09/09	\$458.00	\$529.92	\$-71.92
SCHERING PLOUGH CORP	806605101	22	01/07/09	07/10/09	\$533.70	\$395.54	\$138.16
SCHERING PLOUGH CORP	806605101	40	01/05/09	07/13/09	\$978.51	\$710.14	\$268.37
FPL GROUP INC	302571104	44	01/26/09	07/13/09	\$2,376.98	\$2,160.95	\$216.03
SCHERING PLOUGH CORP	806605101	8	01/07/09	07/13/09	\$194.58	\$143.83	\$50.75
SCHERING PLOUGH CORP	806605101	160	01/07/09	07/13/09	\$3,914.02	\$2,876.67	\$1,037.35
NUCOR CORP	670346105	25	12/10/08	07/15/09	\$1,082.58	\$1,062.36	\$20.22
COOPER INDUSTRIES LTD	G24182100	12	03/11/09	07/15/09	\$362.04	\$261.09	\$100.95



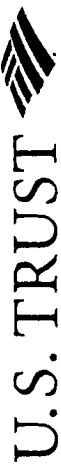
Bank of America Private Wealth Management

IM FIRST HAND FDN FIXED/CERNER

Short term transactions

This category includes all assets held 12 months or less.

Description	Cusip	Number of shares exchanged	Acquisition Date	Sale date	Gross proceeds less commissions	Tax cost	Net gain or loss
COOPER INDUSTRIES LTD	G24182100	7	03/11/09	07/15/09	\$211 01	\$153 84 *	\$57 17
COOPER INDUSTRIES LTD	G24182100	60	03/11/09	07/15/09	\$1,810 18	\$1,318 62 *	\$491 56
COOPER INDUSTRIES LTD	G24182100	14	03/13/09	07/15/09	\$422 02	\$330 10 *	\$91 92
COOPER INDUSTRIES LTD	G24182100	45	03/12/09	07/15/09	\$1,356 50	\$1,029 28 *	\$327 22
NUCOR CORP	670346105	5	03/19/09	07/15/09	\$216 52	\$192 86	\$23 66
NUCOR CORP	670346105	15	03/19/09	07/15/09	\$649 55	\$573 29	\$76 26
NUCOR CORP	670346105	50	10/03/08	07/15/09	\$2,165 15	\$1,849 98	\$315 17
HSBC HLDGS PLC SPONSORED ADR NEW	404280406	32	02/12/09	07/17/09	\$1,429 44	\$1,114 75	\$314 69
EXELON CORP	30161N101	10	01/26/09	07/24/09	\$331 33	\$568 57	\$-37 24
EXELON CORP	30161N101	2	01/26/09	07/24/09	\$107 69	\$113 71	\$-6 02
EXELON CORP	30161N101	33	01/26/09	07/24/09	\$1,776 88	\$1,876 29	\$-99 41
LAM RESH CORP	512807108	22	07/15/09	07/30/09	\$689 22	\$644 63	\$44 59
POTASH CORP SASK INC	73755L107	5	05/19/09	07/31/09	\$463 48	\$568 08	\$-104 60
TAIWAN SEMICONDUCTOR MFG ADR	874039100	0 98	05/05/09	07/31/09	\$9 94	\$10 76	\$-0 82
MARSH & MCLENNAN INC	571748102	7	09/22/08	07/31/09	\$142 57	\$229 93	\$-87 36
MARSH & MCLENNAN INC	571748102	18	09/17/08	07/31/09	\$366 60	\$591 74	\$-225 14
MARSH & MCLENNAN INC	571748102	5	09/17/08	07/31/09	\$101 78	\$164 37	\$-62 59
POTASH CORP SASK INC	73755L107	15	05/26/09	07/31/09	\$1,390 43	\$1,754 85	\$-364 42
GENZYME CORP GENERAL DIV (OLD NAME)	372917104	14	01/28/09	08/03/09	\$700 55	\$978 91	\$-278 36
POTASH CORP SASK INC	73755L107	2	05/19/09	08/03/09	\$190 20	\$227 23	\$-37 03
MARSH & MCLENNAN INC	571748102	51	09/22/08	08/03/09	\$1,055 24	\$1,675 21	\$-619 97
MARSH & MCLENNAN INC	571748102	5	09/22/08	08/03/09	\$103 19	\$164 24	\$-61 05
POTASH CORP SASK INC	73755L107	23	02/10/09	08/03/09	\$2,187 28	\$2,055 09	\$132 19
CERNER CORP	156782104	75	09/18/08	08/04/09	\$4,903 05	\$3,534 00	\$1,369 05
CERNER CORP	156782104	75	04/17/09	08/04/09	\$4,903 05	\$3,521 06	\$1,381 99
CERNER CORP	156782104	75	08/21/08	08/04/09	\$4,903 05	\$3,518 06	\$1,384 99



Bank of America Private Wealth Management

2009 Tax Information Letter

Account Number 011010022160

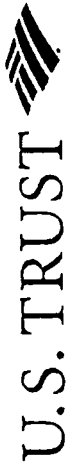
Page 17

IM FIRST HAND FDN FIXED/CERNER

Short term transactions

This category includes all assets held 12 months or less.

Description	Cusip	Number of shares exchanged	Acquisition Date	Sale date	Gross proceeds less commissions	Tax cost	Net gain or loss
CERNER CORP	156782104	80	09/04/08	08/04/09	\$5,229.92	\$3,700.80	\$1,529.12
CERNER CORP	156782104	32	08/04/08	08/04/09	\$2,091.97	\$1,470.65	\$621.32
CERNER CORP	156782104	48	08/08/08	08/04/09	\$3,137.95	\$2,184.96	\$952.99
CERNER CORP	156782104	85	03/20/09	08/04/09	\$5,556.79	\$3,738.94	\$1,817.85
CERNER CORP	156782104	85	10/03/08	08/04/09	\$5,556.79	\$3,628.65	\$1,928.14
CERNER CORP	156782104	85	04/03/09	08/04/09	\$5,556.79	\$3,611.65	\$1,945.14
CERNER CORP	156782104	90	12/26/08	08/04/09	\$5,883.66	\$3,532.28	\$2,351.38
CERNER CORP	156782104	90	12/12/08	08/04/09	\$5,883.66	\$3,480.08	\$2,403.58
CERNER CORP	156782104	90	11/14/08	08/04/09	\$5,883.66	\$3,444.08	\$2,439.58
CERNER CORP	156782104	100	02/20/09	08/04/09	\$6,537.41	\$3,724.75	\$2,812.66
CERNER CORP	156782104	95	11/26/08	08/04/09	\$6,210.53	\$3,460.61	\$2,749.92
CERNER CORP	156782104	100	01/23/09	08/04/09	\$6,537.41	\$3,628.75	\$2,908.66
CERNER CORP	156782104	100	01/09/09	08/04/09	\$6,537.40	\$3,590.95	\$2,946.45
CERNER CORP	156782104	100	10/31/08	08/04/09	\$6,537.41	\$3,549.75	\$2,987.66
CERNER CORP	156782104	75	02/06/09	08/04/09	\$4,903.05	\$2,637.56	\$2,265.49
CERNER CORP	156782104	66	03/05/09	08/04/09	\$4,314.69	\$2,311.16	\$2,003.53
HSBC HLDGS PLC SPONSORED ADR NEW	404280406	30	03/30/09	08/03/09	\$1,606.46	\$832.68	\$773.78
HSBC HLDGS PLC SPONSORED ADR NEW	404280406	16	02/12/09	08/05/09	\$856.78	\$557.38	\$299.40
UNITED MICROELECTRONICS CORP	910873405	348	09/11/08	08/05/09	\$1,145.03	\$713.92	\$431.11
NORDSTROM INC	655664100	2	04/24/09	08/12/09	\$58.98	\$45.25	\$13.73
NORDSTROM INC	655664100	13	04/24/09	08/12/09	\$383.39	\$294.05	\$89.34
NORDSTROM INC	655664100	14	05/08/09	08/12/09	\$412.88	\$314.00	\$98.88
US BANCORP DEL NEW	902973304	1	09/11/08	08/12/09	\$22.03	\$29.76	\$-7.73
NORDSTROM INC	655664100	54	05/07/09	08/12/09	\$1,592.54	\$1,259.02	\$333.52
NORDSTROM INC	655664100	44	05/07/09	08/12/09	\$1,289.07	\$1,025.87	\$263.20
NORDSTROM INC	655664100	8	05/07/09	08/12/09	\$234.21	\$186.52	\$47.69



Bank of America Private Wealth Management

2009 Tax Information Letter

Account Number 011010022160

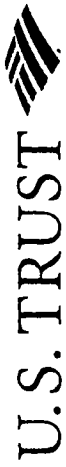
Page 18

IM FIRST HAND FDN FIXED/CERNER

Short term transactions

This category includes all assets held 12 months or less.

Description	Cusip	Number of shares exchanged	Acquisition Date	Sale date	Gross proceeds less commissions	Tax cost	Net gain or loss
US BANCORP DEL NEW	902973304	42	08/28/08	08/12/09	\$925 23	\$1,211 58	\$-286 35
LOWES COMPANIES INC	548661107	13	09/19/08	08/18/09	\$259 53	\$334 18	\$-74 65
LOWES COMPANIES INC	548661107	176	10/14/08	08/18/09	\$3,513 59	\$3,429 18	\$84 41
ITAU UNIBANCO BANCO MULTIPLO S A	465562106	86	10/21/08	09/01/09	\$1,404 73	\$908 41	\$496 32
NORDEA BK AB SWEDEN	65557A107	.138	06/08/09	09/02/09	\$1,323 73	\$1,069 50	\$254 23
NORDEA BK AB SWEDEN	65557A107	110	08/05/09	09/02/09	\$1,055 15	\$1,073 60	\$-18 45
WAL MART STORES INC	931142103	64	10/08/08	09/08/09	\$3,289 75	\$3,576 67	\$-286 92
WAL MART STORES INC	931142103	10	02/19/09	09/09/09	\$510 42	\$504 24	\$6 18
WAL MART STORES INC	931142103	39	10/13/08	09/09/09	\$1,990 63	\$2,118 69	\$-128 06
WAL MART STORES INC	931142103	21	10/08/08	09/09/09	\$1,071 88	\$1,173 59	\$-101 71
ITAU UNIBANCO BANCO MULTIPLO S A	465562106	8	10/21/08	09/10/09	\$142 96	\$84 50	\$58 46
MCDONALDS CORP	580135101	17	10/10/08	09/11/09	\$925 26	\$911 77	\$13 49
LOWES COMPANIES INC	548661107	4	10/14/08	09/15/09	\$84 03	\$77 94	\$6 09
ZIONS BANCORPORATION	989701107	27	04/17/09	09/16/09	\$525 19	\$408 03	\$117 16
ZIONS BANCORPORATION	989701107	9	04/17/09	09/16/09	\$174 08	\$137 74	\$36 34
ZIONS BANCORPORATION	989701107	33	05/11/09	09/16/09	\$638 30	\$645 73	\$-7 43
ZIONS BANCORPORATION	989701107	57	05/08/09	09/16/09	\$1,102 53	\$1,016 18	\$86 35
A&T INC	00206R102	40	11/13/08	09/18/09	\$1,061 70	\$1,126 23	\$-64 53
AKBANK T A S	009719501	132	04/29/09	09/18/09	\$1,487 71	\$956 80	\$530 91
ITAU UNIBANCO BANCO MULTIPLO S A	465562106	0 6	10/21/08	09/24/09	\$11 19	\$6 34	\$4 85
HESS CORP	42809H107	12	10/01/08	09/24/09	\$642 12	\$970 30	\$-328 18
HESS CORP	42809H107	16	01/06/09	09/24/09	\$859 18	\$927 52	\$-68 34
HESS CORP	42809H107	23	01/06/09	09/24/09	\$1,234 43	\$1,333 31	\$-98 88
HESS CORP	42809H107	3	10/01/08	09/24/09	\$161 01	\$242 57	\$-81 56
HESS CORP	42809H107	9	01/06/09	09/25/09	\$480 17	\$521 73	\$-41 56
HESS CORP	42809H107	37	01/06/09	09/25/09	\$1,974 02	\$2,137 58	\$-163 56



Bank of America Private Wealth Management

2009 Tax Information Letter

Account Number 011010022160

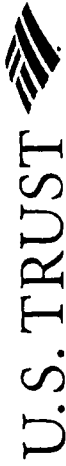
Page 19

IM FIRST HAND FDN FIXED/CERNER

Short term transactions

This category includes all assets held 12 months or less

Description	Cusip	Number of shares exchanged	Acquisition Date	Sale date	Gross proceeds less commissions	Tax cost	Net gain or loss
COSTCO WHSL CORP NEW	22160K105	12	02/09/09	09/30/09	\$671.98	\$542.29	\$129.69
CVS CORPORATION DEL	126650100	27	10/14/08	10/02/09	\$961.76	\$844.27	\$117.49
AU OPTRONICS CORP SPONSORED ADR	002255107	0.09	08/05/09	10/02/09	\$0.87	\$0.92	\$-0.05
CVS CORPORATION DEL	126650100	3	10/14/08	10/05/09	\$104.63	\$93.81	\$10.82
CVS CORPORATION DEL	126650100	99	10/13/08	10/05/09	\$3,452.85	\$3,044.41	\$408.44
CVS CORPORATION DEL	126650100	34	10/10/08	10/05/09	\$1,185.83	\$960.40	\$225.43
BMC SOFTWARE INC	055921100	44	10/13/08	10/06/09	\$1,629.11	\$1,163.76	\$465.35
BMC SOFTWARE INC	055921100	3	10/13/08	10/06/09	\$1,111.24	\$79.15	\$32.09
BMC SOFTWARE INC	055921100	3	10/13/08	10/06/09	\$1,111.08	\$79.16	\$31.92
TELEFONICA S A SPONSORED ADR	879382208	23	08/05/09	10/08/09	\$1,948.49	\$1,702.46	\$246.03
KONINKLIJKE PHILIPS ELECTRS N V	500472303	89	02/04/09	10/08/09	\$2,231.51	\$1,699.36	\$532.15
FREEMPORT-MCMORAN COPPER & GOLD CL B	35671D857	9	07/01/09	10/08/09	\$659.94	\$467.76	\$192.18
FREEMPORT-MCMORAN COPPER & GOLD CL B	35671D857	14	10/29/08	10/08/09	\$1,026.58	\$733.47	\$293.11
BANK NEW YORK MELLON CORP	064058100	100	05/11/09	10/08/09	\$2,835.24	\$3,059.57	\$-224.33
BANK NEW YORK MELLON CORP	064058100	11	05/08/09	10/08/09	\$311.88	\$343.76	\$-31.88
BANK NEW YORK MELLON CORP	064058100	8	05/08/09	10/08/09	\$226.82	\$250.01	\$-23.19
ETABLISSEMENTS DELHAIZE FRERES ET	29759W101	6	08/05/09	10/08/09	\$421.94	\$437.64	\$-15.70
ETABLISSEMENTS DELHAIZE FRERES ET	29759W101	8	11/24/08	10/09/09	\$565.68	\$484.47	\$81.21
ETABLISSEMENTS DELHAIZE FRERES ET	29759W101	19	08/05/09	10/09/09	\$1,343.49	\$1,385.86	\$-42.37
LAM RESH CORP	512807108	47	07/15/09	10/14/09	\$1,757.63	\$1,377.16	\$380.47
NEWFIELD EXPL CO	651290108	10	07/27/09	10/15/09	\$480.74	\$403.48	\$77.26
NEWFIELD EXPL CO	651290108	12	07/24/09	10/15/09	\$576.88	\$482.43	\$94.45
NORDSTROM INC	655664100	44	05/08/09	10/15/09	\$1,508.55	\$986.87	\$521.68
INTEL CORP	458140100	108	07/20/09	10/16/09	\$2,185.98	\$2,025.73	\$160.25
UNITED STS STL CORP NEW	912909108	2	07/27/09	10/16/09	\$88.33	\$82.34	\$5.99
UNITED STS STL CORP NEW	912909108	1	07/27/09	10/16/09	\$44.16	\$41.17	\$2.99



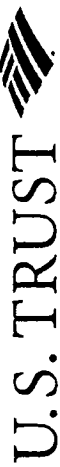
Bank of America Private Wealth Management

IM FIRST HAND FDN FIXED/CERNER

Short term transactions

This category includes all assets held 12 months or less.

Description	Cusip	Number of shares exchanged	Acquisition Date	Sale date	Gross proceeds less commissions	Tax cost	Net gain or loss
UNITED STS STL CORP NEW	912909108	15	08/17/09	10/16/09	\$662.44	\$645.70	\$16.74
UNITED STS STL CORP NEW	912909108	9	08/13/09	10/16/09	\$397.47	\$407.70	\$-10.23
UNITED STS STL CORP NEW	912909108	14	08/14/09	10/16/09	\$618.28	\$645.45	\$-27.17
UNITED STS STL CORP NEW	912909108	1	08/14/09	10/16/09	\$44.16	\$46.17	\$-2.01
UNITED STS STL CORP NEW	912909108	16	08/13/09	10/16/09	\$706.61	\$745.89	\$-39.28
EOG RES INC	26875P101	2	01/06/09	10/22/09	\$180.94	\$142.19	\$38.75
VERIZON COMMUNICATIONS	92343V104	45	11/13/08	10/22/09	\$1,310.83	\$1,323.51	\$-12.68
EOG RES INC	26875P101	9	01/06/09	10/22/09	\$814.76	\$639.86	\$174.90
EOG RES INC	26875P101	21	08/03/09	10/22/09	\$1,899.82	\$1,623.90	\$275.92
TAIWAN SEMICONDUCTOR MFG ADR	874039100	142	05/05/09	10/27/09	\$1,417.72	\$1,566.82	\$-149.10
INTEL CORP	458140100	13	07/20/09	10/28/09	\$248.41	\$243.84	\$4.57
TAIWAN SEMICONDUCTOR MFG ADR	874039100	219	04/20/09	10/28/09	\$2,137.30	\$2,001.72	\$135.58
BANCO SANTANDER BRASIL S A	05967A107	90	10/16/09	10/28/09	\$1,098.87	\$1,246.00	\$-147.13
TAIWAN SEMICONDUCTOR MFG ADR	874039100	34	05/05/09	10/28/09	\$340.56	\$385.19	\$-44.63
INTEL CORP	458140100	86	07/16/09	10/28/09	\$1,643.33	\$1,538.74	\$84.59
INTEL CORP	458140100	58	07/17/09	10/28/09	\$1,108.29	\$1,064.60	\$43.69
INTEL CORP	458140100	123	07/17/09	10/28/09	\$2,350.35	\$2,299.94	\$50.41
INTEL CORP	458140100	99	07/16/09	10/29/09	\$1,904.66	\$1,794.37	\$110.29
FAIRFAX FINANCIAL HOLDING LTD	303901102	1	08/05/09	11/03/09	\$352.74	\$311.08	\$41.66
FUJITSU LTD ADR 5	359590304	33	02/24/09	11/03/09	\$962.26	\$573.59	\$388.67
CENTRICA PLC SPONSORED ADR NEW	15639K300	83	08/05/09	11/03/09	\$1,327.80	\$1,248.32	\$79.48
CENTRICA PLC SPONSORED ADR NEW	15639K300	63	02/24/09	11/03/09	\$1,007.85	\$976.67	\$31.18
CANON INC ADR REPGTG 5 SHS	138006309	30	02/24/09	11/03/09	\$1,124.24	\$751.22	\$373.02
FUJITSU LTD ADR 5	359590304	71	11/24/08	11/03/09	\$2,070.32	\$1,675.22	\$395.10
FUJITSU LTD ADR 5	359590304	1	03/17/09	11/03/09	\$29.16	\$18.70	\$10.46
LLOYDS TSB GROUP PLC SPONSORED ADR	539439109	145	08/05/09	11/03/09	\$824.77	\$935.25	\$-110.48



Bank of America Private Wealth Management

IM FIRST HAND FDN FIXED/CERNER

2009 Tax Information Letter

Account Number 011010022160

Page 21

Short term transactions

This category includes all assets held 12 months or less

Description	Cusip	Number of shares exchanged	Acquisition Date	Sale date	Gross proceeds less commissions	Tax cost	Net gain or loss
LLOYDS TSB GROUP PLC SPONSORED ADR	539439109	64	07/09/09	11/03/09	\$364 03	\$272 19	\$91 84
FAIRFAX FINANCIAL HOLDING LTD	303901102	3	04/02/09	11/03/09	\$1,058 23	\$784 64	\$273 59
BCE INC NEW	05534B760	38	03/04/09	11/03/09	\$921 46	\$726 86	\$194 60
BCE INC NEW	05534B760	41	02/04/09	11/03/09	\$994 21	\$833 28	\$160 93
LLOYDS TSB GROUP PLC SPONSORED ADR	539439109	107 63	11/24/08	11/03/09	\$612 18	\$946 80	\$-334 62
AUSTRALIA & NEW ZEALAND BKG GROUP	052528304	95	08/05/09	11/03/09	\$1,913 74	\$1,548 50	\$365 24
AUSTRALIA & NEW ZEALAND BKG GROUP	052528304	45	05/08/09	11/03/09	\$906 51	\$580 96	\$325 55
AUSTRALIA & NEW ZEALAND BKG GROUP	052528304	6	05/14/09	11/03/09	\$120 87	\$70 59	\$50 28
BCE INC NEW	05534B760	14	05/12/09	11/03/09	\$339 49	\$291 53	\$47 96
BANCO SANTANDER BRASIL S A	05967A107	100	10/16/09	11/04/09	\$1,243 41	\$1,384 44	\$-141 03
SCHERING PLOUGH CORP	806605101	78	01/05/09	11/05/09	\$819 00	\$584 11	\$234 89
SCHERING PLOUGH CORP	806605101	166	01/05/09	11/05/09	\$1,743 00	\$1,247 51	\$495 49
NORDSTROM INC	655664100	9	04/13/09	11/09/09	\$313 47	\$200 63	\$112 84
NORDSTROM INC	655664100	22	05/08/09	11/09/09	\$766 25	\$493 43	\$272 82
XTO ENERGY INC	98385X106	50	05/07/09	11/09/09	\$2,223 09	\$2,106 97	\$116 12
BANK NEW YORK MELLON CORP	064058100	1	05/11/09	11/09/09	\$27 10	\$30 60	\$-3 50
BANK NEW YORK MELLON CORP	064058100	33	05/08/09	11/09/09	\$894 20	\$1,006 76	\$-112 56
BANK NEW YORK MELLON CORP	064058100	60	05/21/09	11/09/09	\$1,625 83	\$1,636 96	\$-11 13
EXELON CORP	30161N101	18	01/26/09	11/09/09	\$847 29	\$1,023 43	\$-176 14
EXELON CORP	30161N101	47	01/26/09	11/09/09	\$2,217 45	\$2,672 30	\$-454 85
GOLDMAN SACHS GROUP INC	38141G104	16	04/14/09	11/09/09	\$2,816 58	\$1,983 89	\$832 69
GOLDMAN SACHS GROUP INC	38141G104	16	04/14/09	11/10/09	\$2,832 69	\$1,983 88	\$848 81
FREEMONT-MCMORAN COPPER & GOLD INC	35671D782	12	12/08/08	11/10/09	\$1,414 84	\$475 50	\$939 34
GOLDMAN SACHS GROUP INC	38141G104	5	03/25/09	11/10/09	\$885 22	\$541 88	\$343 34
JP MORGAN CHASE & CO	46625H100	51	07/13/09	11/10/09	\$2,236 15	\$1,730 35	\$505 80
JP MORGAN CHASE & CO	46625H100	4	04/09/09	11/10/09	\$175 38	\$128 99	\$46 39



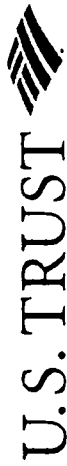
IM FIRST HAND FDN FIXED/CERNER

Bank of America Private Wealth Management

Short term transactions

This category includes all assets held 12 months or less.

Description	Cusip	Number of shares exchanged	Acquisition Date	Sale date	Gross proceeds less commissions	Tax cost	Net gain or loss
JUNIPER NETWORKS INC	48203R104	45	07/08/09	11/11/09	\$1,137.75	\$1,027.48	\$110.27
JUNIPER NETWORKS INC	48203R104	42	07/07/09	11/11/09	\$1,062.56	\$998.14	\$64.42
JUNIPER NETWORKS INC	48203R104	60	06/30/09	11/11/09	\$1,517.00	\$1,417.14	\$99.86
JUNIPER NETWORKS INC	48203R104	34	06/30/09	11/11/09	\$860.17	\$803.05	\$57.12
BT GROUP PLC ADR	05577E101	15	09/02/09	11/16/09	\$374.02	\$317.80	\$56.22
BANK NEW YORK MELLON CORP	064058100	4	04/15/09	11/16/09	\$109.20	\$122.53	\$-13.33
BANK NEW YORK MELLON CORP	064058100	61	04/14/09	11/16/09	\$1,665.25	\$1,877.41	\$-212.16
INTESA SANPAOLO S P A SPONSORED	46115H107	5	02/04/09	11/16/09	\$141.20	\$90.95	\$50.25
INTESA SANPAOLO S P A SPONSORED	46115H107	50	08/05/09	11/16/09	\$1,412.02	\$1,135.00	\$277.02
ERICSSON L M TEL CO ADR CL B	294821608	182	08/05/09	11/16/09	\$1,941.73	\$1,752.66	\$189.07
BT GROUP PLC ADR	05577E101	50	08/05/09	11/16/09	\$1,246.75	\$1,094.50	\$152.25
BP AMOCO P L C ADR	055622104	16	08/05/09	11/16/09	\$952.78	\$821.60	\$131.18
MERCK & CO INC	58933Y105	0.72	01/05/09	11/19/09	\$24.47	\$12.69	\$11.78
NEWFIELD EXPL CO	651290108	15	04/24/09	11/20/09	\$618.56	\$485.69	\$132.87
NEWFIELD EXPL CO	651290108	3	04/24/09	11/20/09	\$123.87	\$97.14	\$26.73
NEWFIELD EXPL CO	651290108	2	07/24/09	11/20/09	\$82.16	\$80.41	\$1.75
NEWFIELD EXPL CO	651290108	31	04/24/09	11/20/09	\$1,273.36	\$1,003.77	\$269.59
NEWFIELD EXPL CO	651290108	4	07/24/09	11/20/09	\$164.30	\$160.81	\$3.49
NEWFIELD EXPL CO	651290108	4	04/23/09	11/23/09	\$168.77	\$119.31	\$49.46
NEWFIELD EXPL CO	651290108	24	04/23/09	11/23/09	\$1,018.90	\$715.87	\$303.03
NEWFIELD EXPL CO	651290108	3	04/24/09	11/23/09	\$126.57	\$97.14	\$29.43
NEWFIELD EXPL CO	651290108	29	04/23/09	11/24/09	\$1,207.29	\$865.01	\$342.28
NEWFIELD EXPL CO	651290108	2	04/23/09	11/24/09	\$82.68	\$59.66	\$23.02
JP MORGAN CHASE & CO	46625H100	32	03/24/09	12/03/09	\$1,357.54	\$918.33	\$439.21
INTESA SANPAOLO S P A SPONSORED	46115H107	34	03/17/09	12/03/09	\$918.59	\$459.53	\$459.06
JP MORGAN CHASE & CO	46625H100	58	04/09/09	12/03/09	\$2,460.54	\$1,870.32	\$590.22



Bank of America Private Wealth Management

IM FIRST HAND FDN FIXED/CERNER

2009 Tax Information Letter

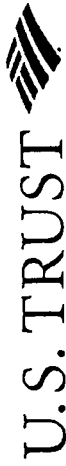
Account Number 011010022160

Page 23

Short term transactions

This category includes all assets held 12 months or less.

Description	Cusip	Number of shares exchanged	Acquisition Date	Sale date	Gross proceeds less commissions	Tax cost	Net gain or loss
GOLDMAN SACHS GROUP INC	38141G104	23	03/25/09	12/03/09	\$3,848 10	\$2,492 67	\$1,355 43
TELEFONICA S A SPONSORED ADR	879382208	2	08/05/09	12/03/09	\$177 92	\$148 04	\$29 88
CENTRICA PLC SPONSORED ADR NEW	15639K300	17	08/05/09	12/03/09	\$292 95	\$255 68	\$37 27
CENTRICA PLC SPONSORED ADR NEW	15639K300	49	03/04/09	12/03/09	\$844 38	\$710 14	\$134 24
CENTRICA PLC SPONSORED ADR NEW	15639K300	11	03/17/09	12/03/09	\$189 55	\$152 90	\$36 65
CENTRICA PLC SPONSORED ADR NEW	15639K300	56	04/02/09	12/03/09	\$965 01	\$762 00	\$203 01
CENTRICA PLC SPONSORED ADR NEW	15639K300	39	04/29/09	12/03/09	\$672 06	\$529 88	\$142 18
ETABLISSEMENTS DELHAIZE FRERES ET	29759W101	9	02/24/09	12/03/09	\$712 07	\$542 57	\$169 50
ETABLISSEMENTS DELHAIZE FRERES ET	29759W101	7	03/04/09	12/03/09	\$553 84	\$399 17	\$154 67
INTESA SANPAOLO S P A SPONSORED	46115H107	38	02/04/09	12/03/09	\$1,026 67	\$691 22	\$335 45
INTESA SANPAOLO S P A SPONSORED	46115H107	61	02/24/09	12/03/09	\$1,648 07	\$902 80	\$745 27
IP MORGAN CHASE & CO	46625H100	4	03/26/09	12/03/09	\$169 69	\$115 38	\$54 31
L-3 COMMUNICATIONS HLDGS INC	502424104	1	01/05/09	12/04/09	\$80 12	\$76 91	\$3 21
L-3 COMMUNICATIONS HLDGS INC	502424104	9	01/05/09	12/04/09	\$721 09	\$684 06	\$37 03
COLUMBIA FDS SER TR HIGH INCOME FD	19765H495	3793 63	05/14/09	12/07/09	\$29,210 93	\$25 000 00	\$4,210 93
COLUMBIA FDS SER TR HIGH INCOME FD	19765H495	5865 1	06/03/09	12/07/09	\$45,161 29	\$40,000 00	\$5 161 29
COLUMBIA FDS SER TR HIGH INCOME FD	19765H495	3434 07	08/06/09	12/07/09	\$26,442 31	\$25,000 00	\$1,442 31
WELLS FARGO & CO (NEW)	949746101	29	05/08/09	12/10/09	\$734 10	\$797 09	\$-62 99
WELLS FARGO & CO (NEW)	949746101	84	08/06/09	12/10/09	\$2,126 34	\$2,377 66	\$-251 32
ISHARES TR LEHMAN U S AGGREGATE BD	464287226	500	11/17/09	12/14/09	\$52,328 65	\$52 565 00	\$-236 35
ISHARES TR LEHMAN U S AGGREGATE BD	464287226	500	11/04/09	12/14/09	\$52,328 65	\$52,130 00	\$198 65
VISA INC CL A	92826C839	23	12/01/09	12/16/09	\$1,985 59	\$1,910 48	\$75 11
APPLE COMPUTER INC	037833100	15	10/01/09	12/16/09	\$2,930 74	\$2,740 85	\$189 89
EXXON MOBIL CORP	30231G102	40	06/03/09	12/17/09	\$2,741 03	\$2,873 54	\$-132 51
NRG ENERGY INC NEW	629377508	27	07/14/09	12/28/09	\$654 76	\$662 32	\$-7 56
NRG ENERGY INC NEW	629377508	60	07/14/09	12/29/09	\$1,445 75	\$1,471 81	\$-26 06



Bank of America Private Wealth Management

2009 Tax Information Letter

Account Number 011010022160

Page 24

IM FIRST HAND FDN FIXED/CERNER

Short term transactions

This category includes all assets held 12 months or less

Description	Cusip	Number of shares exchanged	Acquisition Date	Sale date	Gross proceeds less commissions	Tax cost	Net gain or loss
NRG ENERGY INC NEW	629377508	5	07/13/09	12/29/09	\$120 48	\$116 46	\$4 02
Total short term gain/loss from sales:					\$687,270 47	\$690,192 92	\$-2,922 45

Long term transactions

This category includes all assets held more than 12 months.

Description	Cusip	Number of shares exchanged	Acquisition Date	Sale date	Gross proceeds less commissions	Tax cost	Net gain or loss
UNITED TECHNOLOGIES CORP	913017109	12	01/07/03	01/05/09	\$651 65	\$386 50	\$265 15
UNITED TECHNOLOGIES CORP	913017109	17	01/07/03	01/05/09	\$921 67	\$547 54	\$374 13
UNITED TECHNOLOGIES CORP	913017109	22	01/07/03	01/05/09	\$1,191 54	\$708 58	\$482 96
LORILLARD INC	544147101	11	08/21/07	01/05/09	\$613 51	\$797 47	\$-183 96
LORILLARD INC	544147101	7	08/21/07	01/05/09	\$391 18	\$507 48	\$-116 30
CONOCOPHILLIPS	20825C104	15	07/13/05	01/06/09	\$834 16	\$922 62	\$-88 46
CONOCOPHILLIPS	20825C104	15	07/13/05	01/06/09	\$834 16	\$922 62	\$-88 46
UNITED TECHNOLOGIES CORP	913017109	29	01/07/03	01/06/09	\$1,591 78	\$934 05	\$657 73
CONOCOPHILLIPS	20825C104	9	06/29/06	01/06/09	\$300 50	\$588 80	\$-88 30
CONAGRA INC	205887102	130	05/03/07	01/06/09	\$2,180 22	\$3,200 02	\$-1,019 80
CONAGRA INC	205887102	125	05/15/07	01/06/09	\$2,096 36	\$3,117 55	\$-1,021 19
CONAGRA INC	205887102	33	04/18/07	01/06/09	\$553 44	\$827 14	\$-273 70
LORILLARD INC	544147101	5	08/21/07	01/06/09	\$270 56	\$362 49	\$-91 93
CONOCOPHILLIPS	20825C104	36	12/20/05	01/06/09	\$2,001 98	\$2,124 36	\$-122 38
EXXON MOBIL CORP	30231G102	100	05/10/07	01/06/09	\$8,015 97	\$7,998 79	\$17 18
MERCK AND CO INC	589331107	59	02/12/07	01/06/09	\$1,764 87	\$2,597 43	\$-832 56
MERCK AND CO INC	589331107	65	02/09/07	01/06/09	\$1,944 35	\$2,859 26	\$-914 91
CONOCOPHILLIPS	20825C104	10	06/09/06	01/06/09	\$556 10	\$609 60	\$-53 50
MERCK AND CO INC	589331107	75	02/13/07	01/06/09	\$2,243 47	\$3,298 51	\$-1,055 04
LORILLARD INC	544147101	3	08/21/07	01/07/09	\$161 23	\$217 49	\$-56 26



Bank of America Private Wealth Management

2009 Tax Information Letter

Account Number 011010022160

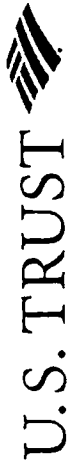
Page 25

IM FIRST HAND FDN FIXED/CERNER

Long term transactions

This category includes all assets held more than 12 months

Description	Cusip	Number of shares exchanged	Acquisition Date	Sale date	Gross proceeds less commissions	Tax cost	Net gain or loss
LORILLARD INC	544147101	13	08/21/07	01/08/09	\$711.12	\$942.46	\$-231.34
GENERAL ELECTRIC CO	369604103	70	07/09/04	01/13/09	\$1,046.46	\$2,254.00	\$-1,207.54
GENERAL ELECTRIC CO	369604103	180	06/30/04	01/13/09	\$2,690.89	\$5,814.68	\$-3,123.79
GENERAL ELECTRIC CO	369604103	89	07/01/04	01/14/09	\$1,254.06	\$2,851.56	\$-1,597.50
GENERAL ELECTRIC CO	369604103	21	07/01/04	01/14/09	\$296.15	\$672.84	\$-376.69
SHARP CORP ADR	819882200	2	08/08/07	01/14/09	\$16.48	\$36.35	\$-19.87
SHARP CORP ADR	819882200	42	01/23/07	01/14/09	\$346.03	\$703.50	\$-357.47
ALLIANZ AKTIENGESELLSCHAFT	018805101	57	03/23/07	01/14/09	\$501.11	\$1,192.02	\$-690.91
SOCIETE GENERALE FRANCE ADR	83364L109	120	01/23/07	01/14/09	\$953.44	\$4,146.00	\$-3,192.56
ORIX CORP SPONSORED ADR	686330101	26	06/27/07	01/14/09	\$652.98	\$3,354.08	\$-2,701.10
ORIX CORP SPONSORED ADR	686330101	13	05/22/07	01/14/09	\$326.49	\$1,721.33	\$-1,394.84
GENERAL ELECTRIC CO	369604103	30	07/09/04	01/14/09	\$423.06	\$966.00	\$-542.94
ORIX CORP SPONSORED ADR	686330101	18	07/20/07	01/15/09	\$449.30	\$2,253.15	\$-1,803.85
SHARP CORP ADR	819882200	67	01/23/07	01/15/09	\$533.63	\$1,122.25	\$-588.62
ORIX CORP SPONSORED ADR	686330101	5	06/27/07	01/15/09	\$124.80	\$645.01	\$-520.21
WELLS FARGO & CO (NEW)	949746101	13	01/17/08	01/20/09	\$196.94	\$196.94	\$0.00
WELLS FARGO & CO (NEW)	949746101	79	05/18/06	01/20/09	\$1,196.76	\$1,196.76	\$0.00
GOLDMAN SACHS GROUP INC	38141G104	23	03/31/04	01/20/09	\$1,444.19	\$2,401.54	\$-957.35
SHARP CORP ADR	819882200	148	01/23/07	01/20/09	\$1,213.00	\$2,479.00	\$-1,266.00
GOLDMAN SACHS GROUP INC	38141G104	4	03/30/04	01/20/09	\$251.16	\$414.24	\$-163.08
WELLS FARGO & CO (NEW)	949746101	39	06/01/06	01/22/09	\$628.82	\$1,272.57	\$-643.75
PPL CORP	69351T106	85	06/13/06	01/26/09	\$2,760.55	\$2,679.14	\$81.41
PPL CORP	69351T106	5	06/15/06	01/27/09	\$161.32	\$157.47	\$3.85
PPL CORP	69351T106	46	06/13/06	01/27/09	\$1,462.12	\$1,449.89	\$12.23
PPL CORP	69351T106	30	06/15/06	01/27/09	\$953.55	\$944.84	\$8.71
PPL CORP	69351T106	3	06/15/06	01/27/09	\$96.23	\$94.48	\$1.75



Bank of America Private Wealth Management

IM FIRST HAND FDN FIXED/CERNER

2009 Tax Information Letter

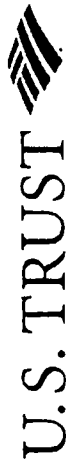
Account Number 011010022160

Page 26

Long term transactions

This category includes all assets held more than 12 months

Description	Cusip	Number of shares exchanged	Acquisition Date	Sale date	Gross proceeds less commissions	Tax cost	Net gain or loss
PPL CORP	69351T106	26	06/14/06	01/28/09	\$825 74	\$807 84	\$17 90
PPL CORP	69351T106	8	06/14/06	01/28/09	\$254 07	\$249 20	\$4 87
PPL CORP	69351T106	26	06/15/06	01/28/09	\$825 74	\$818 86	\$6 88
PPL CORP	69351T106	33	06/14/06	01/28/09	\$1,048 06	\$1,031 44	\$16 62
ROYAL BANK OF SCOTLAND	780097689	23 47	11/29/07	02/04/09	\$138 79	\$4,244 38	\$-4,105 59
ROYAL BANK OF SCOTLAND	780097689	7 53	10/30/07	02/04/09	\$44 55	\$1,574 04	\$-1,529 49
NISSAN MOTOR SPONSORED ADR	654744408	86	05/22/07	02/04/09	\$543 46	\$1,893 81	\$-1,350 35
KONINKLIJKE AHOLD NV SPONSORED ADR	500467402	61	09/06/07	02/04/09	\$718 31	\$847 90	\$-129 59
KONINKLIJKE AHOLD NV SPONSORED ADR	500467402	109	10/30/07	02/04/09	\$1,283 55	\$1,621 16	\$-337 61
LLOYDS TSB GROUP PLC SPONSORED ADR	539439109	0 96	01/23/07	02/11/09	\$5 89	\$139 13	\$-133 24
HONDA MOTOR CO LTD ADR	438128308	30	01/23/07	02/12/09	\$721 53	\$1,190 70	\$-469 17
SCHLUMBERGER LTD	806857108	15	09/12/05	02/12/09	\$615 63	\$624 76	\$-9 13
SUMITOMO MITSUBI FINL GROUP INC ADR	86562M100	362	01/23/07	02/12/09	\$1,313 84	\$3,837 20	\$-2,523 36
BHP BILLITON PLC SPONSORED ADR	05345E209	38	06/12/07	02/12/09	\$1,371 98	\$1,371 98	\$0 00
DEERE JOHN CAP CORP NT	244217BC8	100000	08/17/06	02/15/09	\$100,000 00	\$101,703 00	\$-1,703 00
SCHLUMBERGER LTD	806857108	37	09/12/05	02/17/09	\$1,422 79	\$1,541 07	\$-118 28
WELLS FARGO & CO (NEW)	949746101	143	02/04/08	02/17/09	\$2,021 68	\$4,541 82	\$-2,520 14
WELLS FARGO & CO (NEW)	949746101	32	02/04/08	02/17/09	\$452 40	\$1,021 38	\$-568 98
COLUMBIA FDS SER TR MARSICO 21ST	19765J400	3022 98	12/20/07	02/18/09	\$23,337 37	\$50,000 00	\$-26,662 63
COLUMBIA FDS SER TR MARSICO 21ST	19765J400	5873 14	09/11/06	02/18/09	\$45,340 64	\$75,000 00	\$-29,659 36
COLUMBIA FDS SER TR MARSICO 21ST	19765J400	2356 64	08/02/06	02/18/09	\$18,193 25	\$30,000 00	\$-11,806 75
COLUMBIA FDS SER TR MARSICO 21ST	19765J400	7892 66	08/07/06	02/18/09	\$60,931 33	\$100,000 00	\$-39,068 67
COLUMBIA FDS SER TR MARSICO 21ST	19765J400	768 64	09/26/06	02/18/09	\$5,933 90	\$10,000 00	\$-4,066 10
SCHLUMBERGER LTD	806857108	35	09/12/05	02/18/09	\$1,336 73	\$1,457 77	\$-121 04
WELLS FARGO & CO (NEW)	949746101	53	02/04/08	02/19/09	\$666 59	\$1,683 33	\$-1,016 74
WELLS FARGO & CO (NEW)	949746101	8	02/04/08	02/20/09	\$75 78	\$254 09	\$-178 31



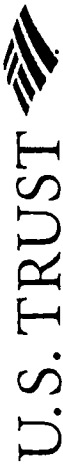
Bank of America Private Wealth Management

IM FIRST HAND FDN FIXED/CERNER

Long term transactions

This category includes all assets held more than 12 months

Description	Cusip	Number of shares exchanged	Acquisition Date	Sale date	Gross proceeds less commissions	Tax cost	Net gain or loss
JP MORGAN CHASE & CO	46625H100	33	01/23/08	02/23/09	\$665 52	\$665 52	\$0 00
JP MORGAN CHASE & CO	46625H100	10	01/23/08	02/23/09	\$199 38	\$199 38	\$0 00
JP MORGAN CHASE & CO	46625H100	22	11/14/07	02/23/09	\$443 68	\$994 76	\$-551 08
JP MORGAN CHASE & CO	46625H100	62	11/14/07	02/23/09	\$1,250 37	\$1,250 37	\$0 00
JP MORGAN CHASE & CO	46625H100	17	01/23/08	02/23/09	\$338 94	\$338 94	\$0 00
ROYAL DUTCH SHELL PLC SPONSORED	780259206	5	10/30/07	02/24/09	\$234 90	\$435 26	\$-200 36
NIPPON TELEG & TEL CORP SPONSORED	654624105	46	01/23/07	02/24/09	\$1,008 77	\$1,184 25	\$-175 48
GLAXO WELLCOME PLC SPONSORED ADR	37733W105	28	06/27/07	02/24/09	\$899 48	\$1,478 96	\$-579 48
CREDIT SUISSE GROUP SPONSORED ADR	225401108	35	01/23/07	02/24/09	\$810 82	\$2,461 55	\$-1,650 73
TOTAL S A SPONSORED ADR	89151E109	22	01/23/07	02/24/09	\$1,082 28	\$1,494 02	\$-411 74
ROYAL DUTCH SHELL PLC SPONSORED	780259206	8	09/28/07	02/24/09	\$375 85	\$662 00	\$-286 15
SANOFI-SYNTHELABO SPONSORED ADR	80105N105	60	01/23/07	02/24/09	\$1,709 28	\$2,755 93	\$-1,046 65
LOWES COMPANIES INC	548661107	140	05/27/04	02/24/09	\$2 181 27	\$4,211 85	\$-2,030 58
VODAFONE GROUP PLC NEW SPONSORED	92857W209	39	01/23/07	02/24/09	\$700 10	\$1,152 84	\$-452 74
BASF AG SPONSORED ADR	055262505	32	01/23/07	02/24/09	\$901 75	\$1,508 80	\$-607 05
BHP BILLITON PLC SPONSORED ADR	05545E209	8	06/12/07	03/04/09	\$263 25	\$263 25	\$0 00
DEUTSCHE BANK AG	D18190898	5	10/24/07	03/04/09	\$129 97	\$625 00	\$-495 03
DEUTSCHE BANK AG	D18190898	27	07/20/07	03/04/09	\$701 85	\$3,916 49	\$-3,214 64
BASF AG SPONSORED ADR	055262505	23	01/23/07	03/04/09	\$639 54	\$1,084 45	\$-444 91
STORA ENSO CORP SPONSORED ADR	86210M106	158	09/28/07	03/04/09	\$610 26	\$3,073 05	\$-2,462 79
BHP BILLITON PLC SPONSORED ADR	05545E209	14	06/12/07	03/04/09	\$460 69	\$727 80	\$-267 11
BARCLAYS PLC ADR	06738E204	104	01/23/07	03/04/09	\$498 89	\$6,193 20	\$-5,694 31
COMPANHIA VALE DO RIO DOCE	204412100	62	01/17/08	03/04/09	\$725 20	\$1,602 72	\$-877 52
STORA ENSO CORP SPONSORED ADR	86210M106	64	10/30/07	03/04/09	\$247 19	\$1,127 51	\$-880 32
NORFOLK SOUTHERN CORP	655844108	15	02/04/08	03/10/09	\$420 13	\$826 54	\$-406 41
MCDONALDS CORP	580135101	40	09/24/03	03/11/09	\$2,039 70	\$963 60	\$1,076 10



Bank of America Private Wealth Management

2009 Tax Information Letter

Account Number 011010022160

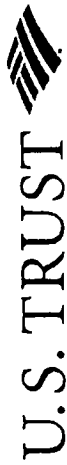
Page 28

IM FIRST HAND FDN FIXED/CERNER

Long term transactions

This category includes all assets held more than 12 months

Description	Cusip	Number of shares exchanged	Acquisition Date	Sale date	Gross proceeds less commissions	Tax cost	Net gain or loss
DU PONT (E I) DE NEMOURS & CO	263534109	55	01/09/08	03/11/09	\$1,009 04	\$2,462 98	\$-1,453 94
DU PONT (E I) DE NEMOURS & CO	263534109	5	01/09/08	03/11/09	\$91 73	\$225 64	\$-133 91
DU PONT (E I) DE NEMOURS & CO	263534109	14	01/09/08	03/11/09	\$253 81	\$631 81	\$-378 00
DU PONT (E I) DE NEMOURS & CO	263534109	8	01/10/08	03/11/09	\$145 03	\$361 76	\$-216 73
DU PONT (E I) DE NEMOURS & CO	263534109	37	01/09/08	03/12/09	\$681 02	\$1,656 91	\$-975 89
EMERSON ELEC CO NOTES	291011AH7	75000	05/01/01	03/15/09	\$75,000 00	\$75,000 00	\$0 00
EYXON MOBIL CORP	30231G102	25	05/10/07	03/16/09	\$1,687 83	\$1,999 70	\$-311 87
BMC SOFTWARE INC	055921100	38	12/19/07	03/16/09	\$1,105 81	\$1,358 81	\$-253 00
BMC SOFTWARE INC	055921100	10	12/18/07	03/16/09	\$291 00	\$352 05	\$-61 05
BMC SOFTWARE INC	055921100	2	12/18/07	03/16/09	\$58 46	\$70 41	\$-11 95
MCDONALDS CORP	580135101	32	09/24/03	03/16/09	\$1,673 13	\$770 88	\$902 25
UNITED MICROELECTRONICS CORP	910873405	350 51	01/23/07	03/17/09	\$751 45	\$1,789 74	\$-1,038 29
DEUTSCHE BANK AG	D18190898	23	10/24/07	03/17/09	\$805 00	\$2,875 00	\$-2,070 00
HEWLETT PACKARD CO	428236103	55	07/22/04	03/19/09	\$1,600 25	\$1,090 65	\$509 60
HEWLETT PACKARD CO	428236103	84	09/24/03	03/19/09	\$2,444 03	\$1,681 68	\$762 35
HALLIBURTON CO	406216101	38	08/16/07	03/20/09	\$644 60	\$1,209 96	\$-565 36
HALLIBURTON CO	406216101	114	07/26/06	03/20/09	\$1,933 81	\$3,643 88	\$-1,710 07
GENENTECH INC NEW	368710406	257	09/24/03	03/26/09	\$24,415 00	\$10,675 78	\$13,739 22
GOLDMAN SACHS GROUP INC	38141G104	4	09/29/05	03/27/09	\$438 49	\$438 49	\$0 00
GOLDMAN SACHS GROUP INC	38141G104	1	09/29/05	03/27/09	\$109 82	\$109 82	\$0 00
CREDIT SUISSE GROUP SPONSORED ADR	223401108	8	01/23/07	03/31/09	\$240 76	\$562 64	\$-321 88
ALLIANZ AKTIENGESELLSCHAFT	018805101	86	02/21/07	03/31/09	\$721 91	\$1,774 25	\$-1,052 34
ALLIANZ AKTIENGESELLSCHAFT	018805101	62	03/23/07	03/31/09	\$520 45	\$1,296 58	\$-776 13
COMPANHIA VALE DO RIO DOCE	204412100	77	01/17/08	04/02/09	\$983 32	\$1,990 47	\$-1,007 15
BNP PARIBAS SPONSORED ADR	05565A202	48	01/23/07	04/06/09	\$1,103 51	\$2,620 80	\$-1,517 29
LOCKHEED MARTIN CORP	539830109	22	04/12/05	04/08/09	\$1,613 83	\$1,363 74	\$250 09



Bank of America Private Wealth Management

IM FIRST HAND FDN FIXED/CERNER

2009 Tax Information Letter

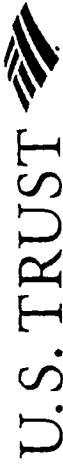
Account Number 011010022160

Page 29

Long term transactions

This category includes all assets held more than 12 months

Description	Cusip	Number of shares exchanged	Acquisition Date	Sale date	Gross proceeds less commissions	Tax cost	Net gain or loss
LOCKHEED MARTIN CORP	539830109	10	12/20/05	04/08/09	\$733.56	\$631.00	\$102.56
GOLDMAN SACHS GROUP INC	38141G104	4	09/27/05	04/13/09	\$513.36	\$513.36	\$0.00
GOLDMAN SACHS GROUP INC	38141G104	1	09/27/05	04/13/09	\$128.34	\$128.34	\$0.00
TOYOTA MOTORS CORP ADR 2	892331307	11	01/23/07	04/14/09	\$837.35	\$1,453.76	\$-616.41
WAL MART STORES INC	931142103	10	03/24/08	04/16/09	\$503.69	\$534.07	\$-30.38
CONOCOPHILLIPS	20825C104	65	09/24/03	04/16/09	\$2,580.49	\$1,819.72	\$760.77
CONOCOPHILLIPS	20825C104	20	06/14/04	04/16/09	\$794.00	\$743.90	\$50.10
CONOCOPHILLIPS	20825C104	12	12/20/05	04/16/09	\$476.40	\$708.12	\$-231.72
CONOCOPHILLIPS	20825C104	7	12/20/05	04/16/09	\$275.09	\$413.07	\$-137.98
BMC SOFTWARE INC	055921100	6	12/18/07	04/16/09	\$198.31	\$210.25	\$-11.94
BMC SOFTWARE INC	055921100	28	12/18/07	04/16/09	\$925.44	\$985.75	\$-60.31
PHILIP MORRIS INTL INC	718172109	30	09/24/03	04/17/09	\$1,121.03	\$705.04	\$415.99
SONY CORP (ADR)	835699307	18	07/31/07	04/17/09	\$471.72	\$958.40	\$-486.68
AT&T INC	00206R102	58	01/22/07	04/17/09	\$1,522.88	\$2,041.97	\$-519.09
AT&T INC	00206R102	6	01/23/07	04/17/09	\$157.54	\$211.29	\$-53.75
DIAGEO PLC SPONSORED ADR NEW	25243Q205	24	09/30/04	04/17/09	\$1,129.68	\$1,211.81	\$-82.13
DIAGEO PLC SPONSORED ADR NEW	25243Q205	10	07/22/04	04/17/09	\$470.70	\$503.60	\$-32.90
NISSAN MOTOR SPONSORED ADR	654744408	25	05/22/07	04/21/09	\$252.51	\$550.53	\$-298.02
LLOYDS TSB GROUP PLC SPONSORED ADR	539439109	84.22	01/23/07	04/21/09	\$471.32	\$12,154.13	\$-11,682.81
NISSAN MOTOR SPONSORED ADR	654744408	60	10/24/07	04/21/09	\$606.02	\$1,142.31	\$-536.29
LLOYDS TSB GROUP PLC SPONSORED ADR	539439109	12.79	03/10/08	04/21/09	\$71.55	\$966.23	\$-894.68
SONY CORP (ADR)	835699307	18	07/31/07	04/21/09	\$467.80	\$958.40	\$-490.60
CONOCOPHILLIPS	20825C104	85	09/24/03	04/23/09	\$3,373.84	\$2,379.64	\$994.20
AVON PRODUCTS INC	054303102	16	01/31/08	04/23/09	\$349.35	\$559.45	\$-210.10
DIAGEO PLC SPONSORED ADR NEW	25243Q205	26	10/14/03	04/23/09	\$1,193.01	\$1,178.20	\$14.81
AVON PRODUCTS INC	054303102	28	01/31/08	04/23/09	\$611.35	\$973.11	\$-361.76



Bank of America Private Wealth Management

2009 Tax Information Letter

Account Number 011010022160

Page 30

IM FIRST HAND FDN FIXED/CERNER

Long term transactions

This category includes all assets held more than 12 months

Description	Cusip	Number of shares exchanged	Acquisition Date	Sale date	Gross proceeds less commissions	Tax cost	Net gain or loss
STORA ENSO CORP SPONSORED ADR	86210M106	145	01/17/08	04/29/09	\$837.13	\$2,129.46	\$-1,292.33
MITSUBISHI CORP SPONSORED ADR	606769305	25	01/23/07	04/29/09	\$760.53	\$961.25	\$-200.72
DEUTSCHE BANK AG	D18190898	9	03/10/08	04/29/09	\$478.07	\$971.34	\$-493.27
MITSUBISHI CORP SPONSORED ADR	606769305	8	01/17/08	04/29/09	\$243.37	\$392.69	\$-149.32
STORA ENSO CORP SPONSORED ADR	86210M106	26	10/30/07	04/29/09	\$150.11	\$458.05	\$-307.94
WAL MART STORES INC	931142103	15	03/04/08	05/05/09	\$751.92	\$851.10	\$-99.18
CVS CORPORATION DEL	126650100	95	05/24/07	05/05/09	\$3,018.85	\$3,648.94	\$-630.09
LOCKHEED MARTIN CORP	539830109	8	04/12/05	05/06/09	\$642.03	\$495.90	\$146.13
V F CORP	918204108	19	01/31/08	05/07/09	\$1,125.55	\$1,469.47	\$-343.92
V F CORP	918204108	1	01/31/08	05/07/09	\$58.61	\$77.34	\$-18.73
V F CORP	918204108	1	01/31/08	05/07/09	\$58.50	\$77.34	\$-18.84
DIAGEO PLC SPONSORED ADR NEW	25243Q205	5	10/03/03	05/08/09	\$262.62	\$223.45	\$39.17
ACE LTD	H0023R105	2	03/15/07	05/08/09	\$86.93	\$109.86	\$-22.93
DIAGEO PLC SPONSORED ADR NEW	25243Q205	14	10/14/03	05/08/09	\$735.34	\$634.41	\$100.93
AT&T INC	00206R102	6	01/22/07	05/08/09	\$152.01	\$211.24	\$-59.23
DIAGEO PLC SPONSORED ADR NEW	25243Q205	50	09/24/03	05/08/09	\$2,626.21	\$2,207.50	\$418.71
AT&T INC	00206R102	85	01/22/07	05/08/09	\$2,145.76	\$2,992.53	\$-846.77
ACE LTD	H0023R105	14	03/20/07	05/08/09	\$596.97	\$785.79	\$-188.82
ACE LTD	H0023R105	12	03/20/07	05/08/09	\$518.82	\$673.54	\$-154.72
V F CORP	918204108	12	04/25/08	05/08/09	\$696.25	\$913.11	\$-216.86
V F CORP	918204108	3	01/31/08	05/08/09	\$174.06	\$232.02	\$-57.96
ACE LTD	H0023R105	7	03/19/07	05/08/09	\$302.65	\$389.23	\$-86.58
ACE LTD	H0023R105	1	03/19/07	05/08/09	\$43.23	\$55.41	\$-12.18
ACE LTD	H0023R105	5	03/20/07	05/08/09	\$216.17	\$279.00	\$-62.83
ACE LTD	H0023R105	18	03/16/07	05/08/09	\$782.39	\$989.73	\$-207.34
ACE LTD	H0023R105	4	03/19/07	05/08/09	\$173.87	\$221.62	\$-47.75



IM FIRST HAND FDN FIXED/CERNER

Long term transactions

This category includes all assets held more than 12 months.

Description	Cusip	Number of shares exchanged	Acquisition Date	Sale date	Gross proceeds less commissions	Tax cost	Net gain or loss
V F CORP	918204108	14	04/25/08	05/11/09	\$791.36	\$1,065.30	\$-273.94
JP MORGAN CHASE & CO	46625H100	20	02/10/08	05/11/09	\$742.74	\$742.74	\$0.00
JP MORGAN CHASE & CO	46625H100	6	02/20/08	05/11/09	\$222.82	\$222.82	\$0.00
JP MORGAN CHASE & CO	46625H100	27	02/20/08	05/11/09	\$1,002.70	\$1,408.87	\$-406.17
JP MORGAN CHASE & CO	46625H100	20	02/10/08	05/11/09	\$742.74	\$742.74	\$0.00
UNION PACIFIC CORP	907818108	4	01/25/06	05/12/09	\$192.60	\$173.63	\$18.97
NORFOLK SOUTHERN CORP	65844108	11	02/04/08	05/12/09	\$403.41	\$606.13	\$-202.72
V F CORP	918204108	9	04/25/08	05/12/09	\$497.56	\$684.83	\$-187.27
MONSANTO CO NEW	61166W101	18	08/07/06	05/12/09	\$1,601.80	\$822.10	\$779.70
V F CORP	918204108	9	04/25/08	05/13/09	\$487.91	\$684.84	\$-196.93
VERIZON NEW JERSEY INC DEB SER A	92344UAA3	75000	02/04/02	05/14/09	\$77,428.50	\$74,525.25	\$2,903.25
V F CORP	918204108	6	04/25/08	05/14/09	\$329.04	\$456.55	\$-127.51
V F CORP	918204108	4	04/25/08	05/14/09	\$221.36	\$304.37	\$-83.01
V F CORP	918204108	3	04/25/08	05/14/09	\$164.52	\$228.28	\$-63.76
EATON CORP	278058102	32	11/06/07	05/14/09	\$1,444.38	\$2,916.09	\$-1,471.71
EATON CORP	278058102	3	11/06/07	05/14/09	\$135.65	\$273.38	\$-137.73
AVON PRODUCTS INC	054303102	27	01/31/08	05/14/09	\$613.33	\$938.35	\$-325.02
UNITED STATES TREAS NTS	9128275G3	100000	03/27/07	05/15/09	\$100,000.00	\$101,921.88	\$-1,921.88
V F CORP	918204108	1	04/25/08	05/15/09	\$55.05	\$76.09	\$-21.04
UNITED STATES TREAS NTS	9128275G3	50000	02/21/08	05/15/09	\$50,000.00	\$52,201.17	\$-2,201.17
AVON PRODUCTS INC	054303102	1	01/31/08	05/15/09	\$22.98	\$34.75	\$-11.77
AVON PRODUCTS INC	054303102	40	01/31/08	05/15/09	\$923.02	\$1,390.15	\$-467.13
V F CORP	918204108	2	04/25/08	05/18/09	\$111.08	\$152.19	\$-41.11
AVON PRODUCTS INC	054303102	30	01/31/08	05/18/09	\$704.55	\$1,042.61	\$-338.06
MONSANTO CO NEW	61166W101	33	08/07/06	05/19/09	\$2,980.47	\$1,507.18	\$1,473.29
LLOYDS TSB GROUP PLC SPONSORED ADR	539439109	0.18	03/10/08	05/20/09	\$0.94	\$12.90	\$-11.96

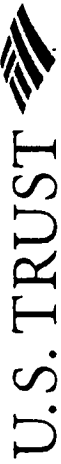
IM FIRST HAND FDN FIXED/CERNER

Bank of America Private Wealth Management

Long term transactions

This category includes all assets held more than 12 months

Description	Cusip	Number of shares exchanged	Acquisition Date	Sale date	Gross proceeds less commissions	Tax cost	Net gain or loss
PRUDENTIAL FINL INC	744320102	12	01/31/07	05/20/09	\$501 32	\$1,061 04	\$-559 72
PRUDENTIAL FINL INC	744320102	6	01/31/07	05/21/09	\$242 21	\$530 52	\$-288 31
EATON CORP	278058102	10	11/06/07	05/21/09	\$444 68	\$911 28	\$-466 60
PRUDENTIAL FINL INC	744320102	6	01/31/07	05/22/09	\$243 47	\$530 52	\$-287 05
EATON CORP	278058102	2	11/06/07	05/22/09	\$89 55	\$182 25	\$-92 70
EATON CORP	278058102	12	11/06/07	05/26/09	\$526 83	\$1,093 53	\$-566 70
PRUDENTIAL FINL INC	744320102	5	01/31/07	05/28/09	\$195 08	\$442 10	\$-247 02
PRUDENTIAL FINL INC	744320102	5	01/31/07	05/29/09	\$194 86	\$442 10	\$-247 24
GOLDMAN SACHS GROUP INC	38141G104	5	09/08/05	06/01/09	\$728 10	\$767 52	\$-39 42
PRUDENTIAL FINL INC	744320102	2	01/31/07	06/01/09	\$77 68	\$176 84	\$-99 16
PRUDENTIAL FINL INC	744320102	4	01/31/07	06/02/09	\$167 94	\$353 69	\$-185 75
PRUDENTIAL FINL INC	744320102	1	02/28/07	06/02/09	\$41 98	\$64 91	\$-22 93
NUCOR CORP	670346105	18	08/17/07	06/03/09	\$805 81	\$876 42	\$-70 61
PRUDENTIAL FINL INC	744320102	2	02/28/07	06/04/09	\$83 91	\$129 82	\$-45 91
PRUDENTIAL FINL INC	744320102	2	02/28/07	06/04/09	\$84 45	\$129 83	\$-45 38
PRUDENTIAL FINL INC	744320102	2	02/28/07	06/05/09	\$85 48	\$129 82	\$-44 34
CHINA PETE & CHEM CORP SPONSORED	16941R108	9	03/23/07	06/08/09	\$665 29	\$743 87	\$-78 58
CREDIT SUISSE GROUP SPONSORED ADR	225401108	38	01/23/07	06/08/09	\$1,710 24	\$2,672 54	\$-962 30
BASF AG SPONSORED ADR	055262505	28	01/23/07	06/08/09	\$1,196 52	\$1,320 20	\$-123 68
HONDA MOTOR CO LTD ADR	438128308	41	01/23/07	06/08/09	\$1,200 13	\$1,627 29	\$-427 16
APPLE COMPUTER INC	037833100	9	04/24/08	06/12/09	\$1,225 75	\$1,525 57	\$-299 82
KOHL'S CORP	500255104	52	06/18/08	06/19/09	\$2,274 00	\$2,298 77	\$-24 77
VISA INC CL A	92826C839	7	05/12/08	06/22/09	\$435 20	\$611 90	\$-176 70
VISA INC CL A	92826C839	45	04/30/08	06/22/09	\$2,797 71	\$3,764 69	\$-966 98
CHINA PETE & CHEM CORP SPONSORED	16941R108	25	03/23/07	07/01/09	\$1,925 78	\$2,066 29	\$-140 51
HONDA MOTOR CO LTD ADR	438128308	36	01/23/07	07/01/09	\$994 51	\$1,428 84	\$-434 33



Bank of America Private Wealth Management

IM FIRST HAND FDN FIXED/CERNER

2009 Tax Information Letter

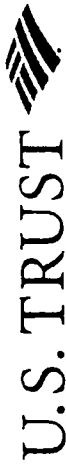
Account Number 011010022160

Page 33

Long term transactions

This category includes all assets held more than 12 months.

Description	Cusip	Number of shares exchanged	Acquisition Date	Sale date	Gross proceeds less commissions	Tax cost	Net gain or loss
TOYOTA MOTORS CORP ADR 2	892331307	21	01/23/07	07/01/09	\$1,590.93	\$2,775.36	\$-1,184.43
ARCELORMITTAL SA LUXEMBOURG N Y	03938L104	16	01/23/07	07/01/09	\$543.08	\$693.60	\$-150.52
RAYONIER INC	754907103	8	07/26/07	07/06/09	\$275.66	\$357.63 *	\$-81.97
RAYONIER INC	754907103	43	07/26/07	07/06/09	\$1,473.77	\$1,922.23 *	\$-448.46
MONSANTO CO NEW	61166W101	31	03/06/06	07/06/09	\$2,265.12	\$1,363.47	\$901.65
MONSANTO CO NEW	61166W101	8	08/07/06	07/06/09	\$584.55	\$365.38	\$219.17
MASTERCARD INC CL A	57636Q104	6	02/14/07	07/06/09	\$996.76	\$649.38	\$347.38
AMGEN INC	031162100	35	06/27/08	07/08/09	\$2,092.65	\$1,645.53	\$447.12
JOHNSON AND JOHNSON	478160104	87	01/09/07	07/09/09	\$4,917.65	\$5,763.58	\$-845.93
NUCOR CORP	670346105	40	08/17/07	07/15/09	\$1,732.13	\$1,947.59	\$-215.46
YUM BRANDS INC	988498101	90	12/15/05	07/16/09	\$3,012.85	\$2,152.40	\$860.45
LOCKHEED MARTIN CORP	539830109	15	04/04/05	07/16/09	\$1,231.11	\$921.63	\$309.48
YUM BRANDS INC	988498101	13	12/15/05	07/17/09	\$437.42	\$310.90	\$126.52
YUM BRANDS INC	988498101	13	12/20/05	07/17/09	\$437.42	\$307.94	\$129.48
APPLE COMPUTER INC	037833100	29	04/24/08	07/20/09	\$4,447.82	\$4,915.73	\$-467.91
MONSANTO CO NEW	61166W101	34	03/06/06	07/21/09	\$2,709.99	\$1,495.42	\$1,214.57
LOCKHEED MARTIN CORP	539830109	12	11/11/04	07/21/09	\$899.01	\$695.97	\$203.04
LOCKHEED MARTIN CORP	539830109	16	04/26/05	07/21/09	\$1,198.67	\$960.16	\$238.51
LOCKHEED MARTIN CORP	539830109	5	04/26/05	07/21/09	\$377.22	\$300.05	\$77.17
LOCKHEED MARTIN CORP	539830109	12	04/04/05	07/21/09	\$905.34	\$737.30	\$168.04
APPLE COMPUTER INC	037833100	20	04/24/08	07/22/09	\$3,140.19	\$3,390.15	\$-249.96
YUM BRANDS INC	988498101	12	12/07/04	07/30/09	\$424.91	\$279.66	\$145.25
YUM BRANDS INC	988498101	55	12/20/05	07/30/09	\$1,947.53	\$1,302.81	\$644.72
VISA INC CL A	92826C839	26	06/27/08	07/31/09	\$1,708.26	\$2,092.74	\$-384.48
MONSANTO CO NEW	61166W101	8	03/06/06	07/31/09	\$673.15	\$351.86	\$321.29
MASTERCARD INC CL A	57636Q104	14	03/01/07	07/31/09	\$2,732.65	\$1,499.67	\$1,232.98



Bank of America Private Wealth Management

IM FIRST HAND FDN FIXED/CERNER

Long term transactions

This category includes all assets held more than 12 months.

Description	Cusip	Number of shares exchanged	Acquisition Date	Sale date	Gross proceeds less commissions	Tax cost	Net gain or loss
MASTERCARD INC CL A	57636Q104	9	02/14/07	07/31/09	\$1,756.70	\$974.06	\$782.64
VISA INC CL A	92826C839	1	04/30/08	07/31/09	\$65.70	\$83.66	\$-17.96
MONSANTO CO NEW	61166W101	10	03/06/06	08/03/09	\$866.60	\$439.83	\$426.77
CERNER CORP	156782104	109	08/14/06	08/04/09	\$7,125.77	\$4,796.81	\$2,328.96
CERNER CORP	156782104	100	12/19/05	08/04/09	\$6,537.40	\$4,344.00	\$2,193.40
CERNER CORP	156782104	90	03/06/08	08/04/09	\$5,883.66	\$3,875.18	\$2,008.48
CERNER CORP	156782104	100	04/24/06	08/04/09	\$6,537.40	\$4,247.75	\$2,289.65
CERNER CORP	156782104	95	02/10/06	08/04/09	\$6,210.53	\$4,007.86	\$2,202.67
CERNER CORP	156782104	95	02/24/06	08/04/09	\$6,210.53	\$4,000.21	\$2,210.32
CERNER CORP	156782104	100	05/05/06	08/04/09	\$6,537.41	\$4,073.75	\$2,463.66
CERNER CORP	156782104	150	04/17/08	08/04/09	\$9,806.11	\$6,024.74	\$3,781.37
CERNER CORP	156782104	120	07/28/06	08/04/09	\$7,844.89	\$4,697.90	\$3,146.99
CERNER CORP	156782104	100	03/20/08	08/04/09	\$6,537.40	\$3,905.75	\$2,631.65
CERNER CORP	156782104	100	04/04/08	08/04/09	\$6,537.41	\$3,868.53	\$2,668.86
CERNER CORP	156782104	110	06/02/06	08/04/09	\$7,191.15	\$4,239.13	\$2,952.02
CERNER CORP	156782104	106	06/16/06	08/04/09	\$6,929.65	\$4,073.32	\$2,856.33
CERNER CORP	156782104	107	06/30/06	08/04/09	\$6,995.02	\$3,984.28	\$3,010.74
CERNER CORP	156782104	121	05/19/06	08/04/09	\$7,910.26	\$4,480.63	\$3,429.63
CERNER CORP	156782104	60	10/18/07	08/04/09	\$3,922.44	\$3,872.25	\$50.19
CERNER CORP	156782104	55	10/05/07	08/04/09	\$3,595.57	\$3,385.66	\$209.91
CERNER CORP	156782104	50	10/03/07	08/04/09	\$3,268.70	\$3,046.50	\$222.20
CERNER CORP	156782104	70	09/21/07	08/04/09	\$4,576.18	\$4,201.92	\$374.26
CERNER CORP	156782104	90	11/30/07	08/04/09	\$5,883.66	\$5,383.79	\$499.87
CERNER CORP	156782104	75	11/01/07	08/04/09	\$4,903.05	\$4,427.81	\$475.24
CERNER CORP	156782104	85	08/10/07	08/04/09	\$5,556.79	\$5,015.64	\$541.15
CERNER CORP	156782104	60	07/12/07	08/04/09	\$3,922.44	\$3,499.65	\$422.79



Bank of America Private Wealth Management

2009 Tax Information Letter

Account Number 011010022160

Page 35

IM FIRST HAND FDN FIXED/CERNER

Long term transactions

This category includes all assets held more than 12 months.

Description	Cusip	Number of shares exchanged	Acquisition Date	Sale date	Gross proceeds less commissions	Tax cost	Net gain or loss
CERNER CORP	156782104	75	01/11/08	08/04/09	\$4,903.05	\$4,353.56	\$549.49
CERNER CORP	156782104	50	12/14/07	08/04/09	\$3,268.70	\$2,897.38	\$371.32
CERNER CORP	156782104	35	12/28/07	08/04/09	\$2,288.09	\$2,020.81	\$267.28
CERNER CORP	156782104	20	12/31/07	08/04/09	\$1,307.48	\$1,144.80	\$162.68
CERNER CORP	156782104	70	04/09/07	08/04/09	\$4,576.18	\$3,980.73	\$595.45
CERNER CORP	156782104	70	08/23/07	08/04/09	\$4,576.18	\$3,975.13	\$601.05
CERNER CORP	156782104	71	06/01/07	08/04/09	\$4,641.56	\$4,022.68	\$618.88
CERNER CORP	156782104	100	06/28/07	08/04/09	\$6,537.40	\$5,605.75	\$931.65
CERNER CORP	156782104	70	06/15/07	08/04/09	\$4,576.18	\$3,914.93	\$661.25
CERNER CORP	156782104	75	03/23/07	08/04/09	\$4,903.05	\$4,180.31	\$722.74
CERNER CORP	156782104	70	09/07/07	08/04/09	\$4,576.18	\$3,862.43	\$713.75
CERNER CORP	156782104	65	04/20/07	08/04/09	\$4,249.31	\$3,520.24	\$729.07
CERNER CORP	156782104	100	11/19/07	08/04/09	\$6,537.40	\$5,392.75	\$1,144.65
CERNER CORP	156782104	75	02/23/07	08/04/09	\$4,903.05	\$4,036.31	\$866.74
CERNER CORP	156782104	75	03/09/07	08/04/09	\$4,903.05	\$4,033.31	\$869.74
CERNER CORP	156782104	85	05/04/07	08/04/09	\$5,556.79	\$4,569.39	\$987.40
CERNER CORP	156782104	95	07/27/07	08/04/09	\$6,210.53	\$5,082.26	\$1,128.27
CERNER CORP	156782104	75	05/18/07	08/04/09	\$4,903.05	\$3,944.06	\$958.99
CERNER CORP	156782104	80	02/09/07	08/04/09	\$5,229.92	\$4,031.00	\$1,198.92
CERNER CORP	156782104	75	02/01/08	08/04/09	\$4,903.05	\$3,728.81	\$1,174.24
CERNER CORP	156782104	75	11/03/06	08/04/09	\$4,903.05	\$3,680.06	\$1,222.99
CERNER CORP	156782104	60	11/17/06	08/04/09	\$3,922.44	\$2,929.65	\$992.79
CERNER CORP	156782104	75	05/12/08	08/04/09	\$4,903.05	\$3,631.33	\$1,271.72
CERNER CORP	156782104	80	12/18/06	08/04/09	\$5,229.92	\$3,856.60	\$1,373.32
CERNER CORP	156782104	100	02/11/08	08/04/09	\$6,537.40	\$4,767.75	\$1,769.65
CERNER CORP	156782104	81	06/13/08	08/04/09	\$5,295.30	\$3,858.64	\$1,436.66



Bank of America Private Wealth Management

IM FIRST HAND FDN FIXED/CERNER

Long term transactions

This category includes all assets held more than 12 months.

Description	Cusip	Number of shares exchanged	Acquisition Date	Sale date	Gross proceeds less commissions	Tax cost	Net gain or loss
CERNER CORP	156782104	66	07/22/08	08/04/09	\$4,314.69	\$3,131.55	\$1,183.14
CERNER CORP	156782104	85	12/01/06	08/04/09	\$5,556.79	\$4,023.69	\$1,533.10
CERNER CORP	156782104	14	07/25/08	08/04/09	\$915.24	\$657.44	\$257.80
CERNER CORP	156782104	75	05/02/08	08/04/09	\$4,903.05	\$3,518.06	\$1,384.99
CERNER CORP	156782104	135	02/21/08	08/04/09	\$8,825.49	\$6,321.31	\$2,504.18
CERNER CORP	156782104	85	01/26/07	08/04/09	\$5,556.79	\$3,968.44	\$1,588.35
CERNER CORP	156782104	80	06/26/08	08/04/09	\$5,229.92	\$3,726.20	\$1,503.72
CERNER CORP	156782104	90	01/12/07	08/04/09	\$5,883.66	\$4,188.38	\$1,695.28
CERNER CORP	156782104	100	04/07/06	08/04/09	\$6,537.40	\$4,649.75	\$1,887.65
CERNER CORP	156782104	90	01/13/06	08/04/09	\$5,883.66	\$4,184.10	\$1,699.56
CERNER CORP	156782104	85	03/24/06	08/04/09	\$5,556.79	\$3,950.59	\$1,606.20
CERNER CORP	156782104	110	10/23/06	08/04/09	\$7,191.14	\$5,107.03	\$2,084.11
CERNER CORP	156782104	50	12/22/06	08/04/09	\$3,268.70	\$2,318.00	\$950.70
CERNER CORP	156782104	86	10/06/06	08/04/09	\$5,622.17	\$3,980.73	\$1,641.44
CERNER CORP	156782104	25	05/26/08	08/04/09	\$1,634.55	\$1,150.85	\$483.50
CERNER CORP	156782104	64	12/29/06	08/04/09	\$4,183.94	\$2,941.92	\$1,242.02
CERNER CORP	156782104	30	10/20/06	08/04/09	\$1,961.22	\$1,378.65	\$582.57
CERNER CORP	156782104	80	09/22/06	08/04/09	\$5,229.92	\$3,661.40	\$1,568.52
CERNER CORP	156782104	60	05/30/08	08/04/09	\$3,922.44	\$2,744.88	\$1,177.56
CERNER CORP	156782104	70	12/30/05	08/04/09	\$4,576.18	\$3,197.95	\$1,378.23
CERNER CORP	156782104	85	09/08/06	08/04/09	\$5,556.79	\$3,873.24	\$1,683.55
CERNER CORP	156782104	75	08/25/06	08/04/09	\$4,903.05	\$3,355.31	\$1,547.74
CERNER CORP	156782104	84	07/08/08	08/04/09	\$5,491.42	\$3,752.10	\$1,739.32
CERNER CORP	156782104	90	03/13/06	08/04/09	\$5,883.66	\$3,968.10	\$1,915.56
CERNER CORP	156782104	90	01/26/06	08/04/09	\$5,883.66	\$3,961.80	\$1,921.86
LOCKHEED MARTIN CORP	539830109	19	11/08/04	08/06/09	\$1,412.55	\$1,082.97	\$329.58



Bank of America Private Wealth Management

2009 Tax Information Letter

Account Number 011010022160

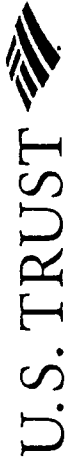
Page 37

IM FIRST HAND FDN FIXED/CERNER

Long term transactions

This category includes all assets held more than 12 months

Description	Cusip	Number of shares exchanged	Acquisition Date	Sale date	Gross proceeds less commissions	Tax cost	Net gain or loss
LOCKHEED MARTIN CORP	539830109	20	11/11/04	08/06/09	\$1,486 89	\$1,159 95	\$326 94
AMGEN INC	031162100	23	06/27/08	08/12/09	\$1,433 26	\$1 081 34	\$351 92
US BANCORP DEL NEW	902973304	43	08/09/08	08/12/09	\$947 26	\$1,279 77	\$-332 51
US BANCORP DEL NEW	902973304	1	06/28/08	08/12/09	\$22 03	\$32 25	\$-10 22
US BANCORP DEL NEW	902973304	36	06/28/08	08/12/09	\$789 01	\$1,161 10	\$-372 09
US BANCORP DEL NEW	902973304	8	07/31/08	08/12/09	\$176 24	\$230 78	\$-54 54
KB FINANCIAL GROUP INC-ADR	48241A113	0.36	04/13/07	08/17/09	\$4 78	\$11 54	\$-6 76
MEDCO HEALTH SOLUTIONS INC	58405U102	26	04/30/08	08/19/09	\$1,406 08	\$1,291 77	\$114 31
SUNCOR ENERGY INC	867224107	0.16	05/01/08	08/20/09	\$4 96	\$6 13	\$-1 17
LOCKHEED MARTIN CORP	539830109	66	10/08/04	08/25/09	\$4,883 88	\$3 689 43	\$1,194 45
LOCKHEED MARTIN CORP	539830109	15	11/08/04	08/25/09	\$1,109 97	\$854 98	\$254 99
PROCTER & GAMBLE CO	742718109	63	04/30/08	08/26/09	\$3,366 19	\$4,268 06	\$-901 87
HESS CORP	42809H107	21	06/16/08	09/01/09	\$1,046 80	\$2,560 62	\$-1,513 82
ING GROEP N V ADR	456837103	113	01/23/07	09/02/09	\$1 559 96	\$4,987 82	\$-3 427 86
MCDONALDS CORP	580135101	31	05/17/07	09/11/09	\$1,687 23	\$1,610 72	\$76 51
MCDONALDS CORP	580135101	87	06/26/07	09/11/09	\$4,735 14	\$4,492 24	\$242 90
MCDONALDS CORP	580135101	1	05/15/07	09/11/09	\$54 43	\$51 54	\$2 89
MCDONALDS CORP	580135101	43	05/15/07	09/14/09	\$2,324 60	\$2,216 19	\$108 41
INTERNATIONAL BUSINESS MACHS CORP	459200AZ4	50000	01/06/03	09/15/09	\$50,000 00	\$50,519 50	\$-519 50
LOWES COMPANIES INC	548661107	53	03/13/00	09/15/09	\$1,113 40	\$584 19	\$529 21
YUM BRANDS INC	988498101	37	12/07/04	09/16/09	\$1,250 26	\$862 29	\$387 97
LOWES COMPANIES INC	548661107	55	03/13/00	09/17/09	\$1,186 72	\$606 24	\$580 48
L-3 COMMUNICATIONS HLDGS INC	502424104	8	07/30/08	09/17/09	\$635 52	\$782 11	\$-146 59
L-3 COMMUNICATIONS HLDGS INC	502424104	9	08/28/08	09/17/09	\$714 96	\$993 15	\$-278 19
L-3 COMMUNICATIONS HLDGS INC	502424104	14	10/23/06	09/17/09	\$1,112 15	\$1,085 75	\$26 40
AT&T INC	00206R102	15	06/09/06	09/18/09	\$398 14	\$400 65	\$-2 51



Bank of America Private Wealth Management

IM FIRST HAND FDN FIXED/CERNER

Long term transactions

This category includes all assets held more than 12 months

Description	Cusip	Number of shares exchanged	Acquisition Date	Sale date	Gross proceeds less commissions	Tax cost	Net gain or loss
AT&T INC	00206R102	11	01/22/07	09/18/09	\$291 97	\$387 27	\$-95 30
CVS CORPORATION DEL	126650100	44	05/24/07	09/18/09	\$1,587 20	\$1,690 04	\$-102 84
VERIZON COMMUNICATIONS	92343V104	39	09/24/03	09/18/09	\$1,152 36	\$1,229 52	\$-77 16
AT&T INC	00206R102	72	04/26/04	09/18/09	\$1,911 06	\$1,843 50	\$67 56
CVS CORPORATION DEL	126650100	52	05/24/07	09/23/09	\$1,886 35	\$1,997 32	\$-110 97
CVS CORPORATION DEL	126650100	52	05/24/07	09/24/09	\$1,830 89	\$1,997 31	\$-166 42
HESS CORP	42809H107	30	09/19/08	09/24/09	\$1,605 29	\$2,712 82	\$-1,107 53
HESS CORP	42809H107	20	09/17/08	09/24/09	\$1,070 19	\$1,656 67	\$-586 48
HESS CORP	42809H107	5	09/11/08	09/24/09	\$267 55	\$425 99	\$-158 44
HESS CORP	42809H107	15	09/22/08	09/24/09	\$802 64	\$1,525 83	\$-723 19
HESS CORP	42809H107	8	06/16/08	09/24/09	\$428 08	\$975 47	\$-547 39
CVS CORPORATION DEL	126650100	21	01/22/08	09/24/09	\$739 40	\$785 14	\$-45 74
CVS CORPORATION DEL	126650100	17	01/22/08	09/28/09	\$599 74	\$635 59	\$-35 85
CVS CORPORATION DEL	126650100	16	01/23/08	09/28/09	\$564 46	\$594 66	\$-30 20
COSTCO WHSL CORP NEW	22160K105	29	03/25/08	09/28/09	\$1,637 32	\$1,930 54	\$-293 22
COSTCO WHSL CORP NEW	22160K105	15	03/26/08	09/28/09	\$846 89	\$1,009 21	\$-162 32
COSTCO WHSL CORP NEW	22160K105	8	03/26/08	09/28/09	\$451 67	\$532 54	\$-80 87
COSTCO WHSL CORP NEW	22160K105	17	03/26/08	09/30/09	\$951 98	\$1,131 66	\$-179 68
COSTCO WHSL CORP NEW	22160K105	75	07/23/08	09/30/09	\$4,199 89	\$4,745 69	\$-545 80
COSTCO WHSL CORP NEW	22160K105	4	07/30/08	09/30/09	\$223 99	\$252 35	\$-28 36
COSTCO WHSL CORP NEW	22160K105	24	07/30/08	09/30/09	\$1,343 97	\$1,509 05	\$-165 08
LOWES COMPANIES INC	548661107	234	03/13/00	10/02/09	\$4,688 33	\$2,579 26	\$2,109 07
CVS CORPORATION DEL	126650100	12	01/23/08	10/02/09	\$427 45	\$446 00	\$-18 55
BMC SOFTWARE INC	055921100	45	09/19/08	10/06/09	\$1,666 13	\$1,505 75	\$160 38
BMC SOFTWARE INC	055921100	6	12/18/07	10/06/09	\$222 15	\$210 25	\$11 90
VISA INC CL A	92826C839	20	06/26/08	10/06/09	\$1,354 36	\$1,576 22	\$-221 86



Bank of America Private Wealth Management

IM FIRST HAND FDN FIXED/CERNER

2009 Tax Information Letter

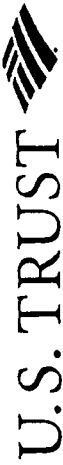
Account Number 011010022160

Page 39

Long term transactions

This category includes all assets held more than 12 months

Description	Cusip	Number of shares exchanged	Acquisition Date	Sale date	Gross proceeds less commissions	Tax cost	Net gain or loss
VISA INC CL A	92826C839	7	06/27/08	10/06/09	\$474.02	\$563.43	\$-89.41
MONSANTO CO NEW	61166W101	34	03/06/06	10/06/09	\$2,584.71	\$1,495.42	\$1,089.29
MONSANTO CO NEW	61166W101	10	06/09/06	10/07/09	\$741.97	\$398.00	\$343.97
MONSANTO CO NEW	61166W101	23	03/06/06	10/07/09	\$1,706.54	\$1,011.61	\$694.93
ING GROEP N V ADR	456837103	62	11/15/07	10/08/09	\$1,125.80	\$2,409.44	\$-1,283.64
CREDIT SUISSE GROUP SPONSORED ADR	225401108	66	01/23/07	10/08/09	\$3,764.39	\$4,641.78	\$-877.39
ING GROEP N V ADR	456837103	62	01/23/07	10/08/09	\$1,125.80	\$2,736.68	\$-1,610.88
GLAXO WELLCOME PLC SPONSORED ADR	37733W105	10	06/27/07	10/09/09	\$396.47	\$528.20	\$-131.73
COLUMBIA FDS SER TR I SELECT LARGE	19765Y688	5122.95	08/20/08	10/15/09	\$50,000.00	\$57,991.80	\$-7,991.80
COLUMBIA FDS SER TR I VALUE &	19765Y514	565.69	04/25/08	10/15/09	\$23,951.49	\$31,984.35	\$-8,032.86
COLUMBIA FDS SER TR I VALUE &	19765Y514	615.22	05/02/08	10/15/09	\$26,048.51	\$35,000.00	\$-8,951.49
INTERSIL HLDG CORP CL A	46069S109	1	10/31/07	10/19/09	\$13.97	\$30.21	\$-16.24
INTERSIL HLDG CORP CL A	46069S109	55	10/31/07	10/19/09	\$764.18	\$1,661.30	\$-897.12
INTERSIL HLDG CORP CL A	46069S109	1	10/31/07	10/19/09	\$14.08	\$30.21	\$-16.13
INTERSIL HLDG CORP CL A	46069S109	1	10/31/07	10/19/09	\$13.97	\$30.21	\$-16.24
INTERSIL HLDG CORP CL A	46069S109	50	10/31/07	10/19/09	\$694.71	\$1,510.27	\$-815.56
YUM BRANDS INC	988498101	38	12/03/04	10/19/09	\$1,354.58	\$884.58	\$470.00
YUM BRANDS INC	988498101	37	12/07/04	10/19/09	\$1,318.94	\$862.30	\$456.64
INTERSIL HLDG CORP CL A	46069S109	83	10/31/07	10/20/09	\$1,159.14	\$2,507.05	\$-1,347.91
VERIZON COMMUNICATIONS	92343V104	10	06/09/06	10/22/09	\$291.29	\$304.14	\$-12.85
VERIZON COMMUNICATIONS	92343V104	55	09/24/03	10/22/09	\$1,602.11	\$1,733.93	\$-131.82
VERIZON COMMUNICATIONS	92343V104	30	12/20/05	10/22/09	\$873.88	\$879.33	\$-5.45
YUM BRANDS INC	988498101	20	12/08/04	10/27/09	\$677.95	\$454.58	\$223.37
YUM BRANDS INC	988498101	50	12/03/04	10/27/09	\$1,694.86	\$1,163.93	\$530.93
YUM BRANDS INC	988498101	37	12/08/04	10/30/09	\$1,230.55	\$840.97	\$389.58
ARCELMITTAL SA LUXEMBOURG N Y	03938L104	78	01/23/07	11/03/09	\$2,594.87	\$3,381.30	\$-786.43



Bank of America Private Wealth Management

IM FIRST HAND FDN FIXED/CERNER

Long term transactions

This category includes all assets held more than 12 months

Description	Cusip	Number of shares exchanged	Acquisition Date	Sale date	Gross proceeds less commissions	Tax cost	Net gain or loss
LLOYDS TSB GROUP PLC SPONSORED ADR	539439109	18 77	04/21/08	11/03/09	\$106 78	\$1,305 43	\$-1,198 65
TOTAL S A SPONSORED ADR	89151E109	70	01/23/07	11/03/09	\$4,214 60	\$4,753 70	\$-539 10
LLOYDS TSB GROUP PLC SPONSORED ADR	539439109	68 09	07/08/08	11/03/09	\$387 30	\$2,346 04	\$-1,958 74
LLOYDS TSB GROUP PLC SPONSORED ADR	539439109	36 75	05/29/08	11/03/09	\$209 03	\$1,929 70	\$-1,720 67
LLOYDS TSB GROUP PLC SPONSORED ADR	539439109	36 04	03/10/08	11/03/09	\$204 98	\$2,657 11	\$-2,452 13
LLOYDS TSB GROUP PLC SPONSORED ADR	539439109	26 73	05/01/08	11/03/09	\$152 02	\$1,566 63	\$-1,414 61
YUM BRANDS INC	988498101	31	12/08/04	11/04/09	\$1,047 70	\$704 60	\$343 10
YUM BRANDS INC	988498101	82	11/08/04	11/04/09	\$2,771 32	\$1,860 31	\$911 01
MARSH & MCLENNAN INC	571748102	22	09/22/08	11/04/09	\$510 94	\$722 64	\$-211 70
MARSH & MCLENNAN INC	571748102	47	09/18/08	11/04/09	\$1,091 54	\$1,539 19	\$-447 65
MARSH & MCLENNAN INC	571748102	15	06/27/08	11/05/09	\$349 20	\$401 94	\$-52 74
MARSH & MCLENNAN INC	571748102	25	10/03/08	11/05/09	\$582 01	\$767 93	\$-185 92
MARSH & MCLENNAN INC	571748102	28	09/18/08	11/05/09	\$651 84	\$916 96	\$-265 12
ENI S P A SPONSORED ADR	26874R108	25	01/23/07	11/09/09	\$1,311 21	\$1,616 56	\$-305 35
MARSH & MCLENNAN INC	571748102	25	06/27/08	11/09/09	\$589 22	\$669 89	\$-80 67
JP MORGAN CHASE & CO	46625H100	39	02/10/08	11/10/09	\$1,709 99	\$1,924 77	\$-214 78
ENI S P A SPONSORED ADR	26874R108	22	01/23/07	11/16/09	\$1,162 87	\$1,422 57	\$-259 70
ERICSSON L M TEL CO ADR CL B	294821608	8	10/21/08	11/16/09	\$85 35	\$57 44	\$27 91
MARSH & MCLENNAN INC	571748102	172	06/27/08	12/02/09	\$3,818 66	\$4,608 86	\$-790 20
US BANCORP DEL NEW	902973304	18	07/22/08	12/03/09	\$426 98	\$485 29	\$-58 31
US BANCORP DEL NEW	902973304	155	07/21/08	12/03/09	\$3,676 77	\$4,226 37	\$-549 60
US BANCORP DEL NEW	902973304	30	07/18/08	12/03/09	\$711 63	\$850 20	\$-138 57
TELEFONICA S A SPONSORED ADR	879382208	17	10/21/08	12/03/09	\$1,512 35	\$1,043 21	\$469 14
ETABLISSEMENTS DELHAIZE FRERES ET	29759W101	6	11/24/08	12/03/09	\$474 72	\$363 35	\$111 37
L-3 COMMUNICATIONS HLDGS INC	502424104	24	10/23/06	12/04/09	\$1,922 90	\$1,861 28	\$61 62
COLUMBIA FDS SER TR HIGH INCOME FD	19765H495	5546 75	10/30/08	12/07/09	\$42,709 98	\$35,000 00	\$7,709 98



Bank of America Private Wealth Management

2009 Tax Information Letter

Account Number 011010022160

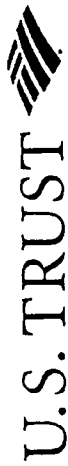
Page 41

IM FIRST HAND FDN FIXED/CERNER

Long term transactions

This category includes all assets held more than 12 months

Description	Cusip	Number of shares exchanged	Acquisition Date	Sale date	Gross proceeds less commissions	Tax cost	Net gain or loss
MARATHON OIL CORP	565849106	28	10/13/08	12/09/09	\$865 46	\$778 02	\$87 44
MARATHON OIL CORP	565849106	31	10/13/08	12/10/09	\$966 68	\$861 37	\$105 31
MARATHON OIL CORP	565849106	4	10/13/08	12/11/09	\$125 86	\$111 15	\$14 71
MARATHON OIL CORP	565849106	3	10/13/08	12/11/09	\$93 73	\$83 36	\$10 37
MARATHON OIL CORP	565849106	2	10/13/08	12/14/09	\$63 19	\$55 57	\$7 62
MARATHON OIL CORP	565849106	3	10/13/08	12/14/09	\$94 98	\$83 36	\$11 62
WEYERHAEUSER CO	962166104	10	09/21/06	12/15/09	\$430 74	\$595 95	\$-165 21
WEYERHAEUSER CO	962166104	13	09/21/06	12/15/09	\$561 96	\$774 74	\$-212 78
MARATHON OIL CORP	565849106	8	10/13/08	12/16/09	\$250 49	\$222 29	\$28 20
VISA INC CL A	92826C839	1	06/26/08	12/16/09	\$86 33	\$78 81	\$7 52
EXXON MOBIL CORP	30231G102	10	09/24/03	12/17/09	\$687 13	\$370 30	\$316 83
EXXON MOBIL CORP	30231G102	36	03/22/00	12/17/09	\$2 473 65	\$1 368 00	\$1 105 65
EXXON MOBIL CORP	30231G102	2	03/22/00	12/17/09	\$137 44	\$76 00	\$61 44
EXXON MOBIL CORP	30231G102	41	03/22/00	12/17/09	\$2 812 56	\$1 558 00	\$1 254 56
EXXON MOBIL CORP	30231G102	94	03/22/00	12/17/09	\$6 441 43	\$3 572 00	\$2 869 43
EXXON MOBIL CORP	30231G102	49	03/31/00	12/17/09	\$3 357 77	\$1 957 96	\$1 399 81
EXXON MOBIL CORP	30231G102	10	06/09/06	12/17/09	\$685 26	\$589 40	\$95 86
EXXON MOBIL CORP	30231G102	12	05/10/07	12/17/09	\$822 31	\$959 85	\$-137 54
EXXON MOBIL CORP	30231G102	10	10/03/03	12/17/09	\$685 26	\$381 20	\$304 06
MARATHON OIL CORP	565849106	1	10/13/08	12/17/09	\$30 92	\$27 79	\$3 13
AVON PRODUCTS INC	054303102	32	01/31/08	12/18/09	\$1 001 19	\$1 112 12	\$-110 93
AVON PRODUCTS INC	054303102	36	01/31/08	12/18/09	\$1 130 94	\$1 251 14	\$-120 20
VISA INC CL A	92826C839	1	09/19/08	12/21/09	\$87 15	\$70 34	\$16 81
VISA INC CL A	92826C839	21	06/26/08	12/21/09	\$1 830 14	\$1 655 04	\$175 10
CARNIVAL CORP PAIRED CTF 1 COM	143658300	32	08/15/08	12/21/09	\$1 033 67	\$1 273 50	\$-239 83
MARATHON OIL CORP	565849106	2	10/13/08	12/21/09	\$62 60	\$55 57	\$7 03



Bank of America Private Wealth Management

IM FIRST HAND FDN FIXED/CERNER

Long term transactions

This category includes all assets held more than 12 months

Description	Cusip	Number of shares exchanged	Acquisition Date	Sale date	Gross proceeds less commissions	Tax cost	Net gain or loss
CARNIVAL CORP PAIRED CTF I COM	143658300	28	05/30/08	12/21/09	\$904 63	\$1,116 48	\$-211 85
CARNIVAL CORP PAIRED CTF I COM	143658300	23	05/30/08	12/21/09	\$742 95	\$917 10	\$-174 15
CARNIVAL CORP PAIRED CTF I COM	143658300	13	08/15/08	12/21/09	\$419 93	\$515 46	\$-95 53
MARATHON OIL CORP	565849106	4	10/13/08	12/22/09	\$126 44	\$111 15	\$15 29
MARATHON OIL CORP	565849106	2	10/13/08	12/22/09	\$63 04	\$55 57	\$7 47
MARATHON OIL CORP	565849106	1	10/13/08	12/23/09	\$31 62	\$27 79	\$3 83
MARATHON OIL CORP	565849106	1	10/13/08	12/24/09	\$31 69	\$27 79	\$3 90
MARATHON OIL CORP	565849106	1	10/13/08	12/28/09	\$31 44	\$27 79	\$3 65

Total long term gain/loss from sales:

\$1,538,005 07 \$1 664,290 43 \$-126,285 36